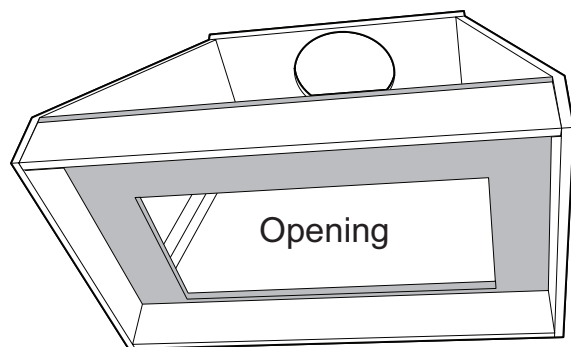


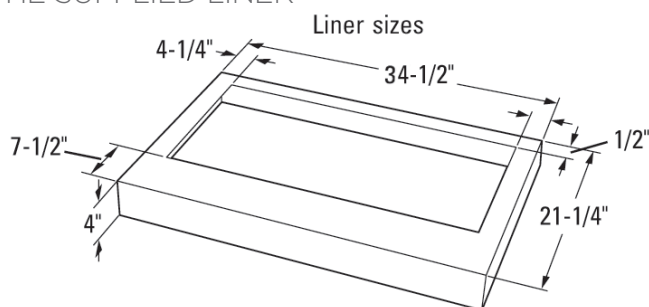
CUSTOM INSERT LINER



The custom canopy must be sized to fit the insert sleeve. Construct the canopy with an opening that is:
26"W x 13-3/16"D

The opening must be constructed of 3/4" thick material to allow the sleeve locking clips to engage.

THE SUPPLIED LINER



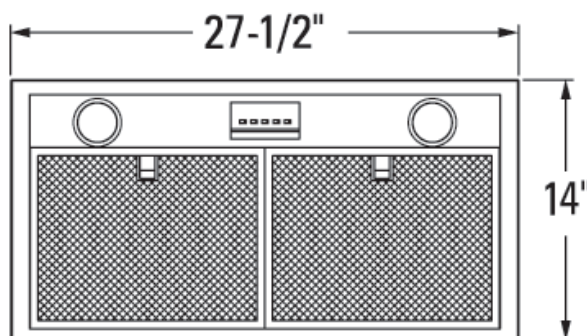
A stainless steel liner is shipped with each hood insert. This non-combustible liner protects the underside of the canopy.

CUSTOM LINER

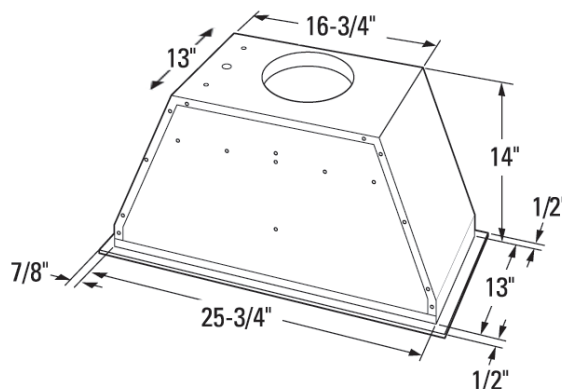
If you are not using the supplied liner, you may construct a custom non-combustible liner. Use the supplied liner as a template. The opening must be 26"W x 13-3/16"D. 3/4" thick material must surround the opening to allow the sleeve locking clips to engage. The insert sleeve inside the cabinet should be positioned 1/2" from the rear wall so that the center of the 8" duct is 5-1/2" from the rear wall.

DIMENSIONS AND SPECIFICATIONS (IN INCHES)

OUTSIDE DIMENSIONS



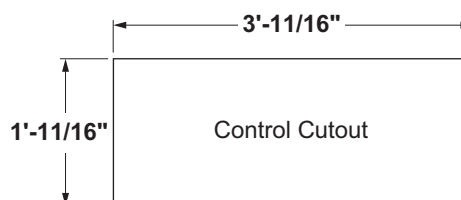
THE INSERT SLEEVE



The bottom edge of the insert sleeve has a 7/8" wide flange on the sides and a 1/2" wide flange on the front and back.

REMOTE LOCATION FOR THE CONTROL

The control may be removed from the hood and installed into a wall or countertop. A 30-ft length of wire is supplied to accommodate most installations. A blanking plate covers the opening when the controls are removed. The overall size of the control is 4-1/4" wide and 2-1/4" deep.



We recommend that the cutout in granite or other hard surfaces be made before the countertop is installed.

FEATURES AND BENEFITS

PATENTED INSTALLATION PROCESS

Makes the insert ideally suited to a wide variety of custom hood applications; with easy and secure connection to the ventilation duct

550-CFM BLOWER

helps effectively remove smoke, grease, odors and moisture

CONTROL WITH ADA COMPLIANT REMOTE-MOUNT OPTION

Can be removed and relocated to a more convenient location, such as a wall or countertop

BLOWER, LINER AND FILTERS INCLUDED

No additional components or accessory kits required

TWO HALOGEN LIGHTS

Provide four levels of illumination over the cooking surface

TWO STAINLESS STEEL MESH FILTERS

Trap airborne grease particles and can easily be removed for dishwasher-safe cleaning

