

# **DIMENSIONAL DATA**

# **G**

# **P**

# **K**

**Specifications Included  
in this Booklet:**

**Solvent Weld Schedule 40 DWV Fittings**

**Gasketed Schedule 40 DWV Fittings**

1601 43rd ST. NW · Fargo, North Dakota 58102  
Phone: 701-277-3225 Toll Free: 1-800-437-4670  
Fax: 701-277-9286 or 1-800-822-6989

# TABLE OF CONTENTS

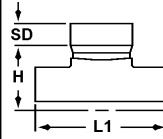
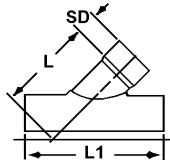
	<b>PAGE NUMBER</b>
<b>4" - 24" SOLVENT WELD SCHEDULE 40 DWV FITTINGS</b>	
Saddles - Solvent Skirt, Solvent Branch	3
Tees - HxHxH	4
Tees - SXHXH	4
Couplings	4
Wyes - HxHxH	4 - 5
Wyes - SXHXH	5
Concentric Reducers - Couplings and Bushings	5 - 6
Eccentric Reducers - Couplings and Bushings	6 - 7
Caps	7
Plugs Sp	7
T-Y's - HxHxH	7 - 8
T-Y'S - SXHXH	8
Double Wyes	8
Crosses	8 - 9
Elbows - 11 1/4, 22 1/2, 30, 45 and 90; HxH and SxH	9 - 10
Threaded Adapters and Plugs	10
IPS x Sewer Adapters	11
Countersunk Threaded Plugs	11
Combo T-Y HxHxH	11
Test Tees - HxHxFIPT with Plugs	12
Two-Way Cleanout	12
Downspout Adapters	12
<b>4" - 12" GASKETED SCHEDULE 40 DWV FITTINGS</b>	
Saddles - Solvent Skirt, Gasket Branch	13
Tees - GxGxG	13
Couplings - Stop and Repair	13
Wyes - GxGxG	13
Concentric Reducers - Couplings and Bushings	13
Eccentric Reducers - Couplings and Bushings	14
Caps	14
Plugs	14
T-Y's - GxGxG	14
Double Wyes	14
Crosses	14
Manhole Adapters	14
Elbows - 11 1/4, 22 1/2, 30, 45 and 90; GxG and SxG	15
IPS x Sewer Adapters	16
Combo T-Y GxGxG	16
Deep Socket Fittings	16
<b>SCHEDULE 40 DIMENSIONS</b>	<b>17</b>
<b>IPS WALL THICKNESSES</b>	<b>18</b>



# 4" - 24" SOLVENT WELD SCHEDULE 40 DWV FITTINGS

Molded fittings are manufactured to the dimensions of ASTM D2665. Fabricated fittings are manufactured to ASTM F1866 specifications. To be used for non-pressure drainage applications only.

	SIZE	PART #	LB/ 100	(L)	(L1)	(SD)		SIZE	PART #	LB/ 100	(H)	(L1)	(SD)
		6x4	301-0064	340	10.63	14.00		2.00		6x4	302-0064	255	6.06
	8x4	301-0084	447	12.06	14.00	2.00		8x4	302-0084	395	7.06	14.00	2.00
	8x6	301-0086	680	13.00	17.00	3.00		8x6	302-0086	544	7.50	16.00	3.00
	10x4	301-0104	581	13.50	16.00	2.00		10x4	302-0104	529	8.13	14.00	2.00
	10x6	301-0106	843	14.88	17.00	3.00		10x6	302-0106	696	8.63	16.00	3.00
	10x8	301-0108	1262	15.63	22.00	4.00		10x8	302-0108	953	8.88	19.00	4.00
	12x4	301-0124	581	15.00	16.00	2.00		12x4	302-0124	674	9.13	14.00	2.00
	12x6	301-0126	843	16.25	17.00	3.00		12x6	302-0126	863	9.63	16.00	3.00
	12x8	301-0128	1262	17.00	22.00	4.00		12x8	302-0128	1108	9.88	19.00	4.00
	12x10	301-1210	2110	19.75	26.00	5.00		12x10	302-1210	1509	10.88	21.00	5.00
	14x4	301-0144	581	15.88	16.00	2.00		14x4	302-0144	529	9.75	14.00	2.00
	14x6	301-0146	843	17.13	17.00	3.00		14x6	302-0146	696	10.25	16.00	3.00
	14x8	301-0148	1262	17.88	22.00	4.00		14x8	302-0148	953	10.50	19.00	4.00
	14x10	301-1410	2110	20.63	26.00	5.00		14x10	302-1410	1509	11.50	21.00	5.00
	14x12	301-1412	2926	22.38	30.00	6.00		14x12	302-1412	2300	11.50	23.00	6.00
	16x4	301-0164	581	17.25	16.00	2.00		16x4	302-0164	529	10.75	14.00	2.00
	16x6	301-0166	843	18.50	17.00	3.00		16x6	302-0166	696	11.25	16.00	3.00
	16x8	301-0168	1262	19.38	22.00	4.00		16x8	302-0168	953	11.50	19.00	4.00
	16x10	301-1610	2110	22.00	26.00	5.00		16x10	302-1610	1509	12.50	21.00	5.00
	16x12	301-1612	2926	22.75	30.00	6.00		16x12	302-1612	2300	12.50	23.00	6.00
	16x14	301-1614	4025	23.80	34.00	7.00		16x14	302-1614	2860	13.50	26.00	7.00
	18x4	301-0184	581	18.00	16.00	2.00		18x4	302-0184	529	11.25	14.00	2.00
	18x6	301-0186	843	19.25	17.00	3.00		18x6	302-0186	696	11.75	16.00	3.00
	18x8	301-0188	1262	20.25	22.00	4.00		18x8	302-0188	953	12.00	19.00	4.00
	18x10	301-1810	2110	22.75	26.00	5.00		18x10	302-1810	1509	13.00	21.00	5.00
	18x12	301-1812	2926	23.75	30.00	6.00		18x12	302-1812	2300	13.00	23.00	6.00
	18x14	301-1814	4025	25.25	34.00	7.00		18x14	302-1814	2860	14.50	26.00	7.00
	18x16	301-1816	5827	26.25	36.00	8.00		18x16	302-1816	4148	14.50	28.00	8.00
	20x4	301-0204	581	19.37	16.00	2.00		20x4	302-0204	529	12.25	14.00	2.00
	20x6	301-0206	843	20.62	17.00	3.00		20x6	302-0206	696	12.75	16.00	3.00
	20x8	301-0208	1262	21.62	22.00	4.00		20x8	302-0208	953	13.00	19.00	4.00
	20x10	301-2010	2110	24.12	26.00	5.00		20x10	302-2010	1509	14.00	21.00	5.00
	20x12	301-2012	2926	25.12	30.00	6.00		20x12	302-2012	2300	14.00	23.00	6.00
	20x14	301-2014	4025	26.62	34.00	7.00		20x14	302-2014	2860	15.50	26.00	7.00
	20x16	301-2016	5827	27.62	36.00	8.00		20x16	302-2016	4148	15.50	28.00	8.00
	20x18	301-2018	8805	28.37	48.00	9.00		20x18	302-2018	5534	16.50	31.00	9.00
	24x4	301-0244	589	22.25	16.00	2.00		24x4	302-0244	537	14.25	14.00	2.00
	24x6	301-0246	851	23.50	17.00	3.00		24x6	302-0246	704	14.75	16.00	3.00
	24x8	301-0248	1270	24.50	22.00	4.00		24x8	302-0248	961	15.00	19.00	4.00
	24x10	301-2410	2118	27.00	26.00	5.00		24x10	302-2410	1517	16.00	21.00	5.00
	24x12	301-2412	2934	28.00	30.00	6.00		24x12	302-2412	2308	16.00	23.00	6.00
	24x14	301-2414	4033	29.50	34.00	7.00		24x14	302-2414	2868	17.50	26.00	7.00
	24x16	301-2416	5835	30.50	36.00	8.00		24x16	302-2416	4156	17.50	28.00	8.00
	24x18	301-2418	8813	31.25	48.00	9.00		24x18	302-2418	5534	18.50	31.00	9.00
	24x20	301-2420	13247	34.00	56.00	10.00		24x20	302-2420	7542	18.50	36.00	10.00
FABRICATED SADDLE WYE SOLVENT BRANCH, SOLVENT SKIRT WITH STRAPS							FABRICATED SADDLE TEE SOLVENT BRANCH, SOLVENT SKIRT WITH STRAPS						



\*DENOTES MOLDED FITTING. ALL OTHERS ARE FABRICATED.



# 4" - 24" SOLVENT WELD SCHEDULE 40 DWV FITTINGS

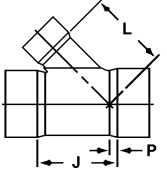
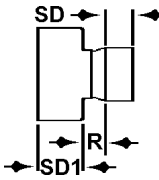
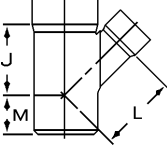
Molded fittings are manufactured to the dimensions of ASTM D2665. Fabricated fittings are manufactured to ASTM F1866 specifications. To be used for non-pressure drainage applications only.

	SIZE	PART #	LB/ 100	(C)	(H)	(D)		SIZE	PART #	LB/ 100	(C)	(H)	(D)	
		4x4*	303-0044	195	4.25	2.50		2.50		24x6	303-0246	10590	21.00	14.75
	6x4*	303-0064	372	5.50	3.50	2.50		24x8	303-0248	11299	22.00	15.00	10.00	
	6x6*	303-0066	493	6.51	3.51	3.51		24x10	303-2410	12120	23.00	16.00	11.00	
	8x4*	303-0084	633	6.56	4.46	2.56	FULL & REDUCING TEE HxHxH	24x12	303-2412	12952	24.00	16.00	12.00	
	8x6*	303-0086	779	7.58	4.50	3.58		24x14	303-2414	13834	24.75	17.50	12.75	
	8x8*	303-0088	958	8.54	4.54	4.54		24x16	303-2416	14897	25.50	17.50	13.50	
	10x4	303-0104	1401	9.75	7.63	4.75		24x18	303-2418	16419	27.00	18.50	15.00	
	10x6	303-0106	1665	11.00	8.13	6.00		24x20	303-2420	17961	28.00	18.50	16.00	
	10x8	303-0108	1987	12.25	8.38	7.25		24x24	303-2424	20679	30.00	18.50	18.00	
	10x10	303-1010	2433	13.50	9.38	8.50						(C)	(H)	(E)
	12x4	303-0124	1998	10.75	8.63	4.75		FULL & REDUCING TEE SXHXH	4*	304-0044	193	4.25	2.50	4.65
	12x6	303-0126	2357	12.25	9.13	6.25								
	12x8	303-0128	2688	13.25	9.38	7.25								
	12x10	303-1210	3132	14.25	10.38	8.25								
	12x12	303-1212	3602	15.25	10.38	9.25								
	14x4	303-0144	2642	13.00	9.25	6.00								
	14x6	303-0146	2832	14.00	9.75	7.00								
	14x8	303-0148	3284	15.00	10.00	8.00						(L)	(N)	
	14x10	303-1410	3748	16.00	11.00	9.00	4*		305-0004	79	3.75	.25		
	14x12	303-1412	4221	17.00	11.00	10.00	6*		305-0006	204	6.31	.25		
	14x14	303-1414	4750	18.00	12.50	11.00	8*	305-0008	415	8.25	.25			
	16x4	303-0164	3700	13.88	10.25	5.88	10	305-0010	909	13.00	3.00			
	16x6	303-0166	4056	14.88	10.75	6.88	12	305-0012	1373	15.00	3.00			
	16x8	303-0168	4465	15.88	11.00	7.88	14	305-0014	1805	18.00	4.00			
	16x10	303-1610	4988	16.88	12.00	8.88	16	305-0016	2625	20.00	4.00			
	16x12	303-1612	5521	17.88	12.00	9.88	18	305-0018	3352	21.50	3.50			
	16x14	303-1614	6110	18.88	13.50	10.88	20	305-0020	4723	26.00	6.00			
	16x16	303-1616	7125	20.88	13.38	12.88	24	305-0024	7395	30.00	6.00			
	18x4	303-0184	4770	14.75	11.25	5.75					(L)	(J)	(P)	
	18x6	303-0186	5210	15.75	11.75	6.75	STOPCOUPLING HxH	4x4*	307-0044	297	6.38	8.26	1.88	
	18x8	303-0188	5706	16.75	12.00	7.75		6x4*	307-0064	464	7.43	6.87	.18	
	18x10	303-1810	6314	17.75	13.00	8.75		6x6*	307-0066	673	8.43	10.18	1.75	
	18x12	303-1812	6934	18.75	13.00	9.75		8x4*	307-0084	815	8.68	8.00	.375	
	18x14	303-1814	8609	19.75	14.50	10.75		8x6*	307-0086	1035	9.81	10.50	1.00	
	18x16	303-1816	9460	20.75	14.50	11.75		8x8*	307-0088	1423	11.75	14.12	2.37	
	18x18	303-1818	10182	23.00	15.50	14.00		10x4*	307-0104	1212	10.40	7.20	-1.50	
	20x4	303-0204	6375	17.00	12.25	7.00		10x6*	307-0106	1509	11.25	10.50	.00	
	20x6	303-0206	6873	18.00	12.75	8.00		10x8	307-0108	2487	15.13	19.00	4.13	
	20x8	303-0208	7428	19.00	13.00	9.00		10x10	307-1010	3179	17.63	22.50	5.88	
	20x10	303-2010	8094	20.00	14.00	10.00	12x4	307-0124	2221	14.25	11.50	-.63		
	20x12	303-2012	8772	21.00	14.00	11.00	12x6	307-0126	2684	15.50	15.00	1.13		
	20x14	303-2014	9501	22.00	15.50	12.00	12x8	307-0128	3294	16.50	19.00	3.13		
	20x16	303-2016	10490	23.00	15.50	13.00	12x10	307-1210	3924	19.00	21.25	4.25		
	20x18	303-2018	11777	24.00	16.50	14.00	12x12	307-1212	4847	20.00	26.00	6.63		
	20x20	303-2020	12841	24.87	16.50	14.87	14x4	307-0144	2789	15.13	13.00	-.50		
	24x4	303-0244	9937	20.00	14.25	8.00	14x6	307-0146	3334	16.38	17.00	1.50		
FULL & REDUCING TEE HxHxH							FULL & REDUCING WYE HxHxH							



# 4" - 24" SOLVENT WELD SCHEDULE 40 DWV FITTINGS

Molded fittings are manufactured to the dimensions of ASTM D2665. Fabricated fittings are manufactured to ASTM F1866 specifications. To be used for non-pressure drainage applications only.

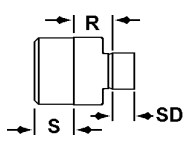
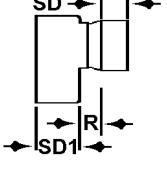
 FULL & REDUCING WYE HxHxH	SIZE	PART #	LB/ 100	(L)	(J)	(P)	 REDUCER COUPLING HxH	SIZE	PART #	LB/ 100	(R)	(SD)	(SD1)
	14x8	307-0148	3969	17.38	21.00	3.50		4x6*	309-0046	211	3.00	1.75	3.00
	14x10	307-1410	4610	19.88	23.00	4.50		4x8	309-0048	389	2.25	2.00	4.00
	14x12	307-1412	5570	21.88	27.00	6.50		4x10	309-0410	600	2.25	2.00	5.00
	14x14	307-1414	6080	22.38	29.00	7.50		4x12	309-0412	890	2.25	2.00	6.00
	16x4	307-0164	3879	16.50	13.00	-1.63		4x14	309-0414	902	4.25	2.00	3.00
	16x6	307-0166	4544	17.75	17.00	-.38		4x16	309-0416	1197	4.50	2.00	3.50
	16x8	307-0168	5299	18.88	21.00	2.38		4x18	309-0418	4100	4.50	2.00	3.50
	16x10	307-1610	6000	21.25	23.00	3.38		4x20	309-0420	5600	4.50	2.00	4.00
	16x12	307-1612	7001	22.25	27.00	5.38		4x24	309-0424	8400	4.75	2.00	4.00
	16x14	307-1614	7650	23.75	29.00	6.50		6x8	309-0068	395	6.00	3.00	4.00
	16x16	307-1616	8975	24.75	32.00	8.00		6x10	309-0610	720	3.25	3.00	5.00
	18x4	307-0184	5492	18.00	13.50	-2.25		6x12	309-0612	1010	3.25	3.00	6.00
	18x6	307-0186	6330	19.25	16.50	-.75		6x14	309-0614	1020	4.75	3.00	3.00
	18x8	307-0188	7253	20.25	20.50	1.25		6x16	309-0616	1301	5.00	3.00	3.50
	18x10	307-1810	8044	22.75	23.50	2.75		6x18	309-0618	4200	5.00	3.00	3.50
	18x12	307-1812	9211	23.75	26.50	4.25		6x20	309-0620	5700	5.00	3.00	4.00
	18x14	307-1814	9945	25.25	29.50	5.75		6x24	309-0624	8500	5.25	3.00	4.00
	18x16	307-1816	11298	26.25	31.50	6.75		8x10	309-0810	686	3.00	4.00	5.00
	18x18	307-1818	12700	27.00	36.00	7.75		8x12	309-0812	1150	3.00	4.00	6.00
	20x4	307-0204	6820	19.50	16.00	-2.00		8x14	309-0814	1165	5.00	4.00	3.00
	20x6	307-0206	7774	20.75	18.00	-1.00		8x16	309-0816	1460	5.25	4.00	3.50
	20x8	307-0208	8815	21.75	22.00	1.00		8x18	309-0818	4300	5.25	4.00	3.50
	20x10	307-2010	9664	24.25	26.00	3.00		8x20	309-0820	5800	5.25	4.00	4.00
	20x12	307-2012	10947	25.25	28.00	4.00		8x24	309-0824	8600	5.50	4.00	4.00
	20x14	307-2014	11740	26.75	30.00	5.00		10x12	309-1012	1104	7.00	5.00	6.00
	20x16	307-2016	13180	27.75	33.00	6.50		10x14	309-1014	1438	6.00	5.00	3.00
	20x18	307-2018	15633	28.50	40.00	10.00		10x16	309-1016	1733	6.25	5.00	3.50
	20x20	307-2020	15700	31.25	41.00	7.00		10x18	309-1018	4600	6.25	5.00	3.50
	24x4	307-0244	10537	22.25	18.00	-3.00		10x20	309-1020	6100	6.25	5.00	4.00
	24x6	307-0246	11800	23.50	20.00	-2.00		10x24	309-1024	8900	6.50	5.00	4.00
	24x8	307-0248	13148	24.50	24.00	0.00		12x14	309-1214	1721	6.00	6.00	3.00
	24x10	307-2410	14152	27.00	28.00	2.00		12x16	309-1216	2016	6.25	6.00	3.50
	24x12	307-2412	15744	28.00	30.00	3.00		12x18	309-1218	4900	6.25	6.00	3.50
	24x14	307-2414	16691	29.50	32.00	4.00		12x20	309-1220	6400	6.25	6.00	4.00
	24x16	307-2416	18362	30.50	35.00	5.50		12x24	309-1224	9200	6.50	6.00	4.00
	24x18	307-2418	21278	31.25	42.00	9.00		14x16	309-1416	2355	7.75	7.00	3.50
	24x20	307-2420	24683	34.00	44.00	10.00		14x18	309-1418	5200	7.75	7.00	3.50
	24x24	307-2424	30403	41.00	52.00	14.00		14x20	309-1420	6700	7.75	7.00	4.00
								14x24	309-1424	9500	8.00	7.00	4.00
				(J)	(M)	(L)		16x18	309-1618	5700	7.75	8.00	3.50
	4*	308-0044	280	6.38	3.25	6.38		16x20	309-1620	7200	7.75	8.00	4.00
								16x24	309-1624	10000	7.75	8.00	4.00
								18x20	309-1820	6700	8.75	9.00	4.00
								18x24	309-1824	8200	9.00	9.00	4.00
								20x24	309-2024	11700	9.00	10.00	4.00
 FULL & REDUCING WYE SXHXH													

\*DENOTES MOLDED FITTING. ALL OTHERS ARE FABRICATED.



# 4" - 24" SOLVENT WELD SCHEDULE 40 DWV FITTINGS

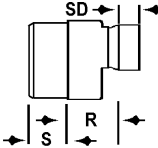
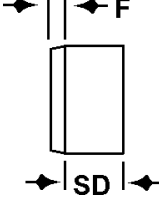
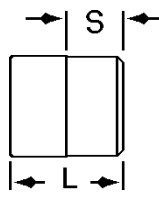
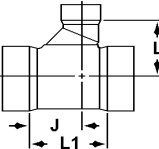
Molded fittings are manufactured to the dimensions of ASTM D2665. Fabricated fittings are manufactured to ASTM F1866 specifications. To be used for non-pressure drainage applications only.

SIZE	PART #	LB/ 100	(R)	(SD)	(S)	SIZE	PART #	LB/ 100	(R)	(SD)	(SD1)		
 REDUCER BUSHING SxH	6x4	310-0064	393	6.00	1.75	3.50	 ECCENTRIC REDUCER COUPLING HxH	4x6	309-0046ECC	230	2.50	2.00	3.00
	8x4	310-0084	779	4.50	2.00	7.50		4x8	309-0048ECC	389	2.25	2.00	4.00
	8x6	310-0086	807	6.00	3.00	6.50		4x10	309-0410ECC	600	2.25	2.00	5.00
	10x4	310-0104	1130	4.75	2.00	8.50		4x12	309-0412ECC	890	2.25	2.00	6.00
	10x6	310-0106	1250	5.75	3.00	8.50		4x14	309-0414ECC	902	4.25	2.00	3.00
	10x8	310-0108	1360	6.50	4.00	8.00		4x16	309-0416ECC	1197	4.50	2.00	3.50
	12x4	310-0124	1600	4.75	2.00	9.50		4x18	309-0418ECC	4100	4.50	2.00	3.50
	12x6	310-0126	1720	5.75	3.00	9.50		4x20	309-0420ECC	5600	4.50	2.00	4.00
	12x8	310-0128	1870	5.50	4.00	9.50		4x24	309-0424ECC	8400	4.75	2.00	4.00
	12x10	310-1210	2090	7.00	5.00	9.00		6x8	309-0068ECC	500	3.50	3.00	4.00
	14x4	310-0144	2100	7.25	2.00	10.00		6x10	309-0610ECC	720	3.25	3.00	5.00
	14x6	310-0146	2200	7.75	3.00	10.00		6x12	309-0612ECC	1010	3.25	3.00	6.00
	14x8	310-0148	2400	8.00	4.00	10.00		6x14	309-0614ECC	1020	4.75	3.00	3.00
	14x10	310-1410	2600	9.00	5.00	10.00		6x16	309-0616ECC	1301	5.00	3.00	3.50
	14x12	310-1412	2900	9.00	6.00	10.00		6x18	309-0618ECC	4200	5.00	3.00	3.50
	16x4	310-0164	3000	8.00	2.00	11.00		6x20	309-0620ECC	5700	5.00	3.00	4.00
	16x6	310-0166	3100	8.50	3.00	11.00		6x24	309-0624ECC	8500	5.25	3.00	4.00
	16x8	310-0168	3200	8.75	4.00	11.00		8x10	309-0810ECC	870	3.00	4.00	5.00
	16x10	310-1610	3500	9.75	5.00	11.00		8x12	309-0812ECC	1150	3.00	4.00	6.00
	16x12	310-1612	3800	9.75	6.00	11.00		8x14	309-0814ECC	1165	5.00	4.00	3.00
	16x14	310-1614	4100	11.25	7.00	11.00		8x16	309-0816ECC	1460	5.25	4.00	3.50
	18x4	310-0184	4000	8.00	2.00	13.00		8x18	309-0818ECC	4300	5.25	4.00	3.50
	18x6	310-0186	4100	8.50	3.00	13.00		8x20	309-0820ECC	5800	5.25	4.00	4.00
	18x8	310-0188	4300	8.75	4.00	13.00		8x24	309-0824ECC	8600	5.50	4.00	4.00
18x10	310-1810	4500	9.75	5.00	13.00	10x12	309-1012ECC	1430	4.00	5.00	6.00		
18x12	310-1812	4700	9.75	6.00	13.00	10x14	309-1014ECC	1438	6.00	5.00	3.00		
18x14	310-1814	5100	11.25	7.00	13.00	10x16	309-1016ECC	1733	6.25	5.00	3.50		
18x16	310-1816	5500	11.25	8.00	13.00	10x18	309-1018ECC	4600	6.25	5.00	3.50		
20x4	310-0204	6700	8.50	2.00	13.00	10x20	309-1020ECC	6100	6.25	5.00	4.00		
20x6	310-0206	6800	9.00	3.00	13.00	10x24	309-1024ECC	8900	6.50	5.00	4.00		
20x8	310-0208	7000	9.25	4.00	13.00	12x14	3091214ECC	1721	6.00	6.00	3.00		
20x10	310-2010	7200	10.25	5.00	13.00	12x16	309-1216ECC	2016	6.25	6.00	3.50		
20x12	310-2012	7400	10.25	6.00	13.00	12x18	309-1218ECC	4900	6.25	6.00	3.50		
20x14	310-2014	7800	11.75	7.00	13.00	12x20	309-1220ECC	6400	6.25	6.00	4.00		
20x16	310-2016	8200	11.75	8.00	13.00	12x24	309-1224ECC	9200	6.50	6.00	4.00		
20x18	310-2018	8700	12.75	9.00	13.00	14x16	309-1416ECC	2355	7.75	7.00	3.50		
24x4	310-0244	10400	8.75	2.00	15.00	14x18	309-1418ECC	5200	7.75	7.00	3.50		
24x6	310-0246	10500	9.25	3.00	15.00	14x20	309-1420ECC	6700	7.75	7.00	4.00		
24x8	310-0248	10700	9.50	4.00	15.00	14x24	309-1424ECC	9500	8.00	7.00	4.00		
24x10	310-2410	10900	10.50	5.00	15.00	16x18	309-1618ECC	5700	7.75	8.00	3.50		
24x12	310-2412	11100	10.50	6.00	15.00	16x20	309-1620ECC	7200	7.75	8.00	4.00		
24x14	310-2414	11500	12.00	7.00	15.00	16x24	309-1624ECC	10000	7.75	8.00	4.00		
24x16	310-2416	11900	11.75	8.00	15.00	18x20	309-1820ECC	6700	8.75	9.00	4.00		
24x18	310-2418	12400	13.00	9.00	15.00	18x24	309-1824ECC	8200	9.00	9.00	4.00		
24x20	310-2420	12800	13.00	10.00	15.00	20x24	309-2024ECC	11700	9.00	10.00	4.00		



# 4" - 24" SOLVENT WELD SCHEDULE 40 DWV FITTINGS

Molded fittings are manufactured to the dimensions of ASTM D2665. Fabricated fittings are manufactured to ASTM F1866 specifications. To be used for non-pressure drainage applications only.

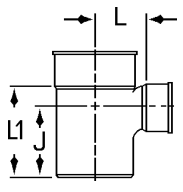
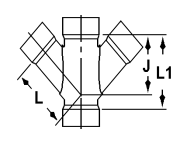
SIZE	PART #	LB/ 100	(R)	(SD)	(S)		SIZE	PART #	LB/ 100	(F)	(SD)		
6x4	310-0064ECC	250	2.50	2.00	4.00	 CAP H	4*	311-0004	62	.52	1.75		
8x4	310-0084ECC	779	4.50	2.00	7.50		6*	311-0006	157	.40	3.00		
8x6	310-0086ECC	840	7.50	3.00	7.50		8*	311-0008	312	.40	4.00		
10x4	310-0104ECC	1130	4.75	2.00	8.50		10*	311-0010	528	.37	5.00		
10x6	310-0106ECC	1250	5.75	3.00	8.50		12*	311-0012	816	.41	6.00		
10x8	310-0108ECC	1400	5.50	4.00	8.50		14	311-0014	825	2.00	3.00		
12x4	310-0124ECC	1600	4.75	2.00	9.50		16	311-0016	1120	2.25	3.50		
12x6	310-0126ECC	1720	5.75	3.00	9.50		18	311-0018	4000	2.25	3.50		
12x8	310-0128ECC	1870	5.50	4.00	9.50		20	311-0020	5500	2.25	4.00		
12x10	310-1210ECC	2140	6.50	5.00	9.50		24	311-0024	8300	2.50	4.00		
14x4	310-0144ECC	2100	7.25	2.00	10.00					(L)	(S)		
14x6	310-0146ECC	2200	7.75	3.00	10.00		 PLUG SP	4*	312-0004	82	3.74	3.50	
14x8	310-0148ECC	2400	8.00	4.00	10.00			6*	312-0006	175	4.30	4.00	
14x10	310-1410ECC	2600	9.00	5.00	10.00			8	312-0008	650	10.88	6.50	
14x12	310-1412ECC	2900	9.00	6.00	10.00	10		312-0010	1060	11.37	8.50		
16x4	310-0164ECC	3000	8.00	2.00	11.00	12		312-0012	1530	12.41	9.50		
16x6	310-0166ECC	3100	8.50	3.00	11.00	14		312-0014	2000	15.00	10.00		
16x8	310-0168ECC	3200	8.75	4.00	11.00	16		312-0016	2900	16.75	11.00		
16x10	310-1610ECC	3500	9.75	5.00	11.00	18		312-0018	3900	18.75	13.00		
16x12	310-1612ECC	3800	9.75	6.00	11.00	20		312-0020	6600	19.25	13.00		
16x14	310-1614ECC	4100	11.25	7.00	11.00	24		312-0024	10300	21.50	15.00		
18x4	310-0184ECC	4000	8.00	2.00	13.00				(J)	(L)	(L1)		
18x6	310-0186ECC	4100	8.50	3.00	13.00	 T-Y HxHxH	4x4*	313-0044	242	4.27	3.90	6.55	
18x8	310-0188ECC	4300	8.75	4.00	13.00		6x4*	313-0064	418	3.62	4.31	5.93	
18x10	310-1810ECC	4500	9.75	5.00	13.00		6x6*	313-0066	575	5.00	5.00	8.50	
18x12	310-1812ECC	4700	9.75	6.00	13.00		8x4	313-0084	1027	7.38	8.88	11.00	
18x14	310-1814ECC	5100	11.25	7.00	13.00		8x6	313-0086	1383	13.63	10.88	14.00	
18x16	310-1816ECC	5500	11.25	8.00	13.00		8x8	313-0088	1802	14.00	14.00	14.12	
20x4	310-0204ECC	6700	8.50	2.00	13.00		10x4	313-0104	1594	7.63	9.88	11.50	
20x6	310-0206ECC	6800	9.00	3.00	13.00		10x6	313-0106	2017	10.13	11.88	15.00	
20x8	310-0208ECC	7000	9.25	4.00	13.00		10x8	313-0108	2559	12.63	13.50	19.00	
20x10	310-2010ECC	7200	10.25	5.00	13.00		12x4	313-0124	2236	7.63	10.88	11.50	
20x12	310-2012ECC	7400	10.25	6.00	13.00		12x6	313-0126	2747	10.13	12.88	15.00	
20x14	310-2014ECC	7800	11.75	7.00	13.00		12x8	313-0128	3357	12.63	14.50	19.00	
20x16	310-2016ECC	8200	11.75	8.00	13.00		14x4	313-0144	2794	8.38	11.50	13.00	
20x18	310-2018ECC	8700	12.75	9.00	13.00		14x6	313-0146	3370	11.13	13.50	17.00	
24x4	310-0244ECC	10400	8.75	2.00	15.00	14x8	313-0148	4032	13.63	15.13	21.00		
24x6	310-0246ECC	10500	9.25	3.00	15.00	16x4	313-0164	3884	8.25	12.50	12.75		
24x8	310-0248ECC	10700	9.50	4.00	15.00	16x6	313-0166	4580	11.00	14.50	16.75		
24x10	310-2410ECC	10900	10.50	5.00	15.00	16x8	313-0168	5362	13.50	16.13	20.75		
24x12	310-2412ECC	11100	10.50	6.00	15.00	18x4	313-0184	5497	8.62	13.50	13.50		
24x14	310-2414ECC	11500	12.00	7.00	15.00	18x6	313-0186	6364	10.87	15.50	16.50		
24x16	310-2416ECC	11900	11.75	8.00	15.00	18x8	313-0188	7316	13.37	17.25	20.50		
24x18	310-2418ECC	12400	13.00	9.00	15.00	20x4	313-0204	6825	9.87	14.50	16.00		
24x20	310-2420ECC	12800	13.00	10.00	15.00	20x6	313-0206	7808	11.62	16.50	18.00		

\*DENOTES MOLDED FITTING. ALL OTHERS ARE FABRICATED.



# 4" - 24" SOLVENT WELD SCHEDULE 40 DWV FITTINGS

Molded fittings are manufactured to the dimensions of ASTM D2665. Fabricated fittings are manufactured to ASTM F1866 specifications. To be used for non-pressure drainage applications only.

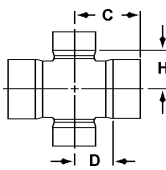
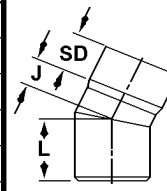
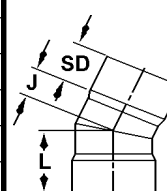
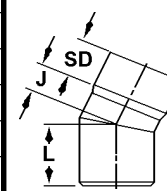
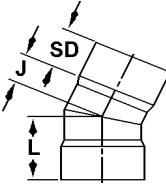
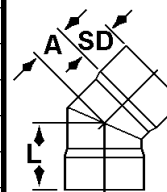
	SIZE	PART #	LB/ 100	(J)	(L)	(L1)		SIZE	PART #	LB/ 100	(L)	(J)	(L1)	
	T-Y HxHxH	20x8	313-0208	8878	14.12	18.25		22.00		18x12	315-1812	10712	23.75	22.25
	24x4	313-0244	10542	10.87	16.50	18.00		18x14	315-1814	11845	25.25	23.75	29.50	
	24x6	313-0246	11834	12.62	18.50	20.00		18x16	315-1816	14048	26.25	24.75	31.50	
	24x8	313-0248	13211	15.12	20.25	24.00		18x18	315-1818	17200	27.00	26.25	34.50	
 FULL & REDUCING T-Y SXHXH				(L)	(J)	(L1)		20x4	315-0204	6949	19.50	18.00	16.00	
	4*	314-0044	240	3.90	5.85	8.10		20x6	315-0206	8070	20.75	19.00	18.00	
								20x8	315-0208	9364	21.75	21.00	22.00	
								20x10	315-2010	10669	24.25	23.00	26.00	
								20x12	315-2012	12448	25.25	24.00	28.00	
								20x14	315-2014	13640	26.75	25.00	30.00	
								20x16	315-2016	15930	27.75	26.50	33.00	
								20x18	315-2018	19655	28.50	30.00	40.00	
								20x20	315-2020	21300	31.25	27.00	41.00	
								24x4	315-0244	10666	22.25	21.00	18.00	
 FULL & REDUCING DOUBLE WYE HxHxHxH				(L)	(J)	(L1)	FULL & REDUCING DOUBLE WYE HxHxHxH	24x6	315-0246	12096	23.50	22.00	20.00	
	6x4*	315-0064	534	7.43	6.68	6.87		24x8	315-0248	13697	24.50	24.00	24.00	
	6x6	315-0066	1192	11.13	10.06	13.50		24x10	315-2410	15157	27.00	26.00	28.00	
	8x4	315-0084	1151	11.38	9.56	10.50		24x12	315-2412	17245	28.00	27.00	30.00	
	8x6	315-0086	1634	12.50	11.94	14.00		24x14	315-2414	18591	29.50	28.00	32.00	
	8x8	315-0088	2288	13.50	12.81	17.00		24x16	315-2416	21112	30.50	29.50	35.00	
	10x4	315-0104	1692	12.88	11.13	11.50		24x18	315-2418	25300	31.25	33.00	42.00	
	10x6	315-0106	2268	14.06	12.88	15.00		24x20	315-2420	30193	34.00	34.00	44.00	
	10x8	315-0108	3045	15.13	14.88	19.00		24x24	315-2424	40537	41.00	38.00	52.00	
	10x10	315-1010	4184	17.63	16.63	22.50					(C)	(H)	(D)	
	12x4	315-0124	2350	14.25	12.12	11.50			6x4	326-0064	607	7.25	5.56	4.25
	12x6	315-0126	2978	15.50	13.88	15.00			6x6	326-0066	760	7.75	6.00	4.75
	12x8	315-0128	3843	16.50	15.88	19.00			8x4	326-0084	950	8.25	6.56	4.25
	12x10	315-1210	4924	19.00	17.00	21.25			8x6	326-0086	1248	9.50	7.06	5.25
	12x12	315-1212	6348	20.00	19.38	26.00			8x8	326-0088	1716	10.75	7.31	6.75
	14x4	315-0144	2918	15.13	13.50	13.00			10x4	326-0104	1478	9.75	7.63	4.75
	14x6	315-0146	3628	16.38	15.50	17.00			10x6	326-0106	1846	11.00	8.13	6.00
	14x8	315-0148	4518	17.38	17.50	21.00			10x8	326-0108	2327	12.25	8.38	7.25
	14x10	315-1410	5610	19.88	18.50	23.00			10x10	326-1010	3049	13.50	9.38	8.50
	14x12	315-1412	6992	20.88	20.50	27.00			12x4	326-0124	2075	10.75	8.63	4.75
14x14	315-1414	7980	22.38	21.50	29.00		12x6	326-0126	2538	12.25	9.13	6.25		
16x4	315-0164	4008	16.50	14.38	12.75		12x8	326-0128	3028	13.25	9.38	7.25		
16x6	315-0166	4838	17.75	16.38	16.75		12x10	326-1210	3745	14.25	10.38	8.25		
16x8	315-0168	5848	18.63	18.38	20.75		12x12	326-1212	4502	15.25	10.38	9.25		
16x10	315-1610	7000	21.25	19.38	22.75		14x4	326-0144	2719	13.00	9.25	6.00		
16x12	315-1612	8502	22.25	21.38	26.75		14x6	326-0146	3117	14.00	9.75	7.00		
16x14	315-1614	9550	23.75	22.50	29.00		14x8	326-0148	3625	15.00	10.00	8.00		
16x16	315-1616	11625	24.75	24.00	32.00		14x10	326-1410	4361	16.00	11.00	9.00		
18x4	315-0184	5621	18.00	15.75	13.50		14x12	326-1412	5117	17.00	11.00	10.00		
18x6	315-0186	6626	19.25	17.25	16.50		14x14	326-1414	5985	18.00	12.50	11.00		
18x8	315-0188	7802	20.25	19.25	20.50		16x4	326-0164	3779	13.88	10.25	5.88		
18x10	315-1810	9049	22.75	20.75	23.50		16x6	326-0166	4237	14.88	10.75	6.88		





# 4" - 24" SOLVENT WELD SCHEDULE 40 DWV FITTINGS

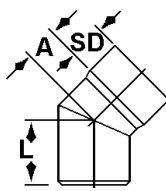
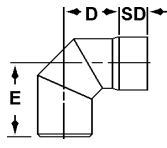
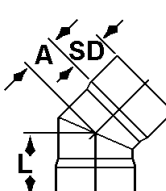
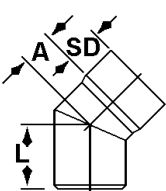
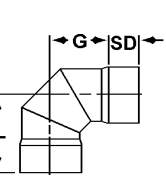
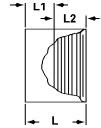
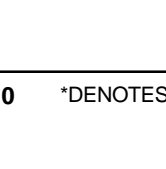
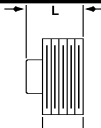
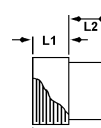
Molded fittings are manufactured to the dimensions of ASTM D2665. Fabricated fittings are manufactured to ASTM F1866 specifications. To be used for non-pressure drainage applications only.

	SIZE	PART #	LB/ 100	(C)	(H)	(D)		SIZE	PART #	LB/ 100	(J)	(SD)	(L)	
		16x8	326-0168	4805	15.88	11.00		7.88	11 1/4 DEGREE EL SxH	4	360-0004			
	16x10	326-1610	5601	16.88	12.00	8.88	6	360-0006						
	16x12	326-1612	6417	17.88	12.00	9.88	8	360-0008						
	16x14	326-1614	7345	18.88	13.50	10.88	10	360-0010						
	16x16	326-1616	8875	20.88	13.75	12.88	12	360-0012						
	18x4	326-0184	4847	14.75	11.25	5.75	14	360-0014						
	18x6	326-0186	5392	15.75	11.75	6.75	16	360-0016						
	18x8	326-0188	6049	16.75	12.00	7.75	18	360-0018						
	18x10	326-1810	6930	17.75	13.00	8.75	20	360-0020						
	18x12	326-1812	7834	18.75	13.00	9.75	24	360-0024						
	18x14	326-1814	8839	19.75	14.50	10.75						(J)	(SD)	(L)
	18x16	326-1816	10204	20.75	14.50	11.75		4*		317-0004	110	1.00	1.75	2.75
	18x18	326-1818	13074	23.00	15.50	14.00		6*		317-0006	286	1.50	3.00	4.50
	20x4	326-0204	6452	17.00	12.25	7.00		8*		317-0008	528	1.50	4.00	5.50
	20x6	326-0206	7055	18.00	12.75	8.00		10		317-0010	1233	3.87	5.00	8.87
	20x8	326-0208	7771	19.00	13.00	9.00		12		317-0012	1800	3.87	6.00	9.87
	20x10	326-2010	8710	20.00	14.00	10.00		14		317-0014	2529	5.88	7.00	12.88
	20x12	326-2012	9672	21.00	14.00	11.00		16		317-0016	3328	4.63	8.00	12.63
	20x14	326-2014	10736	22.00	15.50	12.00		18	317-0018	7388	9.25	9.00	18.25	
	20x16	326-2016	12159	23.00	15.50	13.00		20	317-0020	10092	9.50	10.00	19.50	
	20x18	326-2018	14501	24.00	16.50	14.00		24	317-0024	15596	10.75	12.00	22.75	
FULL & REDUCING CROSS HxHxHxH	20x20	326-2020	16482	24.87	16.50	14.87						(J)	(L)	(SD)
	24x4	326-0244	10014	20.00	14.25	18.00			4*	318-0004	102	1.00	2.25	1.75
	24x6	326-0246	10772	21.00	14.75	8.00			6*	318-0006	273	1.50	4.50	3.00
	24x8	326-0248	11642	22.00	15.00	9.00			8*	318-0008	502	1.50	5.50	4.00
	24x10	326-2410	12736	23.00	16.00	10.00			10	318-0010	1233	3.87	9.37	5.00
	24x12	326-2412	13852	24.00	16.00	11.00			12	318-0012	1800	3.87	10.37	6.00
	24x14	326-2414	15069	24.75	17.50	12.00			14	318-0014	2529	5.88	13.38	7.00
	24x16	326-2416	16647	25.50	17.50	12.75			16	318-0016	3328	4.63	13.25	8.00
	24x18	326-2418	19143	27.00	18.50	13.50	18		318-0018	7340	9.25	19.25	9.00	
	24x20	326-2420	21131	28.00	18.50	15.00	20		318-0020	9040	9.50	20.00	10.00	
	24x24	326-2424	26294	30.00	18.50	16.00	24		318-0024	13900	10.75	23.00	12.00	
									11 1/4 DEGREE EL HxH					
4		359-0004												
6		359-0006												
8		359-0008												
10		359-0010												
12		359-0012												
14		359-0014												
16		359-0016												
18		359-0018												
20		359-0020												
24	359-0024													
							30 DEGREE EL HxH							
	4	361-0004										(A)	(SD)	(L)
	6	361-0006												
	8	361-0008												
	10	361-0010												
	12	361-0012												
	14	361-0014												
	16	361-0016												
	18	361-0018												
	20	361-0020												
24	361-0024													

\*DENOTES MOLDED FITTING. ALL OTHERS ARE FABRICATED.



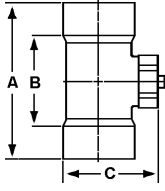
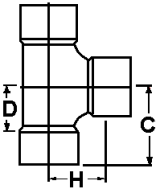
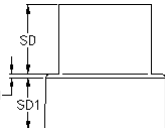
Molded fittings are manufactured to the dimensions of ASTM D2665. Fabricated fittings are manufactured to ASTM F1866 specifications. To be used for non-pressure drainage applications only.

 30 DEGREE EL SxH	SIZE	PART #	LB/ 100	(A)	(L)	(SD)	 90 DEGREE EL SxH	SIZE	PART #	LB/ 100	(D)	(E)	(SD)
		4	362-0004							4*	324-0004	176	3.88
	6	362-0006						6*	324-0006	426	5.03	8.56	3.00
	8	362-0008						8*	324-0008	819	6.00	10.37	4.00
	10	362-0010						10*	324-0010	1300	6.20	11.20	5.00
	12	362-0012						12	324-0012	2830	12.13	18.63	6.00
	14	362-0014						14	324-0014	3720	12.00	19.50	7.00
	16	362-0016						16	324-0016	5400	14.00	22.50	8.00
	18	362-0018						18	324-0018	11900	20.50	30.50	9.00
	20	362-0020						20	324-0020	14600	23.50	34.00	10.00
	24	362-0024						24	324-0024	22400	25.75	38.25	12.00
 45 DEGREE EL HxH				(A)	(SD)	(L)	1-44 DEGREE FABRICATED BENDS HxH and SxH	Give GPK's Customer Service Department a call for the specifications you need for these elbows. Call us TOLL FREE at 1-800-437-4670.					
	4*	321-0004	147	2.19	1.75	3.94		Give size and angle of elbow needed for proper specifications.					
	6*	321-0006	315	2.00	3.00	5.00							
	8*	321-0008	580	2.00	4.00	6.00							
	10*	321-0010	1059	3.00	5.00	8.00							
	12	321-0012	2038	5.38	6.00	11.38							
	14	321-0014	2720	5.75	7.00	12.75							
 45 DEGREE EL SxH				(A)	(L)	(SD)	44-89 DEGREE FABRICATED BENDS HxH and SxH	Give GPK's Customer Service Department a call for the specifications you need for these elbows. Call us TOLL FREE at 1-800-437-4670.					
	4*	322-0004	139	2.19	3.94	1.75		Give size and angle of elbow needed for proper specifications.					
	6*	322-0006	300	2.00	5.06	3.00							
	8	322-0008	879	2.00	8.00	4.00							
	10*	322-0010	1015	3.00	10.62	5.00							
 45 DEGREE EL HxH				(G)	(SD)	(L)	 FIPT x SCH 40 HUB ADAPTER				(L)	(L1)	(L2)
	4*	322-0004	139	2.19	3.94	1.75		4*	327-0004	80	3.62	2.00	1.31
	6*	322-0006	300	2.00	5.06	3.00		6*	327-0006	170	4.90	3.00	1.62
	8	322-0008	879	2.00	8.00	4.00		8*	327-0008	296	5.75	4.00	1.50
	10*	322-0010	1015	3.00	10.62	5.00							
	12	322-0012	2038	5.38	11.88	6.00							
	14	322-0014	2720	5.75	13.25	7.00							
 90 DEGREE EL HxH				(L)	(S)		 RAISED MIPT PLUG				(L)	(S)	
	4*	322-0004	139	2.19	3.94	1.75		4*	328-0004	40	1.93	.93	
	6*	322-0006	300	2.00	5.06	3.00		6*	328-0006	78	2.00	1.00	
	8	322-0008	879	2.00	8.00	4.00		8*	328-0008	144	2.12	1.12	
	10*	322-0010	1015	3.00	10.62	5.00							
	12	322-0012	2038	5.38	11.88	6.00							
	14	322-0014	2720	5.75	13.25	7.00							
	16	322-0016	3990	6.25	14.75	8.00							
	18	322-0018	7900	10.50	20.50	9.00							
	20	322-0020	9800	11.75	22.25	10.00							
 90 DEGREE EL HxH				(L)	(L1)	(L2)	 FIPT X SCH 40 SPIGOT ADAPTER				(L)	(L1)	(L2)
	4*	323-0004	180	3.88	1.75	5.63		4*	329-0004	95	4.68	1.31	3.12
	6*	323-0006	429	5.03	3.00	8.06		6	329-0006	350	9.50	1.62	6.00
	8*	323-0008	824	6.00	4.00	10.00		8	329-0008	520	9.75	1.50	6.50
	10*	323-0010	1344	6.20	5.00	11.20							
	12	323-0012	2830	12.13	6.00	18.13							
	14	323-0014	3720	12.00	7.00	19.00							
	16	323-0016	5400	14.00	8.00	22.00							
	18	323-0018	11900	20.50	9.00	29.50							
	20	323-0020	14800	23.50	10.00	33.50							
24	323-0024	22700	25.75	12.00	37.75								





Molded fittings are manufactured to the dimensions of ASTM D2665. Fabricated fittings are manufactured to ASTM F1866 specifications. To be used for non-pressure drainage applications only.

 TESTTEE HxHxFIPT WITHPLUG	SIZE	PART #	LB/ 100	(A)	(B)	(C)	SIZE	PART #	LB/ 100			
	4x4	393-0044	317	8.50	5.00	8.25						
6x4	393-0064	415	11.00	4.80	9.60							
6x6	393-0066	545	13.00	6.80	10.40							
8x4	393-0084	685	13.12	4.90	11.75							
8x6	393-0086	840	15.12	6.95	12.45							
8x8	393-0088	1080	17.00	8.90	13.25							
10x4	393-0104	1499	19.50	9.50	13.50							
10x6	393-0106	1666	22.00	12.00	13.50							
10x8	393-0108	2000	24.50	14.50	15.00							
12x4	393-0124	2099	21.50	9.50	15.50							
12x6	393-0126	2361	24.50	12.50	15.50							
12x8	393-0128	2700	26.50	14.50	17.00							
14x4	393-0144	2734	26.00	12.00	16.75							
14x6	393-0146	2929	28.00	14.00	16.75							
14x8	393-0148	3300	30.00	16.00	18.25							
16x4	393-0164	3794	27.75	11.75	19.00							
16x6	393-0166	4049	29.75	13.75	19.00							
16x8	393-0168	4400	31.75	15.75	20.50							
 TWO WAY CLEANOUT				(C)	(H)	(D)						
	4x4*	793-0444	170	5.71	3.96	3.96						
	6x6*	793-0666	565	8.40	5.40	5.40						
 STANDARD DOWNSPOUT (CENTERED)				(SD)	(SD1)	(N)						
	2x3x4*	391-0234										
	3x4x4*	391-0344										
	4x6x6*	391-0466										

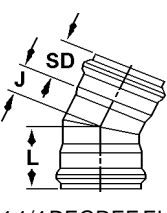
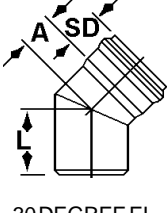
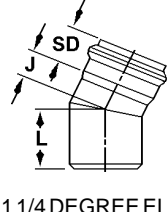

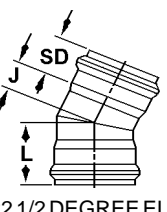
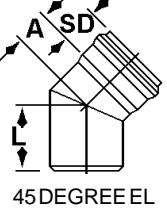
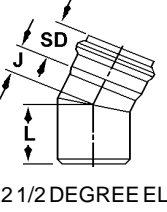
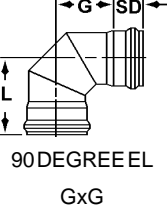
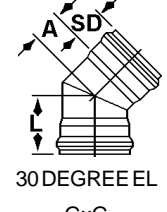
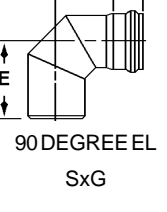






# 4" - 12" GASKETED SCHEDULE 40 DWV FITTINGS

Fittings are manufactured to ASTM F1866 specifications. To be used for non-pressure drainage applications only.

 1 1/4 DEGREE EL GxG	SIZE	PART #	LB/100	(J)	(L)	(SD)	 30 DEGREE EL SxG	SIZE	PART #	LB/100	(A)	(L)	(SD)
	4	G359-0004	308					4	G362-0004	285			
	6	G359-0006	622					6	G362-0006	550			
	8	G359-0008	1050					8	G362-0008	950			
	10	G359-0010	1525					10	G362-0010	1400			
	12	G359-0012	2154					12	G362-0012	2000			
 1 1/4 DEGREE EL SxG				(J)	(L)	(SD)	 45 DEGREE EL GxG				(A)	(L)	(SD)
	4	G360-0004	275					4	G321-0004	437	5.25	9.80	4.50
	6	G360-0006	531					6	G321-0006	814	5.25	10.25	5.00
	8	G360-0008	930					8	G321-0008	1408	6.00	11.75	5.75
	10	G360-0010	1373					10	G321-0010	2120	7.00	13.00	6.00
	12	G360-0012	1976					12	G321-0012	2337	4.62	10.87	6.25
 2 1/2 DEGREE EL GxG				(J)	(L)	(SD)	 45 DEGREE EL SxG				(A)	(L)	(SD)
	4	G317-0004	400	4.00	8.50	4.50		4	G322-0004	396	5.25	8.00	4.50
	6	G317-0006	750	4.12	9.12	5.00		6	G322-0006	788	5.25	9.50	5.00
	8	G317-0008	983	3.37	9.12	5.75		8	G322-0008	1290	6.00	11.75	5.75
	10	G317-0010	1449	2.87	8.87	6.00		10	G322-0010	2040	7.00	14.00	6.00
	12	G317-0012	2023	3.37	9.62	6.25		12	G322-0012	2148	4.62	11.87	6.25
 2 1/2 DEGREE EL SxG				(J)	(L)	(SD)	 90 DEGREE EL GxG				(G)	(L)	(SD)
	4	G318-0004	359	4.00	6.75	4.50		4	G323-0004	470	7.00	11.50	4.50
	6	G318-0006	700	4.12	10.00	5.00		6	G323-0006	928	8.25	13.25	5.00
	8	G318-0008	967	3.37	10.12	5.75		8	G323-0008	1892	10.62	16.37	5.75
	10	G318-0010	1373	2.87	9.87	6.00		10	G323-0010	2400	10.20	16.20	6.00
	12	G318-0012	1934	3.37	10.62	6.25		12	G323-0012	3095	11.50	17.75	6.25
 30 DEGREE EL GxG				(A)	(L)	(SD)	 90 DEGREE EL SxG				(D)	(E)	(SD)
	4	G361-0004	325					4	G324-0004	429	7.00	9.62	4.50
	6	G361-0006	635					6	G324-0006	886	8.25	12.50	5.00
	8	G361-0008	1075					8	G324-0008	1774	10.62	16.37	5.75
	10	G361-0010	1550					10	G324-0010	2340	10.20	17.20	6.00
	12	G361-0012	2175					12	G324-0012	3006	11.50	18.75	6.25

\*DENOTES MOLDED FITTING. ALL OTHERS ARE FABRICATED.



Fittings are manufactured to ASTM F1866 specifications. To be used for non-pressure drainage applications only.

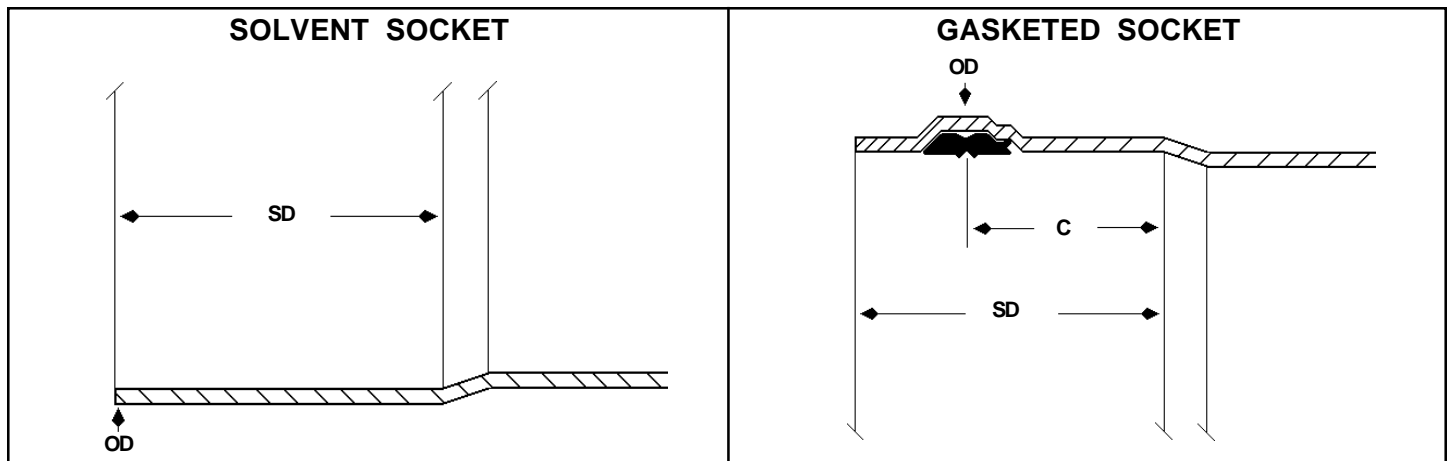
	SIZE	PART #	LB/ 100					SIZE	PART #	LB/ 100	(J)	(L)	(L1)
	1-44 DEGREE FABRICATED BENDS GxG and SxG  Give GPK's Customer Service Department a call for the specifications you need for these elbows. Call us TOLL FREE at 1-800-437-4670  Give size and angle of elbow needed for proper specifications.								COMBO WYE GXGXG  				
44-89 DEGREE FABRICATED BENDS GxG and SxG  Give GPK's Customer Service Department a call for the specifications you need for these elbows. Call us TOLL FREE at 1-800-437-4670.  Give size and angle of elbow needed for proper specifications.							DEEPSOCKET 22 1/2 EL GxDSG  				(A)	(J)	(SD)
 IPS Gx SEWER SPIGOT ADAPTER				(L)	(S)	(SD)							
	4	G330-0004	134	1.00	4.25	4.50							
	6	G330-0006	332	1.00	5.00	5.00							
	8	G330-0008	667	1.50	4.50	5.75							
	10	G330-0010	1054	1.75	5.25	6.00							
	12	G330-0012	1623	2.00	6.25	6.25							
 SEWER GxIPS SPIGOT ADAPTER				(L)	(S)	(SD)					(A)	(J)	(SD)
	4	G331-0004	173	.87	5.00	2.75							
	6	G331-0006	378	1.00	6.25	3.75							
	8	G331-0008	644	1.62	6.25	4.37							
	10	G331-0010	1310	1.75	8.00	5.00							
	12	G331-0012	1375	2.00	9.00	5.00							
 DEEPSOCKET SETTLER COUPLING GxDSG				(L)	(SD1)	(SD)							
	4	G332-0004	159	2.25	2.75	4.50							
	6	G332-0006	439	2.25	3.75	5.00							
	8	G332-0008	822	3.12	4.37	5.75							
	10	G332-0010	1264	3.50	5.00	6.00							
	12	G332-0012	1833	4.00	5.00	6.25							
 IPS Gx SEWER G ADAPTER											(L)	(S)	(SD)
	4	G325-0DS4	276	.75	5.00	8.25							
	6	G325-0DS6	547	1.25	6.00	8.75							
 DEEPSOCKET SETTLER COUPLING SPxDSG													





# SCHEDULE 40 DIMENSIONS

SIZE	SCH. 40 SOLVENT WELD		SCH. 40 GASKETED			SCH. 40 PIPE
	SD	OD	SD	OD	C	OD
4" Fabricated	2.00	5.00	4.50	5.60	2.80	4.500
4" Molded	1.75					
6" Fabricated	3.00	7.20	5.00	8.15	3.40	6.625
6" Molded	3.00					
8" Fabricated	4.00	9.35	5.75	10.20	4.40	8.625
8" Molded	4.00					
10" Fabricated	5.00	11.55	6.00	12.45	4.60	10.750
12" Fabricated	6.00	13.60	6.25	14.50	5.00	12.750
14" Fabricated	7.00	14.90				14.000
16" Fabricated	8.00	17.15				16.000
18" Fabricated	9.00	19.15				18.000
20" Fabricated	10.00	21.25				20.000
24" Fabricated	12.00	25.50				24.000





# IPS WALL THICKNESSES

SIZE				CLASS	CLASS	CLASS	CLASS	CLASS	CLASS	CLASS
	SCH	SCH	SCH	63	100	125	160	200	250	315
	40	80	120	SDR	SDR	SDR	SDR	SDR	SDR	SDR
				64	41	32.5	26	21	17	13.5
4"	.237	.337	.437	.070	.110	.138	.173	.214	.265	.333
6"	.280	.432	.562	.104	.162	.204	.255	.316	.390	.491
8"	.322	.500	.718	.135	.210	.265	.332	.410	.508	
10"	.365	.593	.843	.168	.262	.331	.413	.511	.632	
12"	.406	.687	1.00	.199	.311	.392	.490	.606	.750	
14"	.437	.750			.341	.430	.538	.666	.823	
16"	.500	.843			.390	.492	.615	.762	.941	
18"	.562	.937			.439	.554	.692	.857	1.059	
20"	.593	1.031			.488	.615	.769	.952	1.176	
24"	.687	1.218			.585	.738	.923	1.143	1.412	



***IF YOU NEED IT,  
WE HAVE IT --  
OR WE'LL MAKE IT FOR  
YOU!***

***We are in business to take  
care of you,  
OUR CUSTOMERS!***

***PHONE: 1-800-437-4670  
FAX: 1-800-822-6989***