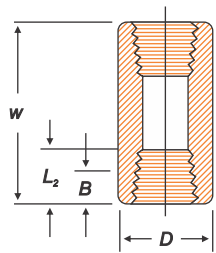
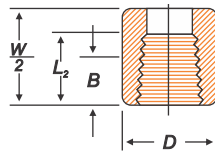


DIMENSIONS OF PLUGS & BUSHINGS [ANSI B 16.11]

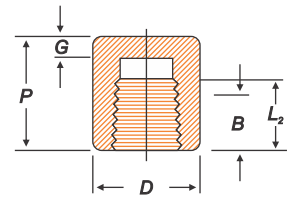
Nominal Pipe Size		A	B	C	E	D	F	G	H
		Min. Length	Square Head Plugs		Round Head Plugs		Hex Plugs and Bushings		
			Min. Square Height	Min. Width Flats,	Nominal Head Diameter	Min. Length	Nominal Width Flats	Min. Hex Height	
(mm)	(Inch)	A	B	C	E	D	F	Bushing G	Plug H
6	1/8	10	6	7	10	35	11	...	6
8	1/4	11	6	10	14	41	16	3	6
10	3/8	13	8	11	18	41	18	4	8
15	1/2	14	10	14	21	44	22	5	8
20	3/4	16	11	16	27	44	27	6	10
25	1	19	13	21	33	51	36	6	10
32	1. 1/4	21	14	24	43	51	46	7	14
40	1. 1/2	21	16	28	48	51	50	8	16
50	2	22	18	32	60	64	65	9	18
65	2. 1/2	27	19	36	73	70	75	10	19
80	3	28	21	41	89	70	90	10	21
100	4	32	25	65	114	76	115	13	25



COUPLING



HALF COUPLING



CAP

DIMENSIONS OF THREAD FITTINGS [ANSI B 16.11]

Nominal Pipe Size		W	P		D		G		B	
		End to End Couplings W	End to End Caps P		Outside Diameter D		Min. End Wall Thickness G		Min. Length of thread	
			3000 & 6000	3000	6000	3000	6000	3000	6000	B
(mm)	(Inch)									
6	1/8	32	19	...	16	22	4.8	...	6.4	6.7
8	1/4	35	25	27	19	25	4.8	6.4	8.1	10.2
10	3/8	38	25	27	22	32	4.8	6.4	9.1	10.4
15	1/2	48	32	33	28	38	6.4	7.9	10.9	13.6
20	3/4	51	37	38	35	44	6.4	7.9	12.7	13.9
25	1	60	41	43	44	57	9.7	11.2	14.7	17.3
32	1. 1/4	67	44	46	57	64	9.7	11.2	17.0	18.0
40	1. 1/2	79	44	48	64	76	11.2	12.7	17.8	18.4
50	2	86	48	51	76	92	12.7	15.7	19.0	19.2
65	2. 1/2	92	60	64	92	108	15.7	19.0	23.6	28.9
80	3	108	65	68	108	127	19.0	22.4	25.9	30.5
100	4	121	68	75	140	159	22.4	28.4	27.7	33.0