

WatcoFlex®

SPECIFICATIONS

WatcoFlex® Features and Benefits:

- Eliminates four Schedule 40 solvent-weld field joints, resulting in significant installed-cost savings.
- Designed with a direct drain layout, which can be easier and faster to install.
- All joints are factory sealed and tested; no solvent weld.
- Eliminates the scrap that results from cutting and fitting and the need to provide extra pipe or sanitary tee.

Innovator® Features and Benefits:

- No screws to handle, install, or lose.
- No damage from errant screwdrivers.
- No need to caulk overflow gasket, which is flexible to compensate for the slope and curvature of different tubs.
- No callbacks; eliminates alignment problems and leaks.

Approvals:

- Non-corrugated, flexible-tubing.
- IAPMO (UPC) approved.
- Complies with ASME A112.18.2-2005 and CSA B125.2-05.

Patents (Innovator®):

- U.S. Pat. No. 4720877
- Canadian Patents 1246302 and 1253654

Patents (WatcoFlex®):

- Patent Pending

Thread Size:

- 1½" – 11½" NPSM (Coarse Thread)
- 1.865" Major Diameter (outside thread diameter)
- 11.5 threads per inch

Piping:

- PVC
- ABS



Includes built-in test membrane.



Easily remove membrane after test.



Snap-on overflow plate. No screws.

NOTE:

CONTACT WATCO WITH NAME OF MANUFACTURER AND TUB MODEL NUMBER SO CORRECT LENGTH OF FLEX TUBING CAN BE OBTAINED.



ADA

PRESFLO® (PF) and Foot Actuated (FA) only

See price list for complete item number and available options.

When ordering, please specify complete catalog number and option codes.

WATCO



For more information, contact:

WATCO Manufacturing Company

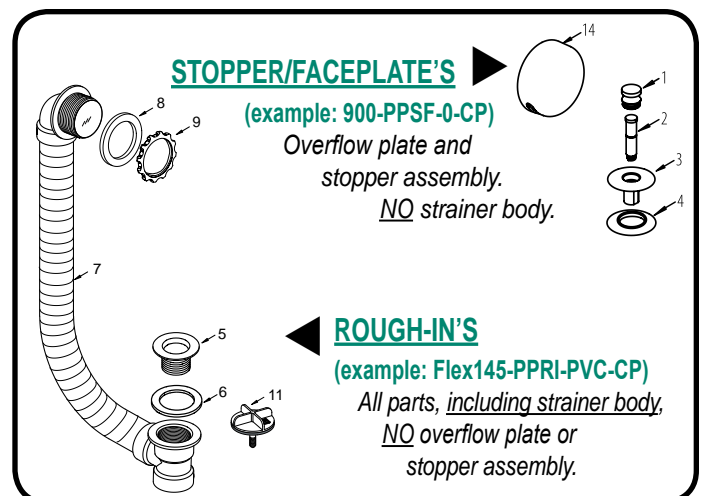
1220 South Powell Road
Independence, MO 64057-2724

Ph. 816-796-3900 • 800-821-8576

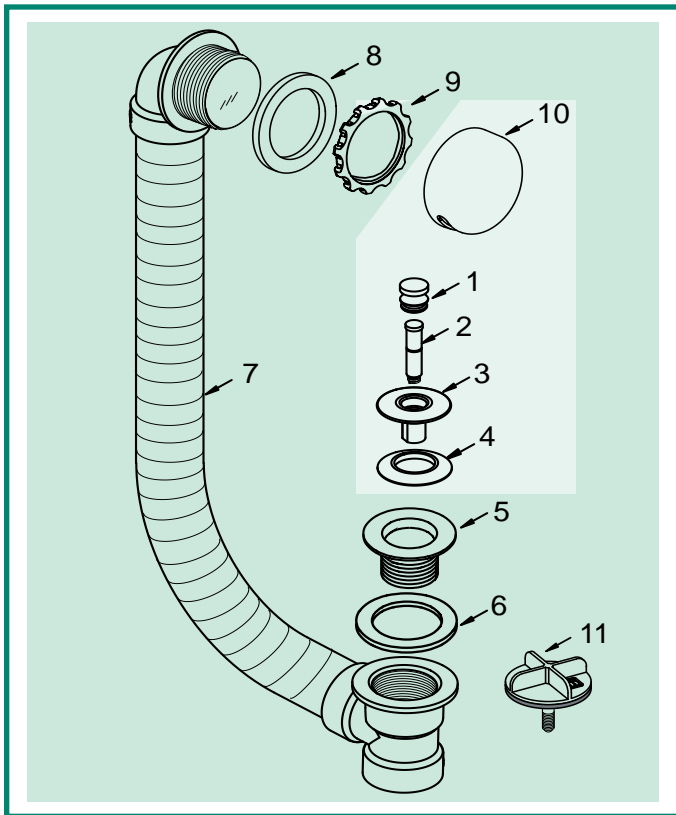
Fax 816-796-0875 • 800-399-2826

www.watcomfg.com

ROUGH-IN (RI's) and STOPPER/FACEPLATE (SF's)



WatcoFlex® Series

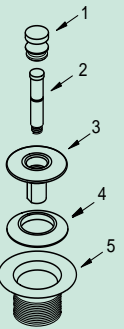
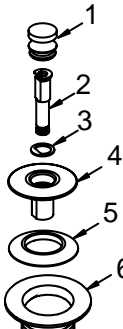
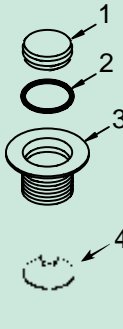
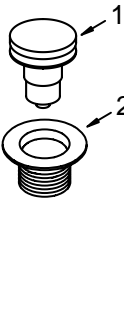


Item	Part #	Description
1.	01010CPKnob, Brass
2.	11510Friction Ring and Post (11505 & 11532)
3.	01013CPStopper, Brass
4.	11507Seal, 1 ¹ / ₁₆ " dia.
5.	01016CPStrainer Body, 1.865" - 11.5
6.	10696Drain Ell Washer, 1.5" gray
7.	Flexible PVC Tubing Factory-Assembled with:	
	11027Direct Drain Tee, Schedule 40 ABS
	11020Innovator® Overflow Ell, Sch. 40 ABS
	11123Innovator® Membrane, ABS/PVC blend
	OR	
	14027Direct Drain Tee, Schedule 40 PVC
	14020Innovator® Overflow Ell, Sch. 40 PVC
	11123Innovator® Membrane, ABS/PVC blend
8.	10675Overflow Ell Washer, Foam
9.	11121Retainer Nut for Innovator®
10.	01004CPOverflow Plate for Innovator®
11.	11575Test Plug with "O"-Ring-type Gasket

FLEX145-PPRI: Parts #5 thru #9, and #11

900-PPSF: Parts #1 thru #4, and #10

OPTIONAL TUB CLOSURES FOR FLEX BATH WASTES (PUSH PULL® ALSO SHOWN ABOVE)

 PUSH PULL® Coarse Thread	 LIFT & TURN Coarse Thread	 PRESFLO® Coarse Thread	 FOOT ACTUATED Coarse Thread
<ol style="list-style-type: none"> 01010CP 01010__* 11510 01013CP 01013__* 11507 01016CP 01016__* 	<ol style="list-style-type: none"> 01010CP 01010__* 11079 11088 11290CP 01013__* 11507 11492CP 01016__* 	<ol style="list-style-type: none"> 11145CP 11145__* 11132 11060CP 11060__* 96039: Suction Cup for removing stopper 	<ol style="list-style-type: none"> 38412CP 38412__* 11492CP 01016__*

**If finish other than Chrome is desired, please use this part number and indicate desired finish.*

WHEN ORDERING, PLEASE PROVIDE THE TUB MANUFACTURER AND MODEL NUMBER.

NOTE: The length portion of the product number will be determined by the tub's dimensions.

Examples:

FLEX145 will have 14.5" of flexible tubing;

FLEX170 will have 17.0" of flexible tubing.

Finishes Available in the WatcoFlex Series:

Tub Closures:	PUSH PULL®	LIFT & TURN	PRESFLO®	FOOT ACT.
CP - Chrome Plated	●	●	●	●
AB - Antique Brass				
AP - Aged Pewter	●	●	●	
BB - Brushed Bronze	●	●	●	
BN - Brushed Nickel	●	●	●	●
BO - Bone	●	●		
BS - Biscuit	●	●		
BZ - Oil-Rubbed Bronze	●	●	●	●
CB - Chrome Brushed	●	●	●	
NP - Nickel Polished	●	●	●	●
PB - Polished Brass	●	●	●	●
PN - Pearl Nickel	●	●	●	
WH - White	●	●		
WI - Wrought Iron	●	●	●	