

### Features

- Two cross handles allow for both volume and temperature control.
- Includes pop-up drain with 1-1/4" tailpiece.
- 1.2 gpm (4.5 lpm) maximum flow rate at 60 psi (4.14 bar).
- 5-3/8" (137 mm) spout reach.
- KOHLER ceramic disc valves exceed industry longevity standards for a lifetime of durable performance.
- Handles pre-assembled on KOHLER Ultraglide™ Ceramic Disc Valves to simplify installation.
- Coordinates with Margaux faucets, accessories, and showering components to complete your bathroom.

### Material

- Premium metal construction for durability and reliability.
- KOHLER finishes resist corrosion and tarnishing.

### Installation

- For 8" - 16" (203 - 406 mm) centers.
- Widespread.

### Recommended Products/Accessories

K-23726 Drain treatment  
K-23723 Faucet cleaner



ADA

### Codes/Standards






ASME A112.18.1/CSA B125.1  
NSF/ANSI 61  
NSF/ANSI 372  
All applicable US Federal and State material regulations  
DOE - Energy Policy Act 1992  
EPA WaterSense®  
California Energy Commission (CEC)  
ADA  
ICC/ANSI A117.1

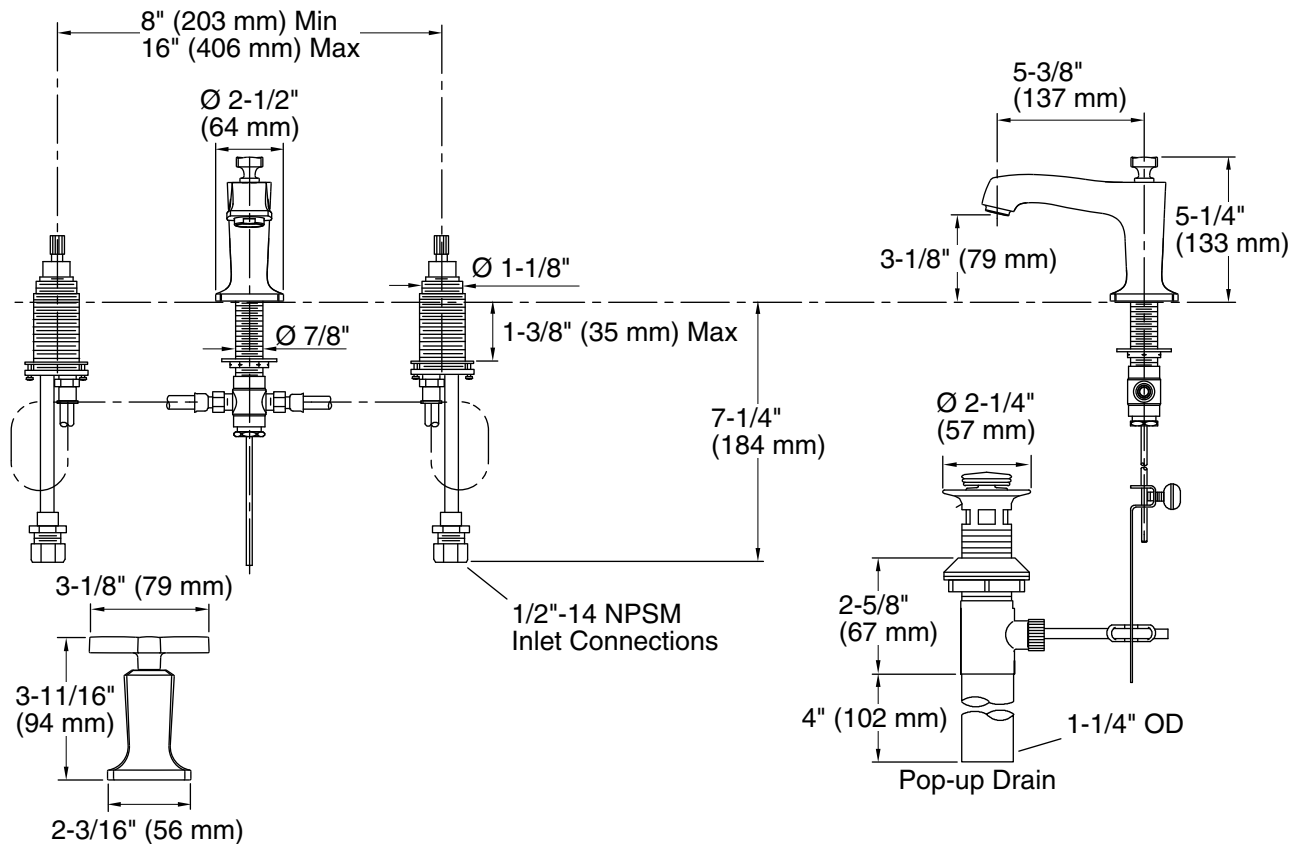
### KOHLER® Faucet Lifetime Limited Warranty

See website for detailed warranty information.

### Available Colors/Finishes

*Color tiles intended for reference only.*

Color	Code	Description
	CP	Polished Chrome
	SN	Vibrant® Polished Nickel
	AF	Vibrant® French Gold
	BN	Vibrant® Brushed Nickel
	BV	Vibrant® Brushed Bronze



## Technical Information

All product dimensions are nominal.

### Faucet:

Flow rate: 1.2 gal/min (4.5 l/min)

Pressure: 60 psi (4.1 bar)

Drain included: Yes

### Spout:

Spout reach: 5-3/8" (137 mm)

## Notes

Install this product according to the installation guide.

ADA compliant when installed to the specific requirements of these regulations.