

# 590T Series – Electronic Faucet

## With Surface Mount Control Box and Single Inlet Supply

**TECK®**  
COMMERCIAL



### Specification: (example)

- Supplied as complete product
  - **H<sub>2</sub>Optics®** technology – no external adjustments required
  - Chrome plated one piece **CAST** Hi-Rise spout with integral sensor
  - **Battery** (4 "C" cell) or **Hardwire** (24 VAC) infrared electronic handwash system
  - Adjustable sensing range and timeout
  - Forged brass solenoid valve
  - Surface mount housing
  - Mixing valve required (order separately)
  - Serviceable filter screen upstream of the valve
- and... with... (specify battery or hardwire)  
with... (add spout variation required)  
with... (add outlet required)  
with... (transformer required for hardwire models – specify separately  
– See Back Page)

### 590T Series



### Engineer/Architect Approval

Model Specified:

Approval:

Date:

DESCRIPTION	PRODUCT NO.			
<b>Hardwire</b>	<b>590T0</b>			<b>0</b>
<b>Battery Operated</b>	<b>590T1</b>			<b>0</b>
<b>Hardwire with Battery Backup</b>	<b>590T0</b>			<b>0</b>

-BB



SPOUT & SENSOR		OUTLET		CONTROL BOX	
<b>0</b>	<input type="checkbox"/>	<b>0</b>	<input type="checkbox"/>	<b>0</b>	<input checked="" type="checkbox"/>
Single Hole	<input type="checkbox"/>		<input type="checkbox"/>	Surface Mount Housing* SEE Specification Drawing #13	<input checked="" type="checkbox"/>
<b>1</b>	<input type="checkbox"/>	<b>1</b>	<input type="checkbox"/>	<b>1</b>	<input type="checkbox"/>
Deckmount Hi-Rise Spout with Integral Sensor	<input type="checkbox"/>	<b>2</b>	<input type="checkbox"/>	<b>2</b>	<input type="checkbox"/>
<b>2</b>	<input type="checkbox"/>	Vandal Resistant 1.5 gpm (5.7 L/min.) Laminar w/Agion® Antimicrobial	<input type="checkbox"/>	<b>3</b>	<input type="checkbox"/>
Deckmount Hi-Rise Spout with Integral Sensor and 4" <b>Forged</b> Coverplate	<input type="checkbox"/>	<b>3</b>	<input type="checkbox"/>	<b>4</b>	<input type="checkbox"/>
<b>3</b>	<input type="checkbox"/>	Vandal Resistant 1.5 gpm (5.7 L/min.) Flow Control Aerator	<input type="checkbox"/>	<b>5</b>	<input type="checkbox"/>
<b>4</b>	<input type="checkbox"/>	<b>4</b>	<input type="checkbox"/>	<b>6</b>	<input type="checkbox"/>
<b>5</b>	<input type="checkbox"/>	Vandal Resistant 0.5 gpm (1.9 L/min.) Laminar Outlet	<input type="checkbox"/>	<b>7</b>	<input type="checkbox"/>
<b>6</b>	<input type="checkbox"/>	<b>6</b>	<input type="checkbox"/>	<b>8</b>	<input type="checkbox"/>
<b>7</b>	<input type="checkbox"/>	Vandal Resistant 1.0 gpm (3.8 L/min.) Laminar Outlet	<input type="checkbox"/>	<b>9</b>	<input type="checkbox"/>
<b>8</b>	<input type="checkbox"/>	<b>7</b>	<input type="checkbox"/>		
Deckmount Hi-Rise Spout with Integral Sensor and 8" <b>Forged</b> Coverplate	<input type="checkbox"/>	<b>8</b>	<input type="checkbox"/>		
<b>9</b>	<input type="checkbox"/>	<b>9</b>	<input type="checkbox"/>		
		Vandal Resistant 0.35 gpm (1.32 L/min.) Non-Aerating Spray Outlet	<input type="checkbox"/>		



\*Mixing valve (order separately).  
Refer to [www.specselect.com](http://www.specselect.com) for individual models.

Note: Use this page front and back, with specification drawing page referenced above, as product submittal sheets.

Delta reserves the right (1) to make changes in specifications and materials, and (2) to change or discontinue models, both without notice or obligation.  
Dimensions are for reference only. See current full-line price book or [www.specselect.com](http://www.specselect.com) for finish options and product availability.

DSP-590TCB0 Rev. A

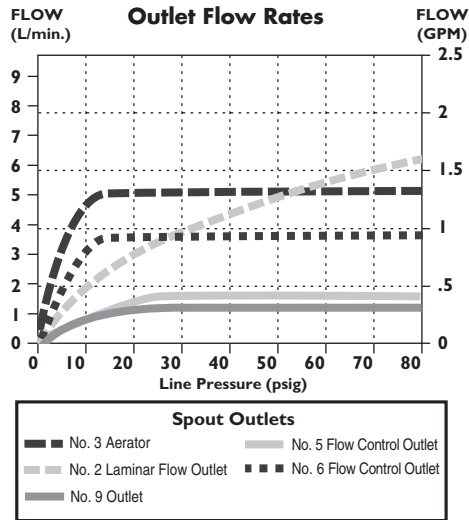
## Approvals:

- CSA certified
- Complies to ASME A112.18.1/CSA B125.1
-  Indicates compliance to ICC/ANSI A117.1
-  Outlet options 2, 3 and 6 are EPA WaterSense listed
- Verified compliant with 0.25% weighted average Pb content regulations

(Contact Delta Representative for State and/or Local Approvals.)

Patented

## FLOW RATE vs PRESSURE



## OPERATION:

- Hands free (touchless) operation.
- Water flows when sensor is activated.
- Water flow stops upon de-activation of sensor.
- Adjustable auto shut-off feature. Factory set to 45 seconds. Will reset once obstruction is removed.
- Adjustable sensing distance 76 to 381 mm (3" to 15") factory set to 229 mm (9") (± 3.0")
- Low battery audible beep (for battery models only) will activate after faucet shuts off when approximately 1500 cycles remain.
- Metering mode with selectable flow times of 7 seconds to 4 minutes, factory set off.
- Periodic Rinse feature, time adjustable in 6 hour increments up to 2 days. Selectable rinsing lengths from 10 to 180 seconds. Factory set off.

**NOTE 1:** For optimum performance of this product, we recommend a system pressure between 20 and 80 PSI static. This product will operate up to a maximum of 125 PSI static per ANSI and CSA requirements. However, we do not recommend pressures above 80 PSI. Thermal expansion or leaking pressure reducing valves may require use of expansion tanks or relief valves to ensure your system never exceeds its maximum intended pressure setting.

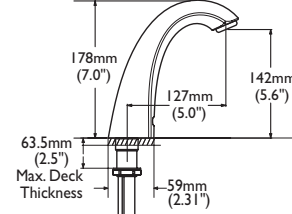
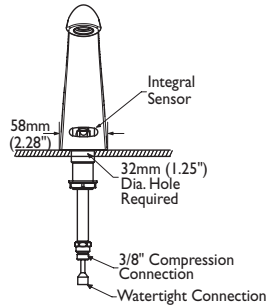
**NOTE 2:** Designed for routine 171°F (77°C) disinfection cycles up to 30 minutes.

Note: Measurements may vary ± 6mm (0.25")

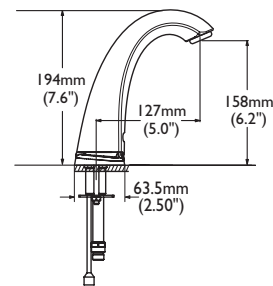
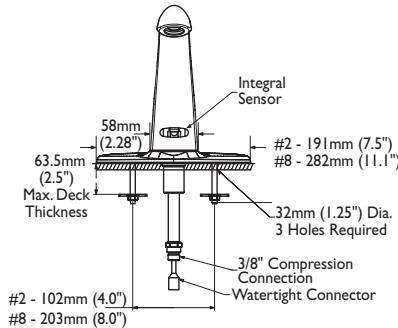
Refer to [www.specselect.com](http://www.specselect.com) for individual models.

Product supplied as shown by solid lines. All items shown by dotted lines supplied by others.

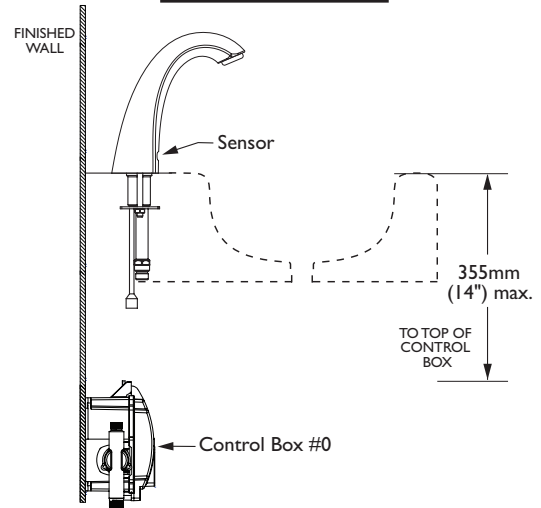
### SPOUT #1



### SPOUT #2 & #8



### TYPICAL INSTALLATION



### Available Option for Field Conversion

- ☐ **060651A**  
3 Position Switch  
See DSP-ELACC for detailed specification.

### HARDWIRE WITH BATTERY BACKUP

- ☐ Add suffix "-BB" to Product Number. See DSP-BB for detailed specification.

### OPTIONAL ACCESSORIES:

✓	TRANSFORMERS:		
	060704A	110 to 24VAC Class II 20VA	(Up to 5 Electronic Valves)
	060771A	110 to 24VAC Class II 40VA	(Up to 10 Electronic Valves)
	060772A	110 to 24VAC Class II 100VA	(Up to 25 Electronic Valves)
✓	CORDS:		
	061256A	36" Cable Extension	

## SURFACE MOUNT CONTROL BOX #0

### 590T SERIES

✓	PRODUCT NO.				VALVE TYPE	COVER
	590T	0		0	Deckmount Handwash Hardwire	Surface Mounted, Vandal Proof Control Housing
	590T	1		0	Deckmount Handwash Battery	Surface Mounted, Vandal Proof Control Housing

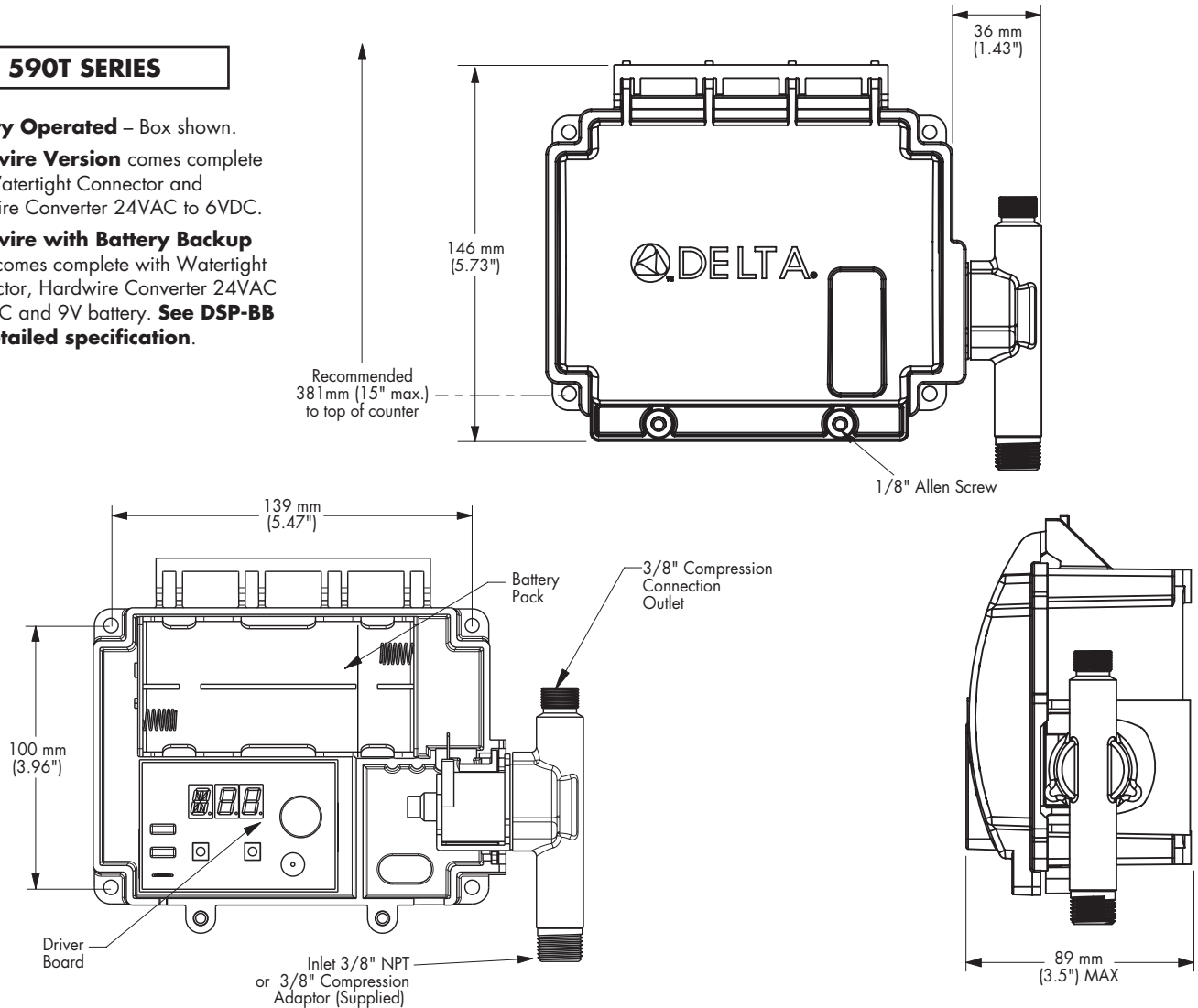
### VANDAL PROOF SURFACE MOUNT CONTROL HOUSING

#### 590T SERIES

**Battery Operated** – Box shown.

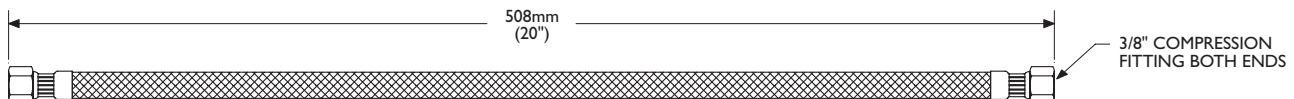
**Hardwire Version** comes complete with Watertight Connector and Hardwire Converter 24VAC to 6VDC.

**Hardwire with Battery Backup (-BB)** comes complete with Watertight Connector, Hardwire Converter 24VAC to 6VDC and 9V battery. **See DSP-BB for detailed specification.**



### BRAIDED HOSE

Note: Hose connections supplied between Solenoid Valve and Spout



Note: Measurements may vary  $\pm 6$  mm (0.25")