



TRANE® Supply

Wholesale Compressors 2017



SF
Start to Finish.™

Copeland®
brand products

Hudson
16520 Scheer Blvd.
Hudson, FL 34667
Tel: (727) 245-1320
Fax: (727) 245-1321

Clearwater
11577 U.S. Highway 19N
Clearwater, FL 33764
Tel: (727) 572-8255
Fax: (727) 573-1604

Tampa
4720 E. Adamo Drive
Tampa, FL 33605
Tel: (813) 877-8253
Fax: (813) 876-4778

Sarasota
2224 72nd Terrace East
Sarasota, FL 34243
Tel: (941) 360-0010
Fax: (941) 358-0032

Fort Myers
6461 Topaz Court
Fort Myers, FL 33966
Tel: (239) 275-9577
Fax: (239) 278-5502

Naples
544 Commercial Blvd.
Naples, FL 34104
Tel: (239) 384-5400
Fax: (239) 384-5401



TRANE[®]

R-22 Commercial Scroll Compressor Replacements

3 solutions - just one place to call for all your OEM replacement options!

OEM

vs.

Direct-Fit Wholesale

vs.

Aftermarket Wholesale



TRANE[®]



- Direct fit
- Highest quality and performance
- 3-year warranty

Best



SF Start to Finish.™



- Direct fit
- Good performance
 - * 3% lower capacity
 - * 3% higher power consumption
 - * 6% lower efficiency
- 1-year warranty

Better




- Various performance differences
- Piping differences and modification work needed
- Reputable brands
- 1-year warranty

Good

Voltage	Tons	Trane OEM	Baseplate Footprint	Suction Diameter	Discharge Diameter	SF Wholesale Replacement	Danfoss Wholesale	Copeland Wholesale
208-230v 3-Phase R-22	7	COM08288	8.5" x 8.5"	1-1/8"	5/8"	SFCOM084-23020C	COM10205	COM11303
	8	COM08305	8.5" x 8.5"	1-3/8"	7/8"	SFCOM096-23020C	COM11158	COM11176
	9	COM08290	8.5" x 8.5"	1-3/8"	7/8"	SFCOM108-23020C	COM11159	COM08725
	9	COM06425	8.5" x 12"	1-3/8"	7/8"	SFCOM110-23020A	COM08952	COM08725
	10	COM08292	8.5" x 8.5"	1-3/8"	7/8"	SFCOM120-23020C	COM11160	COM08727
	10	COM06429	8.5" x 12"	1-3/8"	7/8"	SFCOM125-23020A	COM08954	COM08727
	14	COM06433	11" x 12"	1-5/8"	1-1/8"	SFCOM168-2302AA	COM08956	COM11451
15	COM06437	11" x 12"	1-5/8"	1-1/8"	SFCOM180-2302AA	COM08958	COM11451	

460v 3-Phase R-22	7	COM08289	8.5" x 8.5"	1-1/8"	5/8"	SFCOM084-46020C	COM09276	COM10923
	8	COM08307	8.5" x 8.5"	1-3/8"	7/8"	SFCOM096-46020C	COM11162	COM11182
	9	COM08291	8.5" x 8.5"	1-3/8"	7/8"	SFCOM108-46020C	COM11163	COM11317
	9	COM06426	8.5" x 12"	1-3/8"	7/8"	SFCOM110-46020A	COM08953	COM11317
	10	COM08293	8.5" x 8.5"	1-3/8"	7/8"	SFCOM120-46020C	COM11164	COM08734
	10	COM06430	8.5" x 12"	1-3/8"	7/8"	SFCOM125-46020A	COM08955	COM08734
	14	COM06434	11" x 12"	1-5/8"	1-1/8"	SFCOM168-46020A	COM08957	COM11484
15	COM06438	11" x 12"	1-5/8"	1-1/8"	SFCOM180-4602AA	COM08959	COM11485	

brand products

208-230v Single Phase

Smaller Copeland Scroll ZR compressors have a molded plug connection. The molded plug itself is sold separately. Details on this plug (WIR02695) are listed below.

Copeland Model	Item #	Tons	BTU/hr	RLA	Run Cap	Suct. Line	Liq. Line	Connection
ZR21K5E-PFV-800	COM11263	1.8	21,000	12.0	35/440	3/4"	1/2"	Molded Plug
ZR25K5E-PFV-800	COM11165	2.1	25,300	15.0	40/440	3/4"	1/2"	Molded Plug
ZR28K5E-PFV-800	COM11264	2.4	28,400	15.7	45/440	3/4"	1/2"	Molded Plug
ZR32K5E-PFV-800	COM11166	2.7	32,600	17.1	50/440	3/4"	1/2"	Molded Plug
ZR38K5E-PFV-800	COM11167	3.2	38,000	21.4	55/440	7/8"	1/2"	Molded Plug
ZR42K5E-PFV-800	COM11168	3.5	42,200	22.1	55/440	7/8"	1/2"	Molded Plug
ZR48K5E-PFV-800	COM11169	4.0	48,200	24.3	60/440	7/8"	1/2"	Molded Plug
ZR54K5E-PFV-800	COM11290	4.5	53,500	28.2	80/440	7/8"	1/2"	Molded Plug
ZR57K3E-PFV-930	COM11170	4.8	57,500	32.1	80/440	7/8"	1/2"	Terminal Block
ZR61K3E-PFV-930	COM11171	5.2	62,000	32.1	80/440	7/8"	1/2"	Terminal Block
ZR68K3E-PFV-930	COM11293	5.5	68,000			7/8"	1/2"	Terminal Block

208-230v Three Phase

Replacement Molded Plug

Item #	Lead Length	Wire Size
WIR02695	72"	10 gauge



Copeland Model	Item #	Tons	BTU/hr	RLA	Suct. Line	Liq. Line	Connection
ZR25K5E-TF5-800	COM11294	2.1	25,300	8.9	3/4"	1/2"	Molded Plug
ZR28K5E-TF5-800	COM11295	2.4	28,400	11.1	3/4"	1/2"	Molded Plug
ZR32K5E-TF5-800	COM11296	2.7	32,600	12.0	3/4"	1/2"	Molded Plug
ZR38K5E-TF5-800	COM11297	3.2	38,000	13.6	7/8"	1/2"	Molded Plug
ZR42K5E-TF5-800	COM11298	3.5	42,200	14.3	7/8"	1/2"	Molded Plug
ZR48K5E-TF5-800	COM11172	4.0	48,200	17.1	7/8"	1/2"	Molded Plug
ZR54K5E-TF5-800	COM11299	4.5	53,500	17.1	7/8"	1/2"	Molded Plug
ZR57K3E-TF5-930	COM11173	4.8	57,200	19.3	7/8"	1/2"	Terminal Block
ZR61K3E-TF5-930	COM11174	5.1	61,000	19.3	7/8"	1/2"	Terminal Block
ZR68KCE-TF5-930	COM08728	5.7	68,500	20.7	7/8"	1/2"	Terminal Block
ZR72KCE-TF5-950	COM11175	6.1	73,500	20.7	7/8"	1/2"	Terminal Block
ZR81KCE-TF5-950	COM11586	6.8	81,100	25.0	7/8"	3/4"	Terminal Block
ZR84KCE-TF5-950	COM11303	7.0	84,000	28.6	1-1/8"	7/8"	Terminal Block
ZR94KCE-TF5-950	COM11176	7.8	94,000	32.1	1-1/8"	7/8"	Terminal Block
ZR108KCE-TF5-950	COM08725	9.1	108,900	33.6	1-3/8"	7/8"	Terminal Block
ZR11M3E-TWC-961	COM11445	9.1	108,300	34.0	1.75" - 12*	1.25" - 12*	Terminal Block
ZR12M3E-TWC-961	COM11447	10.4	125,500	38.6	1.75" - 12*	1.25" - 12*	Terminal Block
ZR125KCE-TF5-950	COM08727	10.8	129,000	42.0	1-3/8"	7/8"	Terminal Block
ZR144KCE-TF5-950	COM11304	11.9	142,800	47.1	1-3/8"	7/8"	Terminal Block
ZR16M3E-TWC-961	COM11449	12.9	154,300	47.1	1.75" - 12*	1.25" - 12*	Terminal Block
ZR19M3E-TWC-961	COM11451	15.8	189,400	60.3	2.25" - 12*	1.75" - 12*	Terminal Block
ZR190KCE-TE5-950	COM11483	15.8	190,000	60.0	1-3/8"	7/8"	Terminal Block
ZR250KCE-TEC-951	COM11486	20.8	250,000	81.4	1-5/8"	1-3/8"	Terminal Block
ZR300KCE-TEC-965	COM11488	24.7	296,000	100.0	2.25" - 12*	1.75" - 12*	Terminal Block

R-22

460v Three Phase

Copeland Model	Item #	Tons	BTU/hr	RLA	Suct. Line	Liq. Line	Connection
ZR25K5-TFD-800	COM11309	2.1	25,300	4.6	3/4"	1/2"	Molded Plug
ZR28K5-TFD-800	COM11310	2.4	28,400	5.7	3/4"	1/2"	Molded Plug
ZR32K5-TFD-800	COM11311	2.7	32,600	6.4	3/4"	1/2"	Molded Plug
ZR38K5-TFD-800	COM11312	3.2	38,000	6.4	7/8"	1/2"	Molded Plug
ZR42K5-TFD-800	COM11313	3.5	42,200	6.4	7/8"	1/2"	Molded Plug
ZR48K5-TFD-800	COM11177	4.0	48,200	7.9	7/8"	1/2"	Molded Plug
ZR54K5-TFD-800	COM10632	4.5	53,500	7.9	7/8"	1/2"	Molded Plug
ZR57K3E-TFD-930	COM11178	4.8	57,200	9.1	7/8"	1/2"	Terminal Block
ZR61K3E-TFD-930	COM11179	5.1	61,000	9.1	7/8"	1/2"	Terminal Block
ZR68KCE-TFD-930	COM11180	5.7	68,500	10.0	7/8"	1/2"	Terminal Block
ZR72KCE-TFD-950	COM11181	6.1	73,500	10.0	7/8"	1/2"	Terminal Block
ZR81KCE-TFD-950	COM07364	6.8	81,500	12.0	7/8"	3/4"	Terminal Block
ZR84KCE-TFD-950	COM10923	7.0	84,000	14.2	1-1/8"	7/8"	Terminal Block
ZR94KCE-TFD-950	COM11182	7.8	94,000	16.4	1-1/8"	7/8"	Terminal Block
ZR108KCE-TFD-950	COM11317	9.1	108,700	17.3	1-3/8"	7/8"	Terminal Block
ZR11M3E-TWD-961	COM11446	9.1	108,300	17.5	1.75" - 12*	1.25" - 12*	Terminal Block
ZR12M3E-TWD-961	COM11448	10.4	125,500	18.9	1.75" - 12*	1.25" - 12*	Terminal Block
ZR125KCE-TFD-950	COM08734	10.5	126,400	19.2	1-3/8"	7/8"	Terminal Block
ZR144KCE-TFD-950	COM11183	11.9	142,800	20.7	1-3/8"	7/8"	Terminal Block
ZR16M3E-TWD-961	COM11184	12.8	154,000	24.3	1.75" - 12*	1.25" - 12*	Terminal Block
ZR19M3E-TWD-961	COM11185	15.4	185,000	26.4	2.25" - 12*	1.75" - 12*	Terminal Block
ZR190KCE-TED-950	COM11484	15.8	190,000	31.4	1-3/8"	7/8"	Terminal Block
ZR250KCE-TED-951	COM11487	20.8	250,000	33.6	1-5/8"	1-3/8"	Terminal Block
ZR300KCE-TED-965	COM11489	24.7	296,000	49.0	2.25" - 12*	1.75" - 12*	Terminal Block

*Rotolock fittings



R-410 Scroll Compressors



brand products

208-230v Single Phase - R410a

Copeland Model	Item #	Tons	BTU/hr	RLA	Run Cap	Suct. Line	Liq. Line	Connection
ZP20K5E-PFV-830	COM09572	1.7	20,000	15.0	40/440	3/4"	1/2"	Molded Plug
ZP25K5E-PFV-830	COM10608	2.1	25,200	15.7	40/440	3/4"	1/2"	Molded Plug
ZP31K5E-PFV-830	COM10612	2.6	31,100	18.6	45/440	3/4"	1/2"	Molded Plug
ZP34K5E-PFV-830	COM09580	2.8	34,500	20.0	45/440	7/8"	1/2"	Molded Plug
ZP38K5E-PFV-830	COM11573	3.2	37,500	22.1	55/440	7/8"	1/2"	Molded Plug
ZP42K5E-PFV-830	COM11574	3.5	42,000	24.3	70/440	7/8"	1/2"	Molded Plug
ZP49K5E-PFV-830	COM11575	4.1	49,400	27.9	70/440	7/8"	1/2"	Molded Plug
ZP54K5E-PFV-830	COM10609	4.5	54,000	29.3	80/440	7/8"	1/2"	Molded Plug
ZP57K5E-PFV-830	COM11899	4.8	57,000	31.6	80/440	7/8"	1/2"	Molded Plug
ZP61K5E-PFV-830	COM11477	5.1	61,500	34.3	80/440	7/8"	1/2"	Molded Plug

Smaller Copeland Scroll ZPK5 compressors have a molded plug connection. The molded plug itself is sold separately. Details on this plug (WIR02695) are listed below.

208-230v Three Phase - R410a

Copeland Model	Item #	Tons	BTU/hr	RLA	Suct. Line	Liq. Line	Connection
ZP20K5E-TF5-830	COM10624	1.7	20,000	7.9	3/4"	1/2"	Molded Plug
ZP25K5E-TF5-830	COM10613	2.1	25,200	9.9	3/4"	1/2"	Molded Plug
ZP31K5E-TF5-830	COM10618	2.6	31,200	11.6	3/4"	1/2"	Molded Plug
ZP34K5E-TF5-830	COM09581	2.8	34,600	14.7	7/8"	1/2"	Molded Plug
ZP38K5E-TF5-830	COM11577	3.2	38,100	15.1	7/8"	1/2"	Molded Plug
ZP42K5E-TF5-830	COM11578	3.5	41,900	15.6	7/8"	1/2"	Molded Plug
ZP49K5E-TF5-830	COM11579	4.1	49,700	17.7	7/8"	1/2"	Molded Plug
ZP54K5E-TF5-830	COM10603	4.5	54,300	17.4	7/8"	1/2"	Molded Plug
ZP57K5E-TF5-830	COM10723	4.8	57,500	21.4	7/8"	1/2"	Terminal Block
ZP61K5E-TF5-830	COM11478	5.1	61,500	21.2	7/8"	1/2"	Terminal Block
ZP72K5E-TF5-950	COM11580	6.0	72,000	25.9	7/8"	1/2"	Terminal Block
ZP83K5E-TF5-950	COM09081	6.9	83,000	27.9	7/8"	1/2"	Terminal Block
ZP90K5E-TF5-950	COM11581	7.5	90,500	32.9	1-1/8"	7/8"	Terminal Block
ZP103K5E-TF5-950	COM08840	8.8	105,000	33.6	1-1/8"	7/8"	Terminal Block
ZP120K5E-TF5-950	COM08831	10.2	123,000	37.1	1-1/8"	7/8"	Terminal Block
ZP137K5E-TF5-950	COM08849	11.4	137,000	53.6	1-3/8"	7/8"	Terminal Block
ZP154K5E-TE5-950	COM11801	12.9	155,000	57.1	1-3/8"	7/8"	Terminal Block
ZP182K5E-TE5-950	COM11480	15.3	183,000	62.1	1-3/8"	7/8"	Terminal Block
ZP235K5E-TEC-951	COM11481	19.6	235,000	82.4	1-5/8"	1-3/8"	Terminal Block
ZP285K5E-TEC-951	COM11587	23.2	278,000	99.3	2-1/8"	1-3/8"	Terminal Block
ZP295K5E-TEC-951	COM11588	24.5	294,000	95.0	1-5/8"	1-3/8"	Terminal Block
ZP385K5E-TEC-966	COM10882	32.1	385,000	122.1	2.25" - 12*	1.75" - 12*	Terminal Block

Replacement Molded Plug

Item #	Lead Length	Wire Size
WIR02695	72"	10 gauge



R-410a

460v Three Phase - R410a

Copeland Model	Item #	Tons	BTU/hr	RLA	Suct. Line	Liq. Line	Connection
ZP20K5E-TFD-830	COM10617	1.7	20,000	3.9	3/4"	1/2"	Molded Plug
ZP25K5E-TFD-830	COM10607	2.1	25,200	4.6	3/4"	1/2"	Molded Plug
ZP31K5E-TFD-830	COM10605	2.6	31,200	6.4	3/4"	1/2"	Molded Plug
ZP34K5E-TFD-830	COM09582	2.8	34,600	6.6	7/8"	1/2"	Molded Plug
ZP38K5E-TFD-830	COM11582	3.2	38,100	6.8	7/8"	1/2"	Molded Plug
ZP42K5E-TFD-830	COM11583	3.5	41,900	6.9	7/8"	1/2"	Molded Plug
ZP49K5E-TFD-830	COM11584	4.1	49,700	7.9	7/8"	1/2"	Molded Plug
ZP54K5E-TFD-830	COM10610	4.5	54,300	8.6	7/8"	1/2"	Molded Plug
ZP57K5E-TFD-930	COM10595	4.8	57,500	9.7	7/8"	1/2"	Terminal Block
ZP61K5E-TFD-930	COM11479	5.1	61,500	10.9	7/8"	1/2"	Terminal Block
ZP72K5E-TFD-950	COM11585	6.0	72,000	12.5	7/8"	1/2"	Terminal Block
ZP83K5E-TFD-950	COM09082	6.9	83,000	13.6	7/8"	1/2"	Terminal Block
ZP90K5E-TFD-950	COM08991	7.5	90,500	16.4	7/8"	1/2"	Terminal Block
ZP103K5E-TFD-950	COM08841	8.8	105,000	18.6	1-1/8"	7/8"	Terminal Block
ZP120K5E-TFD-950	COM08844	10.2	123,000	20.0	1-1/8"	7/8"	Terminal Block
ZP137K5E-TFD-950	COM08850	11.4	137,000	20.7	1-3/8"	7/8"	Terminal Block
ZP154K5E-TFD-950	COM11804	12.9	155,000	25.7	1-3/8"	7/8"	Terminal Block
ZP182K5E-TED-965	COM11482	15.2	183,000	29.3	1.75" - 12*	1.25" - 12*	Terminal Block
ZP235K5E-TED-951	COM11589	19.6	235,000	33.9	1-5/8"	1-3/8"	Terminal Block
ZP285K5E-TED-951	COM11590	23.2	278,000	47.9	2-1/8"	1-3/8"	Terminal Block
ZP295K5E-TED-951	COM11591	24.5	294,000	46.7	1-5/8"	1-3/8"	Terminal Block
ZP385K5E-TED-966	COM11538	32.1	385,000	60.7	2.25" - 12*	1.75" - 12*	Terminal Block



*Rotolock fittings

208-230v Single Phase



Copeland Model	Item #	Tons	ARI	BTU	RLA	Start Kit	Run Cap	Suct.	Liq.	Connection	Crankcase
CR16K6E-PFV-875	COM11337	1.5	16,300	9.6	TO5	25/440	3/4"	1/2"	Molded Plug	Included	
CR18K6E-PFV-875	COM11339	1.5	18,000	10.4	TO5	25/440	3/4"	1/2"	Molded Plug	Included	
CR22K6E-PFV-875	COM11344	1.8	22,100	10.9	TO5	30/440	3/4"	1/2"	Molded Plug	Included	
CR24K6E-PFV-875	COM11348	2.0	24,500	12.4	TO5	35/440	3/4"	1/2"	Molded Plug	Included	
CR28K6E-PFV-875	COM11352	2.3	28,200	15.3	TO5	35/440	3/4"	1/2"	Molded Plug	Included	
CR30K6E-PFV-875	COM11356	2.5	30,000	16.0	TO5	35/440	3/4"	1/2"	Molded Plug	Included	
CR32K6E-PFV-875	COM11360	2.7	32,000	16.1	TO5	35/440	3/4"	1/2"	Molded Plug	Included	
CR34K6E-PFV-875	COM11363	2.8	34,500	16.6	TO5	50/440	3/4"	1/2"	Molded Plug	Included	
CR35K6E-PFV-875	COM11364	2.9	35,000	18.0	TO5	40/440	3/4"	1/2"	Molded Plug	Included	
CR38K6E-PFV-875	COM11368	3.2	38,200	19.0	KS1	40/440	3/4"	1/2"	Molded Plug	Included	
CR42K6E-PFV-875	COM11371	3.5	41,900	20.4	KS1	40/440	3/4"	1/2"	Molded Plug	Included	
CR47KQE-PFV-970	COM11375	3.9	47,500	24.6	KS1	45/440	7/8"	1/2"	Terminal Block	HTR01266	
CR53KQE-PFV-970	COM11378	4.4	53,300	29.0	KS1	60/440	7/8"	1/2"	Terminal Block	HTR01266	
CRNQ-050E-PFV-970	COM11381	5.0	60,600	34.3	KS1	55/440	7/8"	1/2"	Terminal Block	HTR01266	

Copeland CRK6 service compressor are offered in an -875 Bill-of-Material option, such as CR32K6-PFV-875, that includes the compressor with a 42" molded plug wiring harness, mounting parts, fitting kit, crank case heater and installation instructions.

208-230v Three Phase

Copeland Model	Item #	Tons	ARI	BTU/hr	RLA	Suct. Line	Liq. Line	Connection	Crankcase Heater
CR35K6E-TF5-875	COM11365	2.9	34,900	11.4	3/4"	1/2"	Molded Plug	Included	
CR42K6E-TF5-875	COM11372	3.5	41,700	14.0	3/4"	1/2"	Molded Plug	Included	
CR47KQE-TF5-970	COM11376	3.9	47,200	16.0	7/8"	1/2"	Terminal Block	HTR01266	
CR53KQE-TF5-970	COM11379	4.4	53,700	18.0	7/8"	1/2"	Terminal Block	HTR01266	
CRNQ-050E-TF5-970	COM11382	5.1	61,300	21.4	7/8"	1/2"	Terminal Block	HTR01266	

460v Three Phase

Copeland Model	Item #	Tons	ARI	BTU/hr	RLA	Suct. Line	Liq. Line	Connection	Crankcase Heater
CR35K6E-TFD-875	COM11366	2.9	34,800	4.8	3/4"	1/2"	Molded Plug	Included	
CR42K6E-TFD-875	COM11373	3.4	41,500	6.4	3/4"	1/2"	Molded Plug	Included	
CR47KQE-TFD-970	COM11377	3.9	47,200	8.2	7/8"	1/2"	Terminal Block	HTR01266	
CR53KQE-TFD-970	COM11380	4.4	53,700	9.1	7/8"	1/2"	Terminal Block	HTR01266	
CRNQ-050E-TFD-970	COM11383	5.1	60,600	9.6	7/8"	1/2"	Terminal Block	HTR01266	

Compressor Wiring Accessories

Item #	Description
QT2810	Quik-Lug Terminal Repair Kit - 10awg.
QT2812	Quik-Lug Terminal Repair Kit - 12awg.
6270LX	12-8awg Compressor Terminals - 50 pack
6259CX	Female Flag Compressor Terminal - Size 12/10 - 100 pack



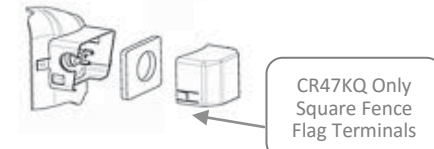
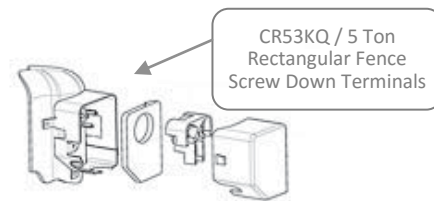
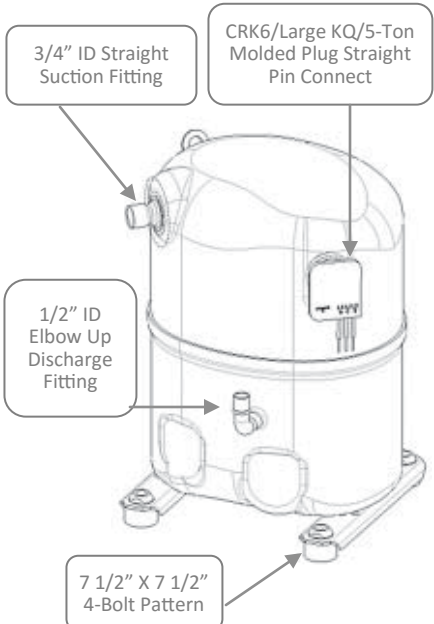
QT Series



6270LX



6259CX



Compressor Extended Warranties

General Description

The service compressor five year warranty provides an extension of the standard Trane parts warranty commencing when the Trane standard warranty expires. This warranty can only be purchased for a service compressor purchased from Trane and must be ordered when the compressor is sold. The five year warranty applies only to compressors installed in equipment located in the U.S. and Canada.

Sales Requirement

In order to validate this warranty, it is necessary that the following requirements be met to help insure proper replacement practices:

1. Extended warranty must be sold and ordered within two weeks from date of the sale of the compressor (assuming no previous problems).
2. No extended warranty is available on any compressor sold more than two years after date of shipment from Trane Parts Distribution Center (PDC).
3. Extended warranty is available only on equipment located in U.S. or Canada.
4. All compressor warranty sales must be accompanied by a valid serial number for the sold compressor at the time of the sale. Failure to provide this information may result in voiding of the warranty.
5. Extended Warranties are not available for compressors that have been given, in whole or in part, as a warranty replacement for another compressor.

Claims

Both the defective compressor and the replacement compressor serial numbers are required before credit is issued. Claims must be submitted within 90 days of failure for reimbursement consideration.

Clarification Warranties on Replacement Compressors

In all cases at Trane, whenever a part is replaced under warranty, whether it be a standard warranty or a purchased extended warranty, that replacement part has no warranty of its own – it only assumes whatever warranty is left on the original purchase.

For example: the compressor was purchased in February of 2012, so the standard warranty will expire in February 2013 and the 2nd-5th year warranty would expire in February of 2017. Failures due to a manufacturing defect will be covered until February 2017. If there is a failure in December of 2016, the warranty would still expire in February of 2017. If the compressor failure is due to an external cause (i.e. running without oil) it will not be warranted and all remaining coverage will end.

Alliance Unitary Scrolls

(models beginning with SPA*, SPE*, SPR*, SSA*, SSE*, SSR*, SXR*)

Term	Ordering Number	Tons/HP
2-5th yr	2705-9000-S0-02	below 2.9
2-5th yr	2705-9000-S0-03	2.9
2-5th yr	2705-9000-S0-04	3.9
2-5th yr	2705-9000-S0-05	over 5.1

Model H & Model L

(Models beginning with CRHH & CRHL)

Term	Ordering Number	Tons/HP
2-5th yr	2705-9000-H0-62	6.2
2-5th yr	2705-9000-H0-75	7.5
2-5th yr	2705-9000-H0-83	8.3
2-5th yr	2705-9000-H1-00	10.0

Trane Light Commercial and Commercial Scrolls

(models beginning with CSHA*, CSHB*, CSHC*, CSHD*, CSHN*)

Term	Ordering Number	Tons/HP
4-5th yr	2705-9005-S0-08	6.2 - 7.7
4-5th yr	2705-9005-S0-09	8.0 - 11.3
4-5th yr	2705-9005-S1-01	12.5 - 13.4
4-5th yr	2705-9005-S1-02	14.0 - 20.0
4-5th yr	2705-9005-S0-14	25.0 - 30.0

Climatuff Residential and Unitary Recip Compressors

(Models beginning with AL*, AS*, AP*, DL*, DS*, DP*, GH*, GP*, FH*, SH*, SP*)

Term	Ordering Number	Tons/HP
2-5th yr	2705-9000-G0-10	below 1.4
2-5th yr	2705-9000-G0-20	1.4 - 2.4
2-5th yr	2705-9000-G0-25	2.4 - 2.9
2-5th yr	2705-9000-G0-30	2.9 - 3.4
2-5th yr	2705-9000-G0-40	3.4 - 4.4
2-5th yr	2705-9000-G0-50	4.4 - 5.9
2-5th yr	2705-9000-G0-60	over 5.9

Rotary (Screw) Compressors:

Models beginning with CHH*

Term	Ordering Number	Tons/HP
2-5th yr	2705-9000-35-00	35 - 40
2-5th yr	2705-9000-50-00	50
2-5th yr	2705-9000-60-00	60
2-5th yr	2705-9000-70-00	70
2-5th yr	2705-9000-85-00	85
2-5th yr	2705-9000-N1-00	100
2-5th yr	2705-9000-N1-20	120
2-5th yr	2705-9000-13-00	130 - 140

Rotary (Screw) Compressors:

Models beginning with CHH*

Term	Ordering Number	Tons/HP
2-5th yr	2705-9000-15-00	150
2-5th yr	2705-9000-18-00	170 - 180
2-5th yr	2705-9000-21-00	200 - 235
2-5th yr	2705-9000-21-50	240
2-5th yr	2705-9000-25-00	250 - 300
2-5th yr	2705-9000-N3-50	350
2-5th yr	2705-9000-38-00	380
2-5th yr	2705-9000-40-00	400
2-5th yr	2705-9000-45-00	450

Compressor Extended Warranties

ReSpecT Semi-Hermetic (cast iron) Compressors:

Term	Ordering Number	Tons/HP
Models beginning with CRH*		
Model K (CRHK*)		
3-5th yr	2705-9005-K2-00	20
3-5th yr	2705-9005-K2-50	25
3-5th yr	2705-9005-K3-00	30
Model M (CRHM*)		
3-5th yr	2705-9005-M1-50	15
3-5th yr	2705-9005-M2-00	20
3-5th yr	2705-9005-M2-50	25
3-5th yr	2705-9005-M3-00	30
Model F (2F5*)		
3-5th yr	2705-9005-F1-50	10 -15
3-5th yr	2705-9005-F2-00	20
3-5th yr	2705-9005-F2-50	25
3-5th yr	2705-9005-F3-00	30
3-5th yr	2705-9005-F4-00	40 and above
Model R (CRHR*)		
3-5th yr	2705-9005-R3-50	35
3-5th yr	2705-9005-R4-00	40
3-5th yr	2705-9005-R5-00	50
3-5th yr	2705-9005-R6-00	60
Model E (2E5*)		
3-5th yr	2705-9005-E5-00	40 - 50
3-5th yr	2705-9005-E6-00	60
3-5th yr	2705-9005-E7-50	75
3-5th yr	2705-9005-10-00	100

Series 6000 Non - Trane Compressors (may be Copeland, Carrier, Carlyle, Bitzer, or York Compressors) Rebuilt by a Trane approved vendor.

Term	Ordering Number	Tons/HP
2-5th yr	2705-9000-60-01	below 6
2-5th yr	2705-9000-60-06	6 - 7.4
2-5th yr	2705-9000-60-02	7.5 - 7.9
2-5th yr	2705-9000-60-07	8 - 8.9
2-5th yr	2705-9000-60-08	9 - 11.9
2-5th yr	2705-9000-60-09	12 - 13.9
2-5th yr	2705-9000-60-03	14 - 15
2-5th yr	2705-9000-60-10	20 - 25
2-5th yr	2705-9000-60-12	27 - 30
2-5th yr	2705-9000-60-13	35 - 40
2-5th yr	2705-9000-60-20	50
2-5th yr	2705-9000-60-21	60
2-5th yr	2705-9000-60-22	75 - 90
2-5th yr	2705-9000-60-23	125 - 145

Please note: Extended warranty protection not available on series 6000 Trane Compressors

Vendor Service Compressors (reciprocating, scroll, and screw compressors). Manufactured by Bristol, Bitzer, Copeland, Danfoss and Tecumseh.

Term	Ordering Number	Tons/HP
2-5th yr	2705-9000-C0-07	0.1 - 0.5
2-5th yr	2705-9000-C0-10	0.6 - 0.9
2-5th yr	2705-9000-C0-15	1 - 1.4
2-5th yr	2705-9000-C0-20	1.5 - 1.9
2-5th yr	2705-9000-C0-25	2 - 2.4
2-5th yr	2705-9000-C0-30	2.5 - 2.9
2-5th yr	2705-9000-C0-35	3 - 3.49
2-5th yr	2705-9000-C0-40	3.5 - 3.9
2-5th yr	2705-9000-C0-50	4 - 4.9
2-5th yr	2705-9000-C0-62	5 - 5.9
2-5th yr	2705-9000-C0-75	6 - 6.9
2-5th yr	2705-9000-C0-83	7 - 7.8
2-5th yr	2705-9000-S1-00	8 - 8.8
2-5th yr	2705-9000-T1-00	9 - 12.8
2-5th yr	2705-9000-S1-25	13 - 14.6
2-5th yr	2705-9000-T1-25	15 - 15.8
2-5th yr	2705-9000-S1-50	17.7 - 21.1
2-5th yr	2705-9000-T1-50	24 - 25
2-5th yr	2705-9000-T2-00	30 - 32
2-5th yr	2705-9000-T2-50	53
2-5th yr	2705-9000-T3-00	71
2-5th yr	2705-9000-T3-50	82

Replacement Compressor Labor Warranties

Max \$	Ordering Number	Term
Scroll		
\$1,000	2715-0010-TS-00	12 months
Screw and Rebuilt		
\$1,000	2715-0010-TS-00	12 months
\$2,500	2715-0025-TS-00	12 months
\$3,500	2715-0035-TS-00	12 months
ReSpecT		
ReSpecT	ReSpecT	ReSpecT
\$1,000	2715-0010-TS-00	12 months
\$2,500	2715-0025-TS-00	12 months
\$3,500	2715-0035-TS-00	12 months
\$1,000	2715-0010-TS-24	24 months
\$2,500	2715-0025-TS-24	24 months
\$3,500	2715-0035-TS-24	24 months

Replacement CTV Motor Warranties

2-5 yr parts warranties are available on replacement CTV motors supplied by Trane Charlotte. Note: Applies to either Re-wound or Overhauled motors if done by Trane Charlotte.

Trane CenTraVac® motor warranties

Term	Ordering Number	Tons
2-5th yr	2705-9100-05-00	<321
2-5th yr	2705-9100-05-01	321 - 500
2-5th yr	2705-9100-05-02	501 - 650
2-5th yr	2705-9100-05-03	651 - 910
2-5th yr	2705-9100-05-04	911 - 1725

Max \$	Ordering Number	Term
\$2,500	2715-4001-TS-00	12 months
\$4,500	2715-4000-TS-00	12 months
\$6,500	2715-4002-TS-00	12 months



TRANE® Supply



YOUR COMPLETE SOURCE

*Residential & Light Commercial Equipment
Temporary Cooling & Power Rentals
OEM Replacement Components
Installation & Service Supplies*

Hudson



16520 Scheer Blvd, Hudson, FL 34667
(727) 245-1320 Fax (727) 245-1321

Sarasota



2224 72nd Terrace East, Sarasota, FL 34243
(941) 360-0010 Fax (941) 358-0032

Tampa




4720 E. Adamo Drive, Tampa, FL 33605
(813) 877-8253 Fax (813) 876-4778

Ft. Myers



6461 Topaz Court, Ft. Myers, FL 33966
(239) 275-9577 Fax (239) 278-5502

Clearwater



1157 U.S. Highway 19 N, Clearwater, FL 33764
(727) 572-8255 Fax (727) 573-1604

Naples



544 Commercial Blvd, Naples, FL 34104
(239) 384-5400 Fax (239) 384-5401