


# Section A Straight Blade Devices

## Index

Product	Page
<b>HBL® Extra Heavy Duty Hospital Grade Duplex Receptacles</b>	
Duplex and Style Line® Decorator .....	A-3
SNAPConnect® Receptacles .....	A-4
Hubbell-PRO Receptacles .....	A-6
USB Charger, Single and 4-PLEX Receptacles .....	A-8
Plugs, Receptacles and Connector Bodies .....	A-9
<b>HBL® Extra Heavy Duty Industrial Series</b> .....	A-11
<b>Extra Heavy Duty SNAPConnect® Receptacles</b> .....	A-14
<b>Hubbell-PRO Heavy Duty Specification Grade Receptacles</b> .....	A-17
<b>USB Charger Receptacle Tamper-Resistant Duplex</b> .....	A-18
<b>Commercial Specification Grade Receptacles</b>	
<b>4-PLEX® Receptacles and Accessories</b> .....	A-23
<b>Pre-Fabricated Building Wiring System</b> .....	A-24
<b>Plugs and Connectors</b>	
Insulgrip®, Elastogrip® and Valise® Plugs and Connector Bodies .....	A-28
Insulgrip® Flanged Inlets and Receptacles .....	A-30
<b>HBL® Extra Heavy Duty, Specification Grade Receptacles</b> .....	A-31
<b>Insulgrip® and Valise® Plugs and Flanged Inlets</b> .....	A-32
<b>Insulgrip® and Valise® Connector Bodies and Flanged Receptacles</b> ...	A-33
<b>15 and 20A Plugs, Connector Bodies and Receptacles</b>	
<b>16A, 250V AC International</b> .....	A-36
<b>Hazardous Location Receptacles, Plugs and Boxes</b> .....	A-37
<b>30, 50 and 60A Heavy Duty Insulgrip® Plugs and Receptacles</b>	
<b>DIN Rail Utility Box</b> .....	A-44
<b>Miscellaneous and Combination Receptacles</b> .....	A-45
<b>Accessories</b> .....	A-46
<b>Technical Information</b> .....	A-50

### HBL® Extra Heavy Duty Industrial Series



### SNAPConnect® Receptacles



### Commercial Specification Grade



### Insulgrip® Plugs and Connectors



# HBL® Extra Heavy Duty Hospital Grade Duplex Receptacles

## Features and Benefits

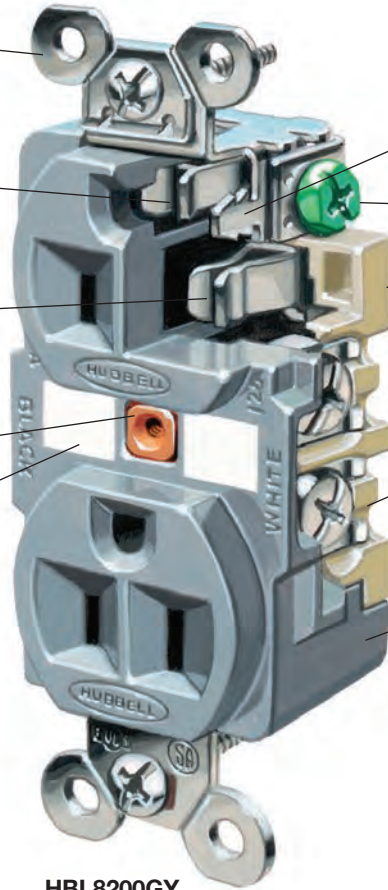
One-piece nickel-plated brass integral ground strap for greater corrosion resistance

Patented ground contact provides redundant grounding

Unique bypass contact design results in greater contact force and reduced heat buildup

Square head, 10-thread bronze center rivet won't rotate, reduces stripping and resists corrosion

I.D. marking surface provides quick, sure circuit identification



**HBL8200GY**

Barbed assembly arms reduce possibility of face/base separation

Back wired ground terminal allows faster, easier installation

RTP base offers greater heat resistance, plus contact stability

External bundling terminals contain wire strands and are designed for quick inspection

Deep body design increases impact and chemical resistance

## Hubbell "Hospital Grade" Devices

To qualify for the "Hospital Grade" designation and use of the associated green dot symbol, UL requires that the manufacturer design its devices to perform to specific levels. These levels form an established baseline below which no manufacturer can fall and still carry a green dot.

Hubbell sets their standards high. Each product is built to withstand the severe conditions of abuse that are unique to the hospital environment. Hubbell receptacles have exclusive design features that set them apart from the competition.

- Exclusive nickel-plated bypass contact design increases contact pressure, lowering the operating temperature.
- Four point grounding system provides redundant grounding for low resistance ground continuity in high abuse areas.
- High tech reinforced thermoplastic polyester (RTP) back is tough and heat resistant.

Because of these features and others, the benefit is performance, reliability, and value for any health care facility.



One piece, nickel plated brass mounting strap with integral ground contacts, along with secondary ground contact, provides superior grounding for low resistance flow of fault currents as well as corrosion resistance. Barbed locking arms keep the face locked in place to diminish potential for face/base separation. Back wired ground screw reduces installation time.



Exclusive bypass contacts are made of nickel-plated brass alloy. This design increases blade retention forces, insuring a reliable uninterrupted flow of power.



Reinforced thermoplastic back provides superior thermal, electrical and mechanical properties. By providing contact stability, this high performance material will reduce heat buildup giving you long lasting performance.



External wiring clamps allow for visual inspection of the terminals. A unique strand containment feature on the terminal "bundles" the wire, ensuring 100% clamping of wire strands and reducing heat from the termination.

Straight Blade Devices  
**15 and 20 Ampere, 125 Volts**  
 2 Pole, 3 Wire Grounding



**IP20**  
 SUITABILITY



**15A 125V**  
 NEMA 5-15R  
 UL CSA  
 0.5 HP




**20A 125V**  
 NEMA 5-20R  
 UL CSA  
 1 HP


**HBL® Extra Heavy Duty  
 Hospital Grade ● Receptacles**

**Duplex**


Description	Color	Catalog Number	
Flush, thermoplastic polyester face, back and side wired.	Black	<b>HBL8200BK</b>	-
	Blue	-	<b>HBL8300BL</b>
	Brown	<b>HBL8200</b>	<b>HBL8300</b>
	Gray	<b>HBL8200GY</b>	<b>HBL8300GY</b>
	Ivory	<b>HBL8200I</b>	<b>HBL8300I</b>
	Light Almond	<b>HBL8200LA</b>	<b>HBL8300LA</b>
	Red	<b>HBL8200RED</b>	<b>HBL8300RED</b>
	White	<b>HBL8200W</b>	<b>HBL8300W</b>
Flush, LED illuminated face, back and side wired.	Gray	<b>HBL8200ILGY</b>	<b>HBL8300ILGY</b>
	Ivory	<b>HBL8200ILI</b>	<b>HBL8300ILI</b>
	Red	<b>HBL8200ILR</b>	<b>HBL8300ILR</b>
	White	<b>HBL8200ILW</b>	<b>HBL8300ILW</b>
Tamper-Resistant receptacle with wire leads. Complies with requirements of NEC® article 517-18(c).	Brown	<b>HBL8200SGA</b>	<b>HBL8300SGA</b>
	Gray	<b>HBL8200SGGYA</b>	<b>HBL8300SGGYA</b>
	Ivory	<b>HBL8200SGIA</b>	<b>HBL8300SGIA</b>
	Light Almond	<b>HBL8200SGLA</b>	<b>HBL8300SGLA</b>
	Red	<b>HBL8200SGRA</b>	<b>HBL8300SGRA</b>
	White	<b>HBL8200SGWA</b>	<b>HBL8300SGWA</b>
Isolated ground <sup>A</sup> .	Orange	<b>IG8200</b>	<b>IG8300</b>
	Red	<b>IG8200R</b>	<b>IG8300R</b>




**HBL8200GY**



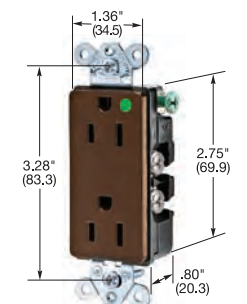
**HBL8300SGA**



**HBL8300RMRI**



**HBL8200ILW**



**HBL2172**

**MRI Receptacle, Duplex**

Description	Color	Catalog Number	
MRI receptacle, flush, thermoplastic polyester face, back and side wired.	Ivory	<b>HBL8200IMRI</b>	<b>HBL8300IMRI</b>
	Light Almond	<b>HBL8200LAMRI</b>	<b>HBL8300LAMRI</b>
	Red	<b>HBL8200RMRI</b>	<b>HBL8300RMRI</b>
	White	<b>HBL8200WMRI</b>	<b>HBL8300WMRI</b>

**Slender/Compact, Duplex**

Description	Color	Catalog Number	
Flush, thermoplastic polyester face, back, and side wired, Fed. Spec. verified.	Brown	<b>HBL8200H</b>	<b>HBL8300H</b>
	Gray	<b>HBL8200HG</b>	<b>HBL8300HG</b>
	Green	-	<b>HBL8300HGN</b>
	Ivory	<b>HBL8200HI</b>	<b>HBL8300HI</b>
	Light Almond	<b>HBL8200HLA</b>	<b>HBL8300HLA</b>
	Red	<b>HBL8200HRED</b>	<b>HBL8300HRED</b>
	White	<b>HBL8200HW</b>	<b>HBL8300HW</b>

**Style Line® Decorator\***

Description	Color	Catalog Number	
Flush, nylon face, back and side wired.	Brown	<b>HBL2172</b>	<b>HBL2182</b>
	Gray	<b>HBL2172GY</b>	<b>HBL2182GY</b>
	Ivory	<b>HBL2172I</b>	<b>HBL2182I</b>
	Office White	-	<b>HBL2182OW</b>
	Red	<b>HBL2172R</b>	<b>HBL2182R</b>
	White	<b>HBL2172WA</b>	<b>HBL2182WA</b>
Isolated ground <sup>A</sup> .	Ivory	-	<b>IG2182I</b>
	Orange	-	<b>IG2182</b>
	White	-	<b>IG2182WA</b>

Note: <sup>A</sup>See section M for additional information on isolated ground devices.  
 \*Not Fed. Spec. Listed.  
 See page A-46 and A-47 for accessories.  
 See page A-50 for technical information.  
 See page Tech-10 for Tamper-Resistant description.  
 See section L for additional information on Hospital Grade products.  
 See section N for wallplates.

NEC® is a registered trademark of the National Fire Protection Association (NFPA).

Dimensions in Inches (mm)

**IP20**  
 SUITABILITY



**15A 125V**  
 NEMA 5-15R  
 UL CSA  
 0.5 HP



**20A 125V**  
 NEMA 5-20R  
 UL CSA  
 1 HP

## Extra Heavy Duty Hospital Grade ● SNAPConnect®

### Duplex

Description	Color	Catalog Number	Catalog Number
Hospital grade, finder groove, nylon face, modular receptacle which requires pigtailed connector below. Assembled in USA*.	Black	<b>SNAP8200BKA*</b>	<b>SNAP8300BKA*</b>
	Brown	<b>SNAP8200A*</b>	<b>SNAP8300A*</b>
	Gray	<b>SNAP8200GYA*</b>	<b>SNAP8300GYA*</b>
	Ivory	<b>SNAP8200IA*</b>	<b>SNAP8300IA*</b>
	Light Almond	<b>SNAP8200LAA*</b>	<b>SNAP8300LAA*</b>
	Red	<b>SNAP8200RA*</b>	<b>SNAP8300RA*</b>
	White	<b>SNAP8200WA*</b>	<b>SNAP8300WA*</b>
Hospital grade, Tamper-Resistant, smooth nylon face, modular receptacle which requires pigtailed connector below. Assembled in USA.	Black	<b>SNAP8200BKTR</b>	<b>SNAP8300BKTR</b>
	Brown	<b>SNAP8200TR</b>	<b>SNAP8300TR</b>
	Gray	<b>SNAP8200GYTR</b>	<b>SNAP8300GYTR</b>
	Ivory	<b>SNAP8200ITR</b>	<b>SNAP8300ITR</b>
	Light Almond	<b>SNAP8200LATR</b>	<b>SNAP8300LATR</b>
	Red	<b>SNAP8200RTR</b>	<b>SNAP8300RTR</b>
	White	<b>SNAP8200WTR</b>	<b>SNAP8300WTR</b>
Isolated ground <sup>A</sup> , Hospital grade, Tamper-Resistant.	Orange	<b>SNAP8200IGTR</b>	<b>SNAP8300IGTR</b>
	Red	<b>SNAP8200RIGTR</b>	<b>SNAP8300RIGTR</b>
Hospital grade, with Power Indicating LED, smooth nylon face, modular receptacle which requires pigtailed connector below. Assembled in USA.	Black	<b>SNAP8200BKL</b>	<b>SNAP8300BKL</b>
	Brown	<b>SNAP8200L</b>	<b>SNAP8300L</b>
	Gray	<b>SNAP8200GYL</b>	<b>SNAP8300GYL</b>
	Ivory	<b>SNAP8200IL</b>	<b>SNAP8300IL</b>
	Light Almond	<b>SNAP8200LAL</b>	<b>SNAP8300LAL</b>
	Red	<b>SNAP8200RL</b>	<b>SNAP8300RL</b>
	White	<b>SNAP8200WL</b>	<b>SNAP8300WL</b>
Isolated ground <sup>A</sup> , Hospital grade, with Power Indicating LED.	Orange	<b>SNAP8200IGL</b>	<b>SNAP8300IGL</b>
	Red	<b>SNAP8200RIGL</b>	<b>SNAP8300RIGL</b>
Hospital grade, Tamper-Resistant, with Power Indicating LED, smooth nylon face, modular receptacle which requires pigtailed connector below. Assembled in USA.	Black	<b>SNAP8200BKLTR</b>	<b>SNAP8300BKLTR</b>
	Brown	<b>SNAP8200LTR</b>	<b>SNAP8300LTR</b>
	Gray	<b>SNAP8200GYLTR</b>	<b>SNAP8300GYLTR</b>
	Ivory	<b>SNAP8200ILTR</b>	<b>SNAP8300ILTR</b>
	Light Almond	<b>SNAP8200LALTR</b>	<b>SNAP8300LALTR</b>
	Red	<b>SNAP8200RLTR</b>	<b>SNAP8300RLTR</b>
	White	<b>SNAP8200WLTR</b>	<b>SNAP8300WLTR</b>
Isolated ground <sup>A</sup> , Hospital grade, TR with Power Indicating LED.	Orange	<b>SNAP8200IGLTR</b>	<b>SNAP8300IGLTR</b>
	Red	<b>SNAP8200RIGLTR</b>	<b>SNAP8300RIGLTR</b>


Note: <sup>A</sup>See section M additional information on isolated ground devices.  
 See page A-14 for additional information on SNAPConnect® features.  
 See page Tech-10 for Tamper-Resistant and LED Power Indicators description.  
 See pages A-46 and A-47 for accessories.  
 See page A-54 for technical information.  
 See section N for wallplates.  
 Consult factory for available Split-Circuit capable SNAPConnect® devices.

### SNAPConnect® Right Angle Pigtailed Connector


Description	Wire Type	General Use Catalog Number	Assembled in USA Catalog Number
Clear right angle terminal with 6 inch leads housing material	Solid	<b>SNAP1RA</b>	<b>SNAP1RNA</b>
	Stranded	<b>SNAP2RA</b>	<b>SNAP2RNA</b>

Note: For Assembled in USA products, must order connector with NA suffix.  
 See page A-54 for technical information.


**Many of these products are Assembled in USA, as indicated, and many are Buy American Compliant. Please contact Hubbell with any certification requirements.**



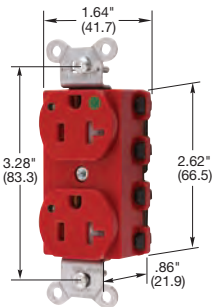
SNAP8300WA




SNAP8300LATR



SNAP8300L



SNAP8300RLTR



SNAP1RA

Dimensions in Inches (mm)

**IP20**  
SUITABILITY



**15A 125V**  
NEMA 5-15R  
UL CSA  
0.5 HP



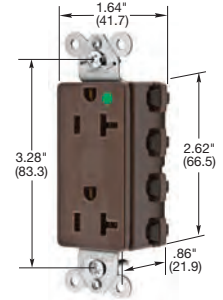
**20A 125V**  
NEMA 5-20R  
UL CSA  
1 HP

**Extra Heavy Duty  
 Hospital Grade ● SNAPConnect®**


**Style Line® Decorator**

Description	Color	Catalog Number	
Hospital grade, Style Line® decorator, flush, nylon face, modular receptacle which requires pigtailed connector below. Assembled in USA*.	Black	<b>SNAP2172BKA*</b>	<b>SNAP2182BKA*</b>
	Brown	<b>SNAP2172A*</b>	<b>SNAP2182A*</b>
	Gray	<b>SNAP2172GYA*</b>	<b>SNAP2182GYA*</b>
	Ivory	<b>SNAP2172IA*</b>	<b>SNAP2182IA*</b>
	Light Almond	<b>SNAP2172LAA*</b>	<b>SNAP2182LAA*</b>
	Red	<b>SNAP2172RA*</b>	<b>SNAP2182RA*</b>
	White	<b>SNAP2172WA*</b>	<b>SNAP2182WA*</b>
Hospital grade, Tamper-Resistant, Style Line® decorator, flush, nylon face, modular receptacle which requires pigtailed connector below. Assembled in USA.	Black	<b>SNAP2172BKTR</b>	<b>SNAP2182BKTR</b>
	Brown	<b>SNAP2172TR</b>	<b>SNAP2182TR</b>
	Gray	<b>SNAP2172GYTR</b>	<b>SNAP2182GYTR</b>
	Ivory	<b>SNAP2172ITR</b>	<b>SNAP2182ITR</b>
	Light Almond	<b>SNAP2172LATR</b>	<b>SNAP2182LATR</b>
	Red	<b>SNAP2172RTR</b>	<b>SNAP2182RTR</b>
	White	<b>SNAP2172WTR</b>	<b>SNAP2182WTR</b>
Isolated ground <sup>A</sup> , Hospital grade, Tamper-Resistant.	Orange	<b>SNAP2172IGTR</b>	<b>SNAP2182IGTR</b>
	Red	<b>SNAP2172RIGTR</b>	<b>SNAP2182RIGTR</b>
Hospital grade, with Power Indicating LED, Style Line® decorator, flush, nylon face, modular receptacle which requires pigtailed connector below. Assembled in USA.	Black	<b>SNAP2172BKL</b>	<b>SNAP2182BKL</b>
	Brown	<b>SNAP2172L</b>	<b>SNAP2182L</b>
	Gray	<b>SNAP2172GYL</b>	<b>SNAP2182GYL</b>
	Ivory	<b>SNAP2172IL</b>	<b>SNAP2182IL</b>
	Light Almond	<b>SNAP2172LAL</b>	<b>SNAP2182LAL</b>
	Red	<b>SNAP2172RL</b>	<b>SNAP2182RL</b>
	White	<b>SNAP2172WL</b>	<b>SNAP2182WL</b>
Isolated ground <sup>A</sup> , Hospital grade, with Power Indicating LED.	Orange	<b>SNAP2172IGL</b>	<b>SNAP2182IGL</b>
	Red	<b>SNAP2172RIGL</b>	<b>SNAP2182RIGL</b>
Hospital grade, Tamper-Resistant, with Power Indicating LED, Style Line® decorator, flush, nylon face, modular receptacle which requires pigtailed connector below. Assembled in USA.	Black	<b>SNAP2172BKLTR</b>	<b>SNAP2182BKLTR</b>
	Brown	<b>SNAP2172LTR</b>	<b>SNAP2182LTR</b>
	Gray	<b>SNAP2172GYLTR</b>	<b>SNAP2182GYLTR</b>
	Ivory	<b>SNAP2172ILTR</b>	<b>SNAP2182ILTR</b>
	Light Almond	<b>SNAP2172LALTR</b>	<b>SNAP2182LALTR</b>
	Red	<b>SNAP2172RLTR</b>	<b>SNAP2182RLTR</b>
	White	<b>SNAP2172WLTR</b>	<b>SNAP2182WLTR</b>
Isolated ground <sup>A</sup> , Hospital grade, TR with Power Indicating LED.	Orange	<b>SNAP2172IGLTR</b>	<b>SNAP2182IGLTR</b>
	Red	<b>SNAP2172RIGLTR</b>	<b>SNAP2182RIGLTR</b>

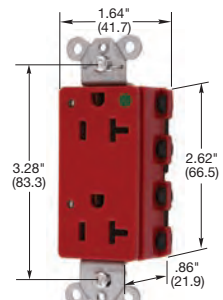
Note: <sup>A</sup>See section M additional information on isolated ground devices.  
 See page A-14 for additional information on SNAPConnect® features.  
 See page Tech-10 for Tamper-Resistant and LED Power Indicators description.  
 See pages A-46 and A-47 for accessories.  
 See page A-54 for technical information.  
 See section N for wallplates.  
 Consult factory for available Split-Circuit capable SNAPConnect® devices.




**SNAP2182A**



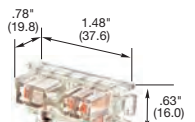
**SNAP2182ITR**



**SNAP2182RL**



**SNAP2182GYLTR**



**SNAP1RA**

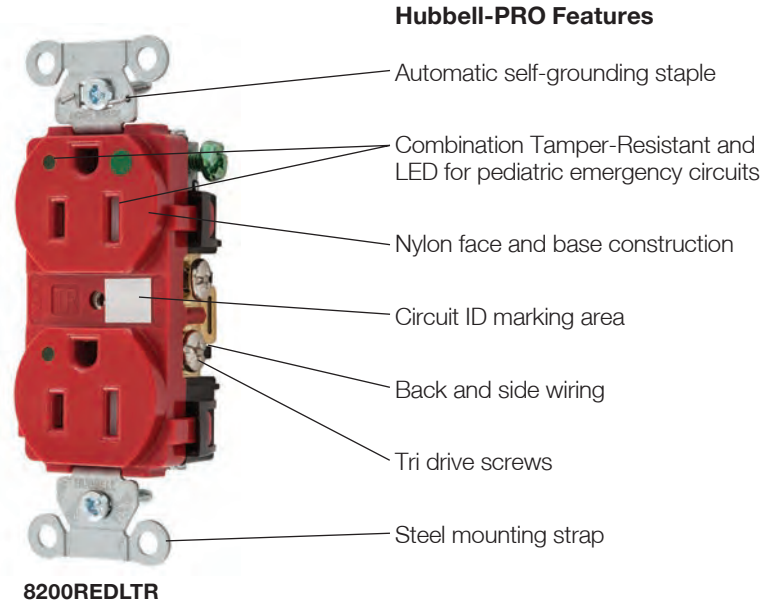
Dimensions in Inches (mm)

**SNAPConnect® Right Angle Pigtailed Connector**


Description	Wire Type	General Use Catalog Number	Assembled in USA Catalog Number
Clear right angle terminal with 6 inch leads #12 AWG THHN/THWN-2; Polycarbonate housing material	Solid	<b>SNAP1RA</b>	<b>SNAP1RNA</b>
	Stranded	<b>SNAP2RA</b>	<b>SNAP2RNA</b>

Note: For Assembled in USA products, must order connector with NA suffix.  
 See page A-54 for technical information.

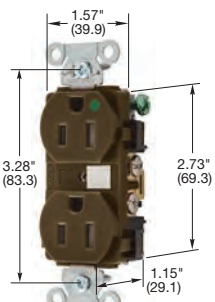
**Many of these products are Assembled in USA, as indicated, and many are Buy American Compliant. Please contact Hubbell with any certification requirements.**



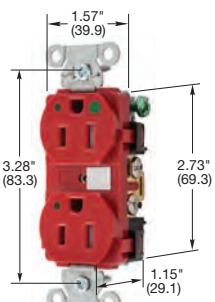
8200REDLTR



8200LA



8200TR



8200REDLTR

Dimensions in Inches (mm)

## Hubbell-PRO Heavy Duty Hospital Grade ● Receptacles



### Duplex

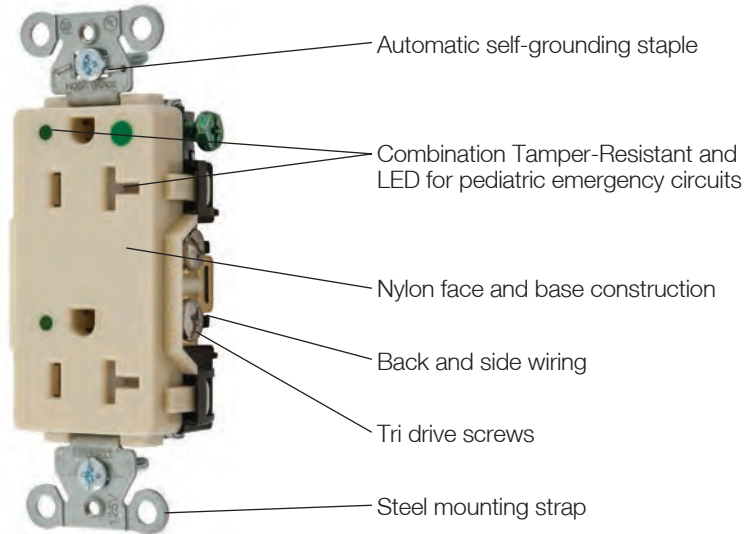
Description	Color	Catalog Number	
Hospital grade, smooth nylon face, back and side wired. Assembled in USA.	Black	8200BK	8300BK
	Brown	8200	8300
	Gray	8200GY	8300GY
	Ivory	8200IV	8300IV
	Light Almond	8200LA	8300LA
	Red	8200RED	8300RED
	White	8200WHI	8300WHI
Hospital grade, Tamper-Resistant, smooth nylon face, back and side wired. Assembled in USA.	Black	8200BKTR	8300BKTR
	Brown	8200TR	8300TR
	Gray	8200GYTR	8300GYTR
	Ivory	8200IVTR	8300IVTR
	Light Almond	8200LATR	8300LATR
	Red	8200REDTR	8300REDTR
	White	8200WTR	8300WTR
Hospital grade, with Power Indicating LED, smooth nylon face, back and side wired. Assembled in USA.	Black	8200BKL	8300BKL
	Brown	8200L	8300L
	Gray	8200GYL	8300GYL
	Ivory	8200IVL	8300IVL
	Light Almond	8200LAL	8300LALM
	Red	8200REDL	8300REDL
	White	8200WL	8300WL
Hospital grade, Tamper-Resistant, with Power Indicating LED, smooth nylon face, back and side wired. Assembled in USA.	Black	8200BKLTR	8300BKLTR
	Brown	8200LTR	8300LTR
	Gray	8200GYLTR	8300GYLTR
	Ivory	8200IVLTR	8300IVLTR
	Light Almond	8200LALTR	8300LALTR
	Red	8200REDLTR	8300REDLTR
	White	8200WLTR	8300WLTR

Note: See pages A-46 and A-47 for accessories.  
 See page A-55 for technical information.  
 See page Tech-10 for Tamper-Resistant and LED Power Indicators description.  
 See section N for wallplates.



**The products listed on this page are Assembled in USA, and many are Buy American Compliant. Please contact Hubbell with any certification requirements.**



**Hubbell-PRO Features**




**2182IVLTR**



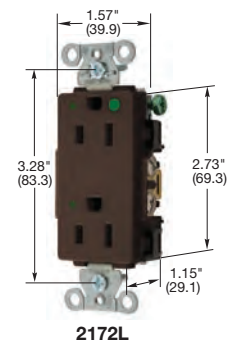
**Hubbell-PRO Heavy Duty Hospital Grade Receptacles**

**Style Line® Decorator**


Description	Color	Catalog Number	
Hospital grade, Style Line® decorator, flush, nylon face, back and side wired. Assembled in USA.	Black	<b>2172BK</b>	<b>2182BK</b>
	Brown	<b>2172</b>	<b>2182</b>
	Gray	<b>2172GY</b>	<b>2182GY</b>
	Ivory	<b>2172IV</b>	<b>2182IV</b>
	Light Almond	<b>2172LA</b>	<b>2182LA</b>
	Red	<b>2172RED</b>	<b>2182RED</b>
	White	<b>2172W</b>	<b>2182W</b>
Hospital grade, Tamper-Resistant, Style Line® decorator, flush, nylon face, back and side wired. Assembled in USA.	Black	<b>2172BKTR</b>	<b>2182BKTR</b>
	Brown	<b>2172TR</b>	<b>2182TR</b>
	Gray	<b>2172GYTR</b>	<b>2182GYTR</b>
	Ivory	<b>2172IVTR</b>	<b>2182IVTR</b>
	Light Almond	<b>2172LATR</b>	<b>2182LATR</b>
	Red	<b>2172REDTR</b>	<b>2182REDTR</b>
	White	<b>2172WTR</b>	<b>2182WTR</b>
Hospital grade, with Power Indicating LED, Style Line® decorator, flush, nylon face, back and side wired. Assembled in USA.	Black	<b>2172BKL</b>	<b>2182BKL</b>
	Brown	<b>2172L</b>	<b>2182L</b>
	Gray	<b>2172GYL</b>	<b>2182GYL</b>
	Ivory	<b>2172IVL</b>	<b>2182IVL</b>
	Light Almond	<b>2172LAL</b>	<b>2182LAL</b>
	Red	<b>2172REDL</b>	<b>2182REDL</b>
	White	<b>2172WL</b>	<b>2182WL</b>
Hospital grade, Tamper-Resistant, with Power Indicating LED, Style Line® decorator, flush, nylon face, back and side wired. Assembled in USA.	Black	<b>2172BKLTR</b>	<b>2182BKLTR</b>
	Brown	<b>2172LTR</b>	<b>2182LTR</b>
	Gray	<b>2172GYLTR</b>	<b>2182GYLTR</b>
	Ivory	<b>2172IVLTR</b>	<b>2182IVLTR</b>
	Light Almond	<b>2172LALTR</b>	<b>2182LALTR</b>
	Red	<b>2172REDLTR</b>	<b>2182REDLTR</b>
	White	<b>2172WLTR</b>	<b>2182WLTR</b>



**2172LATR**



**2172L**




**2182IVLTR**

Dimensions in Inches (mm)

Note: See pages A-46 and A-47 for accessories.  
 See page A-55 for technical information.  
 See page Tech-10 for Tamper-Resistant and LED Power Indicators description.  
 See section N for wallplates.

**The products listed on this page are Assembled in USA, and many are Buy American Compliant. Please contact Hubbell with any certification requirements.**



**USB8300W**

## USB Charger Tamper-Resistant Hospital Grade ● Receptacles



USB Charger Tamper-Resistant receptacle, Two USB Type 2.0 ports 3 Amp, 5 Volt DC, 15 or 20 Amp, 125 Volt AC decorator duplex



**15A 125V**  
 NEMA 5-15R  
 UL CSA  
 0.5 HP




**20A 125V**  
 NEMA 5-20R  
 UL CSA  
 1 HP



Description	Color	15A 125V AC	20A 125V AC
USB Charger Tamper-Resistant receptacle, Two USB Type 2.0 ports 3 Amp, 5 Volt DC, 15 or 20 Amp, 125 Volt AC decorator duplex	Black	<b>USB8200BK</b>	<b>USB8300BK</b>
	Brown	<b>USB8200</b>	<b>USB8300</b>
	Gray	<b>USB8200GY</b>	<b>USB8300GY</b>
	Ivory	<b>USB8200I</b>	<b>USB8300I</b>
	Light Almond	<b>USB8200LA</b>	<b>USB8300LA</b>
	Red	<b>USB8200R</b>	<b>USB8300R</b>
	White	<b>USB8200W</b>	<b>USB8300W</b>

Note: See page A-18 for additional information on standard USB charger.  
 See page A-56 for technical information.  
 See page Tech-10 for Tamper-Resistant description.



**HBL8210GY**

## HBL® Extra Heavy Duty Hospital Grade ● Single Receptacles

**IP20**  
 SUITABILITY




**15A 125V**  
 NEMA 5-15R  
 UL CSA  
 0.5 HP



**20A 125V**  
 NEMA 5-20R  
 UL CSA  
 1 HP

Description	Color	Catalog Number	
Flush, nylon face, back and side wired, Fed. Spec. verified.	Almond	-	<b>HBL8310AL</b>
	Brown	<b>HBL8210</b>	<b>HBL8310</b>
	Gray	<b>HBL8210GY</b>	<b>HBL8310GY</b>
	Ivory	<b>HBL8210I</b>	<b>HBL8310I</b>
	Red	<b>HBL8210R</b>	<b>HBL8310R</b>
	White	<b>HBL8210W</b>	<b>HBL8310W</b>
Panel mount on 1.94 in. (49.2) centers.	Brown	<b>HBL8284</b>	-
	Ivory	<b>HBL8284I</b>	<b>HBL8384I</b>
Isolated ground <sup>A</sup> .	Orange	<b>IG8210</b>	<b>IG8310</b>

Note: <sup>A</sup>See section M for additional information on isolated ground devices.



**HBL415HI**

## 4-PLEX® Hospital Grade ● Receptacles



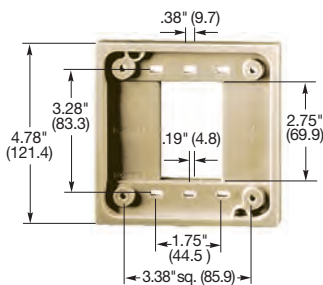
**15A 125V**  
 NEMA 5-15R  
 UL CSA  
 0.5 HP



**20A 125V**  
 NEMA 5-20R  
 UL CSA  
 1 HP

Description	Color	Catalog Number	
4 outlet high impact resistant Polycarbonate construction. Mount to 4 in. square box.	Brown	<b>HBL415H</b>	<b>HBL420H</b>
	Gray	-	<b>HBL420HGY</b>
	Ivory	<b>HBL415HI</b>	<b>HBL420HI</b>
	Red	<b>HBL415HR</b>	<b>HBL420HR</b>
	White	<b>HBL415HW</b>	<b>HBL420HW</b>
4-PLEX adapter plates for 1- and 2-gang, device boxes.	Brown	<b>HBL4AP</b>	<b>HBL4AP</b>
	Gray	<b>HBL4APGY</b>	<b>HBL4APGY</b>
	Ivory	<b>HBL4API</b>	<b>HBL4API</b>
	Red	<b>HBL4APR</b>	<b>HBL4APR</b>
	White	<b>HBL4APW</b>	<b>HBL4APW</b>

Note: See page A-23 for additional information on 4-PLEX devices.  
 See page A-60 for technical information.  
 4-PLEX devices are not Fed. Spec. Listed.



**HBL4API**

Dimensions in Inches (mm)



**IP20**  
SUITABILITY



**15A 125V**  
NEMA 5-15P  
UL CSA




**20A 125V**  
NEMA 5-20P  
UL CSA

## Hospital Grade ● Plugs

### Insulgrip®

Description	Cord Diameter	Catalog Number	
Black and white nylon.	.230"-.720" (5.8-18.3)	<b>HBL8215C</b>	<b>HBL8315C</b>
Transparent housing.	.230"-.720" (5.8-18.3)	<b>HBL8215CT</b>	<b>HBL8315CT</b>
8 position angle plug, transparent housing.	.250"-.655" (6.4-16.6)	<b>HBL8215CAT*</b>	<b>HBL8315CAT*</b>




**HBL8215C**

### Valise®

Description	Cord Diameter	Catalog Number	
White nylon.	.300"-.660" (7.6-16.8)	<b>HBL8115V</b>	<b>HBL8364V</b>
Insulation displacement, white nylon.	.300"-.360" (7.6-9.1)	<b>HBL8013V*</b>	-

Note: \*Not Fed. Spec. Listed.  
 See page A-47 for accessories.



**HBL8215CAT**

**IP20**  
SUITABILITY



**15A 125V**  
NEMA 5-15R  
UL CSA  
0.5 HP




**20A 125V**  
NEMA 5-20R  
UL CSA  
1 HP

## Hospital Grade ● Connector Bodies

### Insulgrip®

Description	Cord Diameter	Catalog Number	
Black and white nylon.	.230"-.720" (5.8-18.3)	<b>HBL8219C</b>	<b>HBL8319C</b>
Transparent housing.	.230"-.720" (5.8-18.3)	<b>HBL8219CT</b>	<b>HBL8319CT</b>



**HBL8115V**

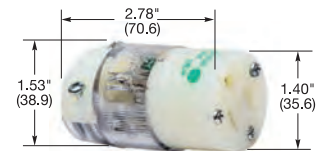
### Valise®

Description	Cord Diameter	Catalog Number	
White nylon.	.300"-.660" (7.6-16.8)	<b>HBL8119V</b>	-

Note: See page A-47 for accessories.



**HBL8219C**



**HBL8219CT**



**HBL8119V**

Dimensions in Inches (mm)



**HBL8666V**

**IP20**  
SUITABILITY



**15A 250V**  
NEMA 6-15P  
UL CSA  
1.5 HP




**20A 250V**  
NEMA 6-20P  
UL CSA  
2 HP

## Hospital Grade ● Plugs

**Valise®**

Description	Cord Diameter	Catalog Number	
Valise plug, white nylon.	.300"-.660" (7.6-16.8)	<b>HBL8666V</b>	<b>HBL8464V</b>

*Note: HP ratings listed above are based on 208 to 240V AC only.*



**HBL8600I**



**15A 250V**  
NEMA 6-15R  
UL CSA  
1.5 HP



**20A 250V**  
NEMA 6-20R  
UL CSA  
2 HP

## Hospital Grade ● Receptacles

**HBL® Extra Heavy Duty, Duplex**

Description	Color	Catalog Number	
Flush, thermoplastic polyester face, back and side wired.	Brown Ivory	<b>HBL8600</b> <b>HBL8600I</b>	<b>HBL8400</b> <b>HBL8400I</b>

*Note: See page A-46 for accessories.  
 See section N for wallplates.*



**20A 250V**  
NEMA 6-20R  
UL CSA  
2 HP

## Hospital Grade ● Connector Bodies

**Valise®**



**HBL8469V**

Description	Cord Diameter	Catalog Number
White nylon.	.300"-.660" (7.6-16.8)	<b>HBL8469V</b>

*Dimensions in Inches (mm)*

# Straight Blade Devices HBL® Extra Heavy Duty Industrial Series

Features and Benefits

One-piece brass integral ground strap for low resistance of fault currents

Ground retention clips for longer, more consistent contact pressure

Exclusive bypass contact design results in greater contact force and reduced heat buildup

Square head, 10-thread brass center rivet won't rotate, reduces stripping and resists corrosion

I.D. marking surface provides quick, sure circuit identification

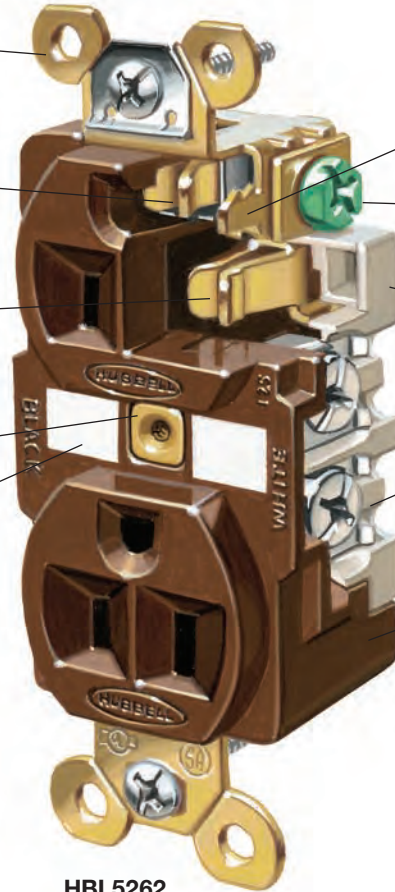
Barbed assembly arms reduce possibility of face/base separation

Back wired ground terminal allows faster, easier installation

RTP base offers greater heat resistance, plus contact stability

External bundling terminals contain wire strands and are designed for quick inspection

Deep nylon body design delivers increased impact resistance



**HBL5262**

## Quality in Design

Hubbell's commitment to quality continually reinforces a philosophy of unrivaled performance. No Hubbell device exemplifies this philosophy more than the HBL5262. While all Hubbell receptacles are designed and manufactured to withstand even the harshest environments, none match the total performance of the HBL5262.

Whether in a factory, office building, school, hotel or shopping center, the Hubbell HBL5262 is the receptacle of choice when people are depending on the safety and reliability of a receptacle.



One piece, all brass, mounting strap with integral ground contacts. The safest, most reliable design for a low resistance flow of fault currents. Oversized "bell" shaped ground contacts, along with nickel plated steel retaining shields, help minimize damage to the grounding system during abrupt pullout. Barbed brass locking arms keep the face locked in place to diminish potential for face/base separation. Back wired ground terminal reduces installation time and increases convenience.



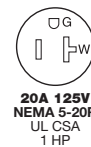
The patented "bypass" contact design incorporates high-conductivity materials with superior spring characteristics for increased contact force and secure connections. Improved contact performance reduces heat buildup and ensures a reliable, uninterrupted flow of power.



Reinforced thermoplastic base provides superior thermal, electrical and mechanical properties. By providing contact stability, this high tech material will reduce heat buildup, giving you long lasting performance.

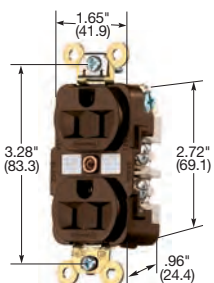


External wiring clamps feature large head brass screws (#10) for superior torque values. Visible brass terminal screws and clamps, with a unique strand containment feature, ensure 100% clamping of wire strands, reducing heat build up.

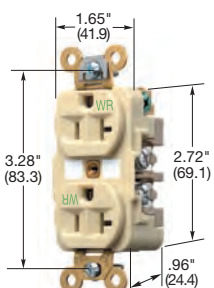


## HBL® Extra Heavy Duty, Specification Grade, Receptacles

### Duplex



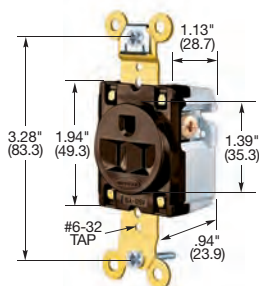
**HBL5262**



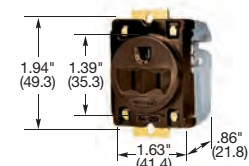
**HBL5362IWR**

Description	Color	Catalog Number	
Flush, nylon face, back and side wired.	Black	<b>HBL5262BK</b>	<b>HBL5362BK</b>
	Blue	-	<b>HBL5362BL</b>
	Brown	<b>HBL5262</b>	<b>HBL5362</b>
	Gray	<b>HBL5262GY</b>	<b>HBL5362GY</b>
	Ivory	<b>HBL5262I</b>	<b>HBL5362I</b>
	Red	<b>HBL5262R</b>	<b>HBL5362R</b>
	White	<b>HBL5262W</b>	<b>HBL5362W</b>
Isolated ground <sup>A</sup> .	Gray	<b>IG5262GY</b>	<b>IG5362GY</b>
	Ivory	<b>IG5262I</b>	<b>IG5362I</b>
	Orange	<b>IG5262</b>	<b>IG5362</b>
	Red	<b>IG5262R</b>	<b>IG5362R</b>
	White	-	<b>IG5362W</b>
Non-isolated ground, bulk pack of 100.	Orange	-	<b>HBL5362M4</b>
Weather Resistant, flush, nylon face, back and side wired.	Black	<b>HBL5262BKWR</b>	<b>HBL5362BKWR</b>
	Brown	<b>HBL5262WR</b>	<b>HBL5362WR</b>
	Gray	<b>HBL5262GYWR</b>	<b>HBL5362GYWR</b>
	Ivory	<b>HBL5262IWR</b>	<b>HBL5362IWR</b>
	Red	<b>HBL5262RWR</b>	<b>HBL5362RWR</b>
	White	<b>HBL5262WWR</b>	<b>HBL5362WWR</b>
Corrosion resistant.	Ivory	<b>HBL52CM62I</b>	-
	Yellow	<b>HBL52CM62</b>	<b>HBL53CM62</b>
Weather Resistant, Isolated ground <sup>A</sup> .	Gray	<b>IG5262GYWR</b>	<b>IG5362GYWR</b>
	Ivory	<b>IG5262IWR</b>	<b>IG5362IWR</b>
	Orange	<b>IG5262WR</b>	<b>IG5362WR</b>
	Red	<b>IG5262RWR</b>	<b>IG5362RWR</b>
	White	-	<b>IG5362WWR</b>
On 4 in. (101.6) round cover.	Brown	<b>HBL5282</b>	-

### Single



**HBL5261**



**HBL5284**

Description	Color	Catalog Number	
Flush, nylon face, back and side wired.	Black	<b>HBL5261BK</b>	<b>HBL5361BK</b>
	Brown	<b>HBL5261</b>	<b>HBL5361</b>
	Gray	-	<b>HBL5361GRY</b>
	Ivory	<b>HBL5261I</b>	<b>HBL5361I</b>
	White	-	<b>HBL5361W</b>
Isolated ground <sup>A</sup> .	Orange	<b>IG5261</b>	<b>IG5361</b>
Weather Resistant, Isolated ground <sup>A</sup> .	Orange	<b>IG5261WR</b>	<b>IG5361WR</b>
Ring terminal connection.	Brown	<b>HBL5261RT</b>	<b>HBL5361RT</b>
	White	<b>HBL5261WRT</b>	-
	Yellow	<b>HBL5261YRT</b>	-
Weather Resistant, flush, nylon face, back and side wired.	Brown	<b>HBL5261WR</b>	<b>HBL5361WR</b>
	Gray	<b>HBL5261GRYWR</b>	<b>HBL5361GRYWR</b>
	Ivory	<b>HBL5261IWR</b>	<b>HBL5361IWR</b>
Corrosion resistant.	Yellow	<b>HBL52CM61</b>	<b>HBL53CM61</b>
Panel mount on 1.94 in. (49.3) centers.	Brown	<b>HBL5284</b>	<b>HBL5357</b>

Note: <sup>A</sup>See section M for additional information on isolated ground devices.  
 See pages A-46 and A-47 for accessories.  
 See page Tech-10 for Weather Resistant descriptions.  
 See section N for wallplates.

Dimensions in Inches (mm)



**15A 125V**  
 NEMA 5-15R  
 UL CSA  
 0.5 HP



**20A 125V**  
 NEMA 5-20R  
 UL CSA  
 1 HP

## HBL® Extra Heavy Duty Compact Receptacles

### Duplex

Description	Color	Catalog Number	
Flush, nylon face, back and side wired.	Black	<b>HBL5252BK</b>	<b>HBL5352BK</b>
	Blue	-	<b>HBL5352BL</b>
	Brown	<b>HBL5252</b>	<b>HBL5352</b>
	Gray	<b>HBL5252GY</b>	<b>HBL5352GY</b>
	Ivory	<b>HBL5252I</b>	<b>HBL5352I</b>
	Red	<b>HBL5252R</b>	<b>HBL5352R</b>
	White	<b>HBL5252W</b>	<b>HBL5352W</b>
On a 4 in. (101.6) round cover.	Brown	<b>HBL5253</b>	-

### Duplex

Description	Color	Catalog Number	
Flush, nylon face, side wired only.	Brown	<b>HBL5242</b>	<b>HBL5342</b>
	Gray	<b>HBL5242GY</b>	<b>HBL5342GY</b>
	Ivory	<b>HBL5242I</b>	<b>HBL5342I</b>
	White	<b>HBL5242W</b>	<b>HBL5342W</b>
Ring terminal connection.	Brown	<b>HBL5242RT</b>	<b>HBL5342RT</b>

### Single

Description	Color	Catalog Number	
Flush, side wired only.	Brown	<b>HBL5251</b>	-
	Ivory	<b>HBL5251I</b>	-
Panel mount 1.75 in. (44.5) centers.	Brown	<b>HBL5258</b>	<b>HBL5358</b>
	Ivory	<b>HBL5258I</b>	-

### Style Line® Decorator\*

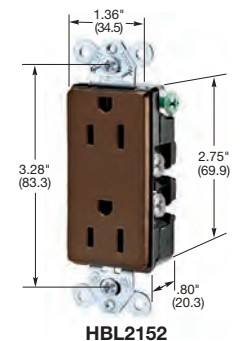
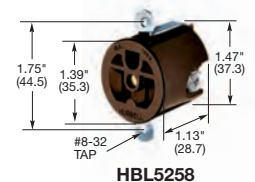
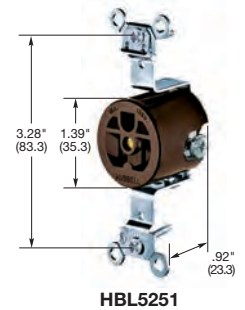

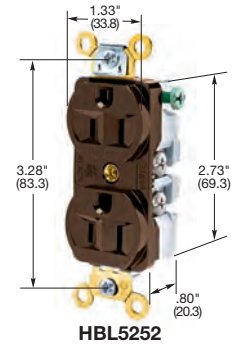
Description	Color	Catalog Number	
Flush, nylon face, back and side wired.	Almond	<b>HBL2152AL</b>	<b>HBL2162AL</b>
	Black	<b>HBL2152BK</b>	<b>HBL2162BK</b>
	Brown	<b>HBL2152</b>	<b>HBL2162</b>
	Gray	<b>HBL2152GY</b>	<b>HBL2162GY</b>
	Ivory	<b>HBL2152I</b>	<b>HBL2162I</b>
	Office White	<b>HBL2152OW</b>	<b>HBL2162OW</b>
	White	<b>HBL2152WA</b>	<b>HBL2162WA</b>
Isolated ground <sup>A</sup> .	Gray	-	<b>IG2162GY</b>
	Orange	<b>IG2152</b>	<b>IG2162</b>

Note: <sup>A</sup>See section M for additional information on isolated ground devices.

\*Style Line Duplex devices are not Fed. Spec. Listed.

See page A-46 for accessories.

See section N for wallplates.




Dimensions in Inches (mm)

# Straight Blade Devices Extra Heavy Duty SNAPConnect® Receptacles

Features and Benefits

## No Special Tester Required

.085 inch keyhole accepts the probe points found on the most common voltage testers and digital multi-meters



Installation ease  
• Self-grounding clip

Requires minimal box space  
• Compact size  
• Clean finished look

Audible SNAP, indicates solid connection  
• Secure, easy grip latch

Inspection of power contacts  
• Clear terminal housing  
• No exposed metal

SNAP1RA

SNAP5362IA


**Many of these products are Assembled in USA, as indicated, and many are Buy American Compliant. Please contact Hubbell with any certification requirements.**

## Labor Savings Feature!




### Save one Minute!

Rough-in the SNAPConnect® terminal instead of pigtails.



### Save Over Three Minutes!

Remove protective packaging and SNAPConnect® device to the circuit.



### Complete Trim-Out in Less Than One Minute!

Secure mounting screws, attach wallplate, job complete.



15A 125V  
 NEMA 5-15R  
 UL CSA  
 0.5 HP



20A 125V  
 NEMA 5-20R  
 UL CSA  
 1 HP

## Extra Heavy Duty SNAPConnect® Receptacles

### Duplex

Description	Color	Catalog Number	Catalog Number	
Specification grade, finder groove, nylon face, modular receptacle which requires pigtailed connector below. Assembled in USA*.	Black	<b>SNAP5262BKA*</b>	<b>SNAP5362BKA*</b>	
	Brown	<b>SNAP5262A*</b>	<b>SNAP5362A*</b>	
	Gray	<b>SNAP5262GYA*</b>	<b>SNAP5362GYA*</b>	
	Ivory	<b>SNAP5262IA*</b>	<b>SNAP5362IA*</b>	
	Light Almond	<b>SNAP5262LAA*</b>	<b>SNAP5362LAA*</b>	
	Red	<b>SNAP5262RA*</b>	<b>SNAP5362RA*</b>	
* For Assembled in USA receptacles, add suffix NA. Ex: SNAP5262BKANA.	White	<b>SNAP5262WA*</b>	<b>SNAP5362WA*</b>	
	Specification grade, Tamper-Resistant, smooth nylon face, modular receptacle which requires pigtailed connector below. Assembled in USA.	Black	<b>SNAP5262BKTR</b>	<b>SNAP5362BKTR</b>
		Blue	<b>SNAP5262BLTR</b>	<b>SNAP5362BLTR</b>
		Brown	<b>SNAP5262TR</b>	<b>SNAP5362TR</b>
		Gray	<b>SNAP5262GYTR</b>	<b>SNAP5362GYTR</b>
		Ivory	<b>SNAP5262ITR</b>	<b>SNAP5362ITR</b>
Light Almond		<b>SNAP5262LATR</b>	<b>SNAP5362LATR</b>	
Isolated ground <sup>A</sup> , Specification grade, Tamper-Resistant.	Red	<b>SNAP5262RTR</b>	<b>SNAP5362RTR</b>	
	White	<b>SNAP5262WTR</b>	<b>SNAP5362WTR</b>	
	Orange	<b>SNAP5262IGTR</b>	<b>SNAP5362IGTR</b>	
	Specification grade, with Power Indicating LED, smooth nylon face, modular receptacle which requires pigtailed connector below. Assembled in USA.	Black	<b>SNAP5262BKL</b>	<b>SNAP5362BKL</b>
		Blue	<b>SNAP5262BLL</b>	<b>SNAP5362BLL</b>
		Brown	<b>SNAP5262L</b>	<b>SNAP5362L</b>
Gray		<b>SNAP5262GYL</b>	<b>SNAP5362GYL</b>	
Ivory		<b>SNAP5262IL</b>	<b>SNAP5362IL</b>	
Light Almond		<b>SNAP5262LAL</b>	<b>SNAP5362LAL</b>	
Isolated ground <sup>A</sup> , Specification grade, with Power Indicating LED.	Red	<b>SNAP5262RL</b>	<b>SNAP5362RL</b>	
	White	<b>SNAP5262WL</b>	<b>SNAP5362WL</b>	
	Orange	<b>SNAP5262IGL</b>	<b>SNAP5362IGL</b>	
	Specification grade, Tamper-Resistant, with Power Indicating LED, smooth nylon face, modular receptacle which requires pigtailed connector below. Assembled in USA.	Black	<b>SNAP5262BKLTR</b>	<b>SNAP5362BKLTR</b>
		Blue	<b>SNAP5262BLLTR</b>	<b>SNAP5362BLLTR</b>
		Brown	<b>SNAP5262LTR</b>	<b>SNAP5362LTR</b>
Gray		<b>SNAP5262GYLTR</b>	<b>SNAP5362GYLTR</b>	
Ivory		<b>SNAP5262ILTR</b>	<b>SNAP5362ILTR</b>	
Light Almond		<b>SNAP5262LALTR</b>	<b>SNAP5362LALTR</b>	
Isolated ground <sup>A</sup> , Specification grade, TR with Power Indicating LED.	Red	<b>SNAP5262RLTR</b>	<b>SNAP5362RLTR</b>	
	White	<b>SNAP5262WLTR</b>	<b>SNAP5362WLTR</b>	
	Orange	<b>SNAP5262IGLTR</b>	<b>SNAP5362IGLTR</b>	


Note: <sup>A</sup>See section M additional information on isolated ground devices. See page Tech-10 for Tamper-Resistant and LED Power Indicators description. See pages A-46 and A-47 for accessories. See page A-54 for technical information. See section N for wallplates. Consult factory for available Split-Circuit capable SNAPConnect® devices.

### SNAPConnect® Right Angle Pigtailed Connector


Description	Wire Type	General Use Catalog Number	Assembled in USA Catalog Number
Clear right angle terminal with 6 inch leads #12 AWG THHN/THWN-2; Polycarbonate housing material	Solid	<b>SNAP1RA</b>	<b>SNAP1RNA</b>
	Stranded	<b>SNAP2RA</b>	<b>SNAP2RNA</b>

Note: For Assembled in USA products, must order connector with NA suffix. See page A-54 for technical information.

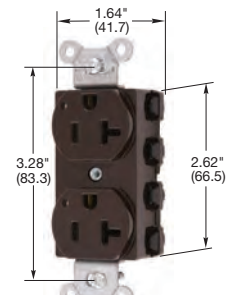
**Many of these products are Assembled in USA, as indicated, and many are Buy American Compliant. Please contact Hubbell with any certification requirements.**




SNAP5362IA




SNAP5362LATR



SNAP5362L

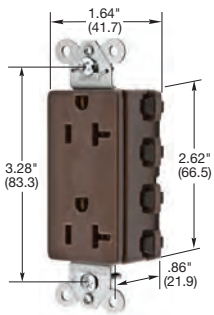


SNAP5362GYLTR




SNAP1RA


Dimensions in Inches (mm)




SNAP2162A



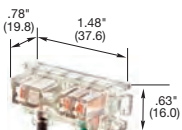
SNAP2162ITR



SNAP2162GYL



SNAP2162RLTR



SNAP1RA

Dimensions in Inches (mm)

## Extra Heavy Duty SNAPConnect® Receptacles

### Style Line® Decorator



15A 125V  
 NEMA 5-15R  
 UL CSA  
 0.5 HP



20A 125V  
 NEMA 5-20R  
 UL CSA  
 1 HP

Description	Color	Catalog Number	
Specification grade, Style Line® decorator, flush, nylon face, modular receptacle which requires pigtailed connector below. Assembled in USA*.	Black	<b>SNAP2152BKA*</b>	<b>SNAP2162BKA*</b>
	Brown	<b>SNAP2152A*</b>	<b>SNAP2162A*</b>
	Gray	<b>SNAP2152GYA*</b>	<b>SNAP2162GYA*</b>
	Ivory	<b>SNAP2152IA*</b>	<b>SNAP2162IA*</b>
	Light Almond	<b>SNAP2152LAA*</b>	<b>SNAP2162LAA*</b>
	Red	<b>SNAP2152RA*</b>	<b>SNAP2162RA*</b>
	White	<b>SNAP2152WA*</b>	<b>SNAP2162WA*</b>
Specification grade, Tamper-Resistant, Style Line® decorator, flush, nylon face, modular receptacle which requires pigtailed connector below. Assembled in USA.	Black	<b>SNAP2152BKTR</b>	<b>SNAP2162BKTR</b>
	Blue	<b>SNAP2152BLTR</b>	<b>SNAP2162BLTR</b>
	Brown	<b>SNAP2152TR</b>	<b>SNAP2162TR</b>
	Gray	<b>SNAP2152GYTR</b>	<b>SNAP2162GYTR</b>
	Ivory	<b>SNAP2152ITR</b>	<b>SNAP2162ITR</b>
	Light Almond	<b>SNAP2152LATR</b>	<b>SNAP2162LATR</b>
	Red	<b>SNAP2152RTR</b>	<b>SNAP2162RTR</b>
	White	<b>SNAP2152WTR</b>	<b>SNAP2162WTR</b>
Isolated ground <sup>A</sup> , Specification grade, Tamper-Resistant.	Orange	<b>SNAP2152IGTR</b>	<b>SNAP2162IGTR</b>
Specification grade, with Power Indicating LED, Style Line® decorator, flush, nylon face, modular receptacle which requires pigtailed connector below. Assembled in USA.	Black	<b>SNAP2152BKL</b>	<b>SNAP2162BKL</b>
	Blue	<b>SNAP2152BLL</b>	<b>SNAP2162BLL</b>
	Brown	<b>SNAP2152L</b>	<b>SNAP2162L</b>
	Gray	<b>SNAP2152GYL</b>	<b>SNAP2162GYL</b>
	Ivory	<b>SNAP2152IL</b>	<b>SNAP2162IL</b>
	Light Almond	<b>SNAP2152LAL</b>	<b>SNAP2162LAL</b>
	Red	<b>SNAP2152RL</b>	<b>SNAP2162RL</b>
	White	<b>SNAP2152WL</b>	<b>SNAP2162WL</b>
Isolated ground <sup>A</sup> , Specification grade, with Power Indicating LED.	Orange	<b>SNAP2152IGL</b>	<b>SNAP2162IGL</b>
Specification grade, Tamper-Resistant, with Power Indicating LED, Style Line® decorator, flush, nylon face, modular receptacle which requires pigtailed connector below. Assembled in USA.	Black	<b>SNAP2152BKLTR</b>	<b>SNAP2162BKLTR</b>
	Blue	<b>SNAP2152BLLTR</b>	<b>SNAP2162BLLTR</b>
	Brown	<b>SNAP2152LTR</b>	<b>SNAP2162LTR</b>
	Gray	<b>SNAP2152GYLTR</b>	<b>SNAP2162GYLTR</b>
	Ivory	<b>SNAP2152ILTR</b>	<b>SNAP2162ILTR</b>
	Light Almond	<b>SNAP2152LALTR</b>	<b>SNAP2162LALTR</b>
	Red	<b>SNAP2152RLTR</b>	<b>SNAP2162RLTR</b>
	White	<b>SNAP2152WLTR</b>	<b>SNAP2162WLTR</b>
Isolated ground <sup>A</sup> , Specification grade, TR with Power Indicating LED.	Orange	<b>SNAP2152IGLTR</b>	<b>SNAP2162IGLTR</b>

Note: <sup>A</sup>See section M additional information on isolated ground devices.  
 See page Tech-10 for Tamper-Resistant and LED Power Indicators description.  
 See pages A-46 and A-47 for accessories.  
 See page A-54 for technical information.  
 See section N for wallplates.  
 Consult factory for available Split-Circuit capable SNAPConnect® devices.

### SNAPConnect® Right Angle Pigtailed Connector

Description	Wire Type	General Use Catalog Number	Assembled in USA Catalog Number
Clear right angle terminal with 6 inch leads housing material	Solid	<b>SNAP1RA</b>	<b>SNAP1RNA</b>
	Stranded	<b>SNAP2RA</b>	<b>SNAP2RNA</b>

Note: For Assembled in USA products, must order connector with NA suffix.  
 See page A-54 for technical information.

**Many of these products are Assembled in USA, as indicated, and many are Buy American Compliant. Please contact Hubbell with any certification requirements.**





**15A 125V**  
 NEMA 5-15R  
 UL CSA  
 0.5 HP




**20A 125V**  
 NEMA 5-20R  
 UL CSA  
 1 HP

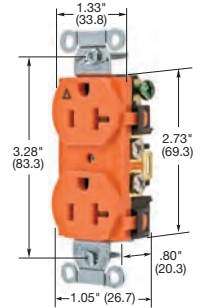
## Hubbell-PRO Heavy Duty Specification Grade Receptacles

### Duplex

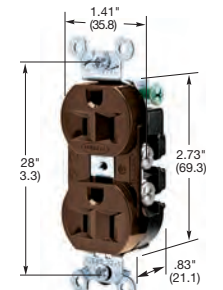
Description	Color	Catalog Number	
Smooth nylon face, duplex, back and side wired.	Almond	<b>5252AAL</b>	<b>5352AAL</b>
	Black	<b>5252ABLK</b>	<b>5352ABLK</b>
	Brown	<b>5252AB</b>	<b>5352AB</b>
	Gray	<b>5252AG</b>	<b>5352AG</b>
	Ivory	<b>5252AI</b>	<b>5352AI</b>
	Light Almond	<b>5252ALA</b>	<b>5352ALA</b>
	Office White	<b>5252AOW</b>	<b>5352AOW</b>
	Red	<b>5252AR</b>	<b>5352AR</b>
	White	<b>5252AW</b>	<b>5352AW</b>
Isolated ground <sup>A</sup> , smooth face, duplex, back and side wired.	Almond	<b>IG5252AL</b>	<b>IG5352AL</b>
	Gray	<b>IG5252GY</b>	<b>IG5352GY</b>
	Ivory	<b>IG5252I</b>	<b>IG5352I</b>
	Light Almond	<b>IG5252LA</b>	<b>IG5352LA</b>
	Orange	<b>IG5252</b>	<b>IG5352</b>
	White	<b>IG5252W</b>	<b>IG5352W</b>
Isolated ground <sup>A</sup> , Tamper-Resistant, smooth face, duplex, back and side wired.	Ivory	<b>IG5252ITR</b>	<b>IG5352ITR</b>
	Orange	<b>IG5252TR</b>	<b>IG5352TR</b>
	White	<b>IG5252WTR</b>	<b>IG5352WTR</b>
Finder groove nylon face, duplex, back and side wired.	Almond	<b>5262AL</b>	<b>5362AL</b>
	Black	<b>5262BLK</b>	<b>5362BLK</b>
	Blue	-	<b>5362BL</b>
	Brown	<b>5262B</b>	<b>5362B</b>
	Gray	<b>5262G</b>	<b>5362G</b>
	Ivory	<b>5262I</b>	<b>5362I</b>
	Light Almond	<b>5262LA</b>	<b>5362LA</b>
	Office White	<b>5262OW</b>	<b>5362OW</b>
	Red	<b>5262R</b>	<b>5362R</b>
Weather Resistant, finder groove nylon face, duplex, back and side wired.	Black	<b>5262BKWR</b>	<b>5362BKWR</b>
	Brown	<b>5262WR</b>	<b>5362WR</b>
	Gray	<b>5262GYWR</b>	<b>5362GYWR</b>
	Ivory	<b>5262IWR</b>	<b>5362IWR</b>
	White	<b>5262WWR</b>	<b>5362WWR</b>
Isolated ground <sup>A</sup> , finder groove face, duplex, back and side wired.	Black	<b>CR5252IGBK</b>	<b>CR5352IGBK</b>
	Blue	-	<b>CR5352IGBL</b>
	Gray	<b>CR5252IGGY</b>	<b>CR5352IGGY</b>
	Ivory	<b>CR5252IGI</b>	<b>CR5352IGI</b>
	Orange	<b>CR5252IG</b>	<b>CR5352IG</b>
	Office White	<b>CR5252IGOW</b>	<b>CR5352IGOW</b>
White	<b>CR5252IGW</b>	<b>CR5352IGW</b>	




**5252AI**



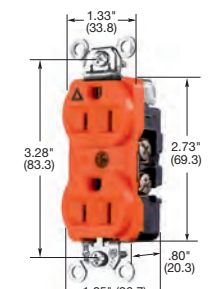
**IG5352**



**5262B**



**5362IWR**



**CR5252IG**

Note: <sup>A</sup>See section M for additional information on isolated ground devices.  
 See page A-46 for accessories.  
 See page A-57 for technical information.  
 See page Tech-10 for Tamper and Weather Resistant descriptions.  
 Horsepower ratings listed above are AC only.  
 See section N for wallplates.

Dimensions in Inches (mm)

## USB Charger Receptacle Tamper-Resistant Duplex

Hubbell's USB Charger Receptacle provides both USB and AC electrical power in a standard single gang electrical opening. Designed to provide more charging options for personal electronics.

### Typical Applications

Ideal for use in renovation, new construction and to add capacity for USB charging. Especially suited for use in hotels, hospitals, schools, offices, homes and more.



Hotels



Healthcare



Schools



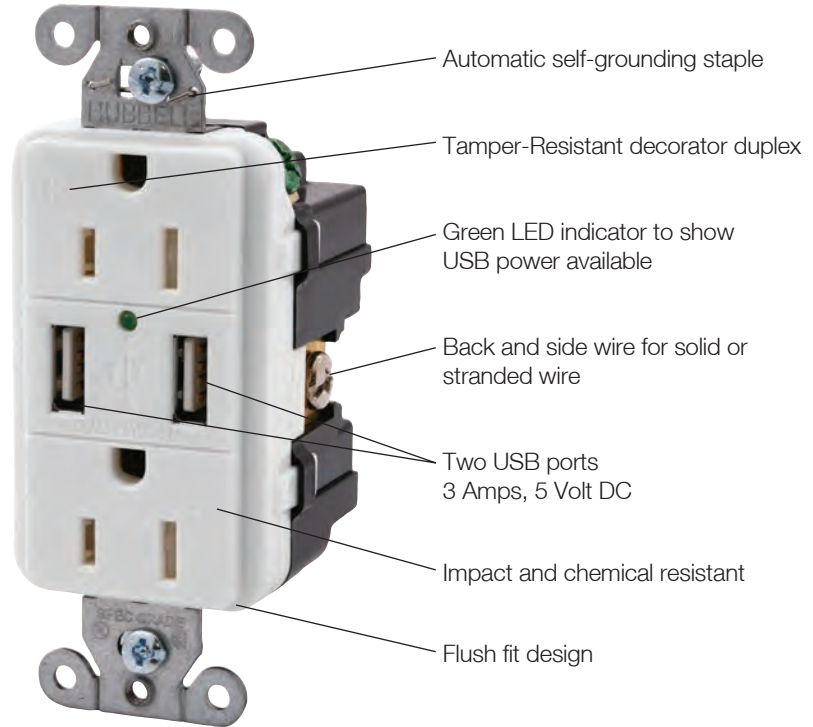
Offices




Residential

Capability to charge wide range of devices including:

- Tablets
  - Smartphones
  - MP3 players
  - Apple® iPad®
  - Apple® iPod®
  - Apple® iPhone®
- 
- Complies with battery charging specification USB BC1.2
  - Compatible with USB 1.1/2.0/3.0 devices, including Apple® products
  - Complies with Part 15 of the FCC rules
  - cULus listed to UL498 and UL1310



**USB15X2W**



**USB15X2W**

Dimensions in Inches (mm)



**15A 125V**  
 NEMA 5-15R  
 UL CSA  
 0.5 HP



**20A 125V**  
 NEMA 5-20R  
 UL CSA  
 1 HP

### USB Charger Receptacles



Description	Color	15A 125V AC	20A 125V AC
USB Charger Tamper-Resistant receptacle, Two USB Type 2.0 ports 3 Amp, 5 Volt DC, 15 or 20 Amp, 125 Volt AC decorator duplex.	Black	<b>USB15X2BK</b>	<b>USB20X2BK</b>
	Brown	<b>USB15X2</b>	<b>USB20X2</b>
	Gray	<b>USB15X2GY</b>	<b>USB20X2GY</b>
	Ivory	<b>USB15X2I</b>	<b>USB20X2I</b>
	Light Almond	<b>USB15X2LA</b>	<b>USB20X2LA</b>
	White	<b>USB15X2W</b>	<b>USB20X2W</b>

Note: See page Tech-10 for Tamper-Resistant descriptions.  
 See page A-8 for Hospital Grade version.  
 See page A-56 for technical information.

Apple, iPad, iPod and iPhone are registered trademarks of Apple, inc.



**BR15I**


- Installation ease
  - Single tab breakoff ears
  - Self-grounding staple
- Durable construction
  - Nylon face and base
- Installation ease
  - Easy access split circuit tab
  - Fork terminal capable
  - Oversized terminal screws
- Sturdy construction
  - Wrap-around galvanized steel straps



**Tamper-Resistant**



**BR15TR**



**DR20I**

- Installation ease
  - Self-grounding staple
- Durable construction
  - Nylon face and base
- Installation ease
  - Easy access split circuit tab
  - Fork terminal capable
- Modern architectural appearance
  - Style Line® decorator face
- Sturdy construction
  - Wrap-around galvanized steel straps



**Tamper-Resistant**




**DR20GRYTR**



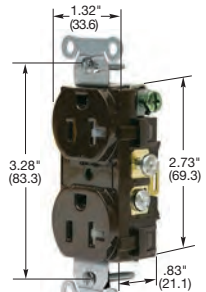
15A 125V  
 NEMA 5-15R  
 UL CSA  
 0.5 HP




20A 125V  
 NEMA 5-20R  
 UL CSA  
 1 HP




**BR15I**



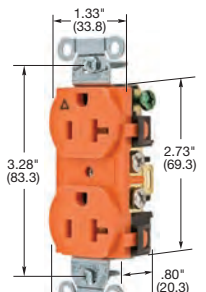
**BR20TR**



**BR15WR**



**BR20WRTR**






**IG20CR**

Dimensions in Inches (mm)

## Commercial Specification Grade Receptacles

### Duplex

Description	Color	Catalog Number		
Smooth nylon face, duplex, back and side wired.	Almond	<b>BR15AL</b>	<b>BR20AL</b>	
	Black	<b>BR15BLK</b>	<b>BR20BLK</b>	
	Blue	<b>BR15BL</b>	<b>BR20BL</b>	
	Brown	<b>BR15</b>	<b>BR20</b>	
	Gray	<b>BR15GRY</b>	<b>BR20GRY</b>	
	Ivory	<b>BR15I</b>	<b>BR20I</b>	
	Light Almond	<b>BR15LA</b>	<b>BR20LA</b>	
	Office White	<b>BR15OW</b>	<b>BR20OW</b>	
	Red	<b>BR15R</b>	<b>BR20R</b>	
	White	<b>BR15WHI</b>	<b>BR20WHI</b>	
	 Tamper-Resistant*, smooth nylon face, duplex, back and side wired.	Almond	<b>BR15ALTR</b>	<b>BR20ALTR</b>
		Black	<b>BR15BLKTR</b>	<b>BR20BLKTR</b>
Blue		<b>BR15BLTR</b>	<b>BR20BLTR</b>	
Brown		<b>BR15TR</b>	<b>BR20TR</b>	
Gray		<b>BR15GRYTR</b>	<b>BR20GRYTR</b>	
Ivory		<b>BR15ITR</b>	<b>BR20ITR</b>	
Light Almond		<b>BR15LATR</b>	<b>BR20LATR</b>	
Red		<b>BR15RTR</b>	<b>BR20RTR</b>	
White		<b>BR15WHITR</b>	<b>BR20WHITR</b>	
 Weather Resistant, smooth nylon face, duplex, back and side wired.		Black	<b>BR15BLKWR</b>	<b>BR20BLKWR</b>
		Brown	<b>BR15WR</b>	<b>BR20WR</b>
		Gray	<b>BR15GRYWR</b>	<b>BR20GRYWR</b>
	Ivory	<b>BR15IWR</b>	<b>BR20IWR</b>	
	Light Almond	<b>BR15LAWR</b>	<b>BR20LAWR</b>	
	White	<b>BR15WHIWR</b>	<b>BR20WHIWR</b>	
 Weather and Tamper-Resistant*, smooth nylon face, duplex, back and side wired.	Black	<b>BR15BLKWRTR</b>	<b>BR20BLKWRTR</b>	
	Brown	<b>BR15WRTR</b>	<b>BR20WRTR</b>	
	Gray	<b>BR15GRYWRTR</b>	<b>BR20GRYWRTR</b>	
	Ivory	<b>BR15IWRTR</b>	<b>BR20IWRTR</b>	
	Light Almond	<b>BR15LAWRTR</b>	<b>BR20LAWRTR</b>	
	White	<b>BR15WHIWRTR</b>	<b>BR20WHIWRTR</b>	
Isolated ground <sup>A</sup> , smooth nylon face, duplex, side wired only.	Almond	<b>IG15CRAL</b>	<b>IG20CRAL</b>	
	Gray	<b>IG15CRGRY</b>	<b>IG20CRGRY</b>	
	Ivory	<b>IG15CRI</b>	<b>IG20CRI</b>	
	Light Almond	<b>IG15CRLA</b>	<b>IG20CRLA</b>	
	Orange	<b>IG15CR</b>	<b>IG20CR</b>	
	White	<b>IG15CRWHI</b>	<b>IG20CRWHI</b>	
Isolated ground <sup>A</sup> , Style Line <sup>®</sup> decorator*, smooth nylon face, duplex, back and side wired.	Almond	<b>IG15DRAL</b>	<b>IG20DRAL</b>	
	Gray	<b>IG15DRGRY</b>	<b>IG20DRGRY</b>	
	Ivory	<b>IG15DRI</b>	<b>IG20DRI</b>	
	Light Almond	<b>IG15DRLA</b>	<b>IG20DRLA</b>	
	Orange	<b>IG15DR</b>	<b>IG20DR</b>	
	White	<b>IG15DRWHI</b>	<b>IG20DRWHI</b>	

Note: <sup>A</sup>See section M for additional information on isolated ground devices.  
 \*Tamper-resistant and IG decorator devices are not Fed. Spec. Listed.  
 See page A-46 for accessories.  
 See page A-59 for technical information.  
 See page Tech-10 for Tamper and Weather Resistant descriptions.  
 See section N for wallplates.



**15A 125V**  
 NEMA 5-15R  
 UL CSA  
 0.5 HP







**20A 125V**  
 NEMA 5-20R  
 UL CSA  
 1 HP

## Commercial Specification Grade Receptacles

### Style Line® Decorator

Description	Color	Catalog Number	
Smooth nylon face, Style Line® decorator, back and side wired.	Almond	<b>DR15AL</b>	<b>DR20AL</b>
	Black	<b>DR15BLK</b>	<b>DR20BLK</b>
	Brown	<b>DR15</b>	<b>DR20</b>
	Gray	<b>DR15GRY</b>	<b>DR20GRY</b>
	Ivory	<b>DR15I</b>	<b>DR20I</b>
	Light Almond	<b>DR15LA</b>	<b>DR20LA</b>
	Red	<b>DR15R</b>	<b>DR20R</b>
White	<b>DR15WHI</b>	<b>DR20WHI</b>	
Tamper-Resistant*, Style Line® decorator, smooth nylon face, back and side wired.	Almond	<b>DR15ALTR</b>	<b>DR20ALTR</b>
	Black	<b>DR15BLKTR</b>	<b>DR20BLKTR</b>
	Brown	<b>DR15TR</b>	<b>DR20TR</b>
	Gray	<b>DR15GRYTR</b>	<b>DR20GRYTR</b>
	Ivory	<b>DR15ITR</b>	<b>DR20ITR</b>
	Light Almond	<b>DR15LATR</b>	<b>DR20LATR</b>
	White	<b>DR15WHITR</b>	<b>DR20WHITR</b>
Weather and Tamper-Resistant*, Style Line® decorator, smooth nylon face, back and side wired.	Black	<b>DR15BLKWRTR</b>	<b>DR20BLKWRTR</b>
	Brown	<b>DR15WRTR</b>	<b>DR20WRTR</b>
	Gray	<b>DR15GRYWRTR</b>	<b>DR20GRYWRTR</b>
	Ivory	<b>DR15IWRTR</b>	<b>DR20IWRTR</b>
	Light Almond	<b>DR15LAWRTR</b>	<b>DR20LAWRTR</b>
	White	<b>DR15WHIWRTR</b>	<b>DR20WHIWRTR</b>
	Pre-wired receptacles, Style Line® decorator, smooth nylon face, back and side wired, self-grounding, 8" solid wire leads.	Black	<b>DR15BLKP1</b>
Brown		<b>DR15P1</b>	<b>DR20P1</b>
Gray		<b>DR15GRYP1</b>	<b>DR20GRYP1</b>
Ivory		<b>DR15IP1</b>	<b>DR20IP1</b>
Light Almond		<b>DR15LAP1</b>	<b>DR20LAP1</b>
White		<b>DR15WHIP1</b>	<b>DR20WHIP1</b>
Pre-wired receptacles, Style Line® decorator, smooth nylon face, back and side wired, self-grounding, 8" stranded wire leads.		Black	<b>DR15BLKP2</b>
	Brown	<b>DR15P2</b>	<b>DR20P2</b>
	Gray	<b>DR15GRYP2</b>	<b>DR20GRYP2</b>
	Ivory	<b>DR15IP2</b>	<b>DR20IP2</b>
	Light Almond	<b>DR15LAP2</b>	<b>DR20LAP2</b>
	White	<b>DR15WHIP2</b>	<b>DR20WHIP2</b>
	Pre-wired receptacles, Tamper-Resistant*, Style Line® decorator, smooth nylon face, back and side wired, self-grounding, 8" solid wire leads.	Black	<b>DR15BLKTRP1</b>
Brown		<b>DR15TRP1</b>	<b>DR20TRP1</b>
Gray		<b>DR15GRYTRP1</b>	<b>DR20GRYTRP1</b>
Ivory		<b>DR15ITRP1</b>	<b>DR20ITRP1</b>
Light Almond		<b>DR15LATRP1</b>	<b>DR20LATRP1</b>
White		<b>DR15WHITRP1</b>	<b>DR20WHITRP1</b>
Pre-wired receptacles, Tamper-Resistant*, Style Line® decorator, smooth nylon face, back and side wired, self-grounding, 8" stranded wire leads.		Black	<b>DR15BLKTRP2</b>
	Brown	<b>DR15TRP2</b>	<b>DR20TRP2</b>
	Gray	<b>DR15GRYTRP2</b>	<b>DR20GRYTRP2</b>
	Ivory	<b>DR15ITRP2</b>	<b>DR20ITRP2</b>
	Light Almond	<b>DR15LATRP2</b>	<b>DR20LATRP2</b>
	White	<b>DR15WHITRP2</b>	<b>DR20WHITRP2</b>

Note: \*Tamper-resistant devices are not Fed. Spec. Listed.  
 See page A-46 for accessories.  
 See pages A-58 and A-59 for technical information.  
 See page Tech-10 for Tamper and Weather Resistant descriptions.  
 See section N for wallplates.



Dimensions in Inches (mm)







**15A 125V**  
 NEMA 5-15R  
 UL CSA  
 0.5 HP



**20A 125V**  
 NEMA 5-20R  
 UL CSA  
 1 HP

## Commercial Specification Grade Receptacles

### Duplex



Tamper-Resistant\*,  
 smooth nylon face, duplex,  
 side wired only.

Finder groove,  
 nylon face, duplex,  
 side wired only.

Pre-wired receptacles,  
 smooth nylon face, duplex,  
 side wired only, self-grounding,  
 8" solid wire leads.

Pre-wired receptacles,  
 smooth nylon face, duplex,  
 side wired only, self-grounding,  
 8" stranded wire leads.



Pre-wired receptacles,  
 Tamper-Resistant\*, smooth nylon face,  
 duplex, side wired only, self-grounding,  
 8" solid wire leads.



Pre-wired receptacles,  
 Tamper-Resistant\*, smooth nylon face,  
 duplex, side wired only, self-grounding,  
 8" stranded wire leads.

*Note: \*Tamper-resistant devices are not Fed. Spec. Listed.  
 See page A-46 for accessories.  
 See pages A-58 and A-59 for technical information.  
 See page Tech-10 for Tamper-Resistant descriptions.  
 See section N for wallplates.*

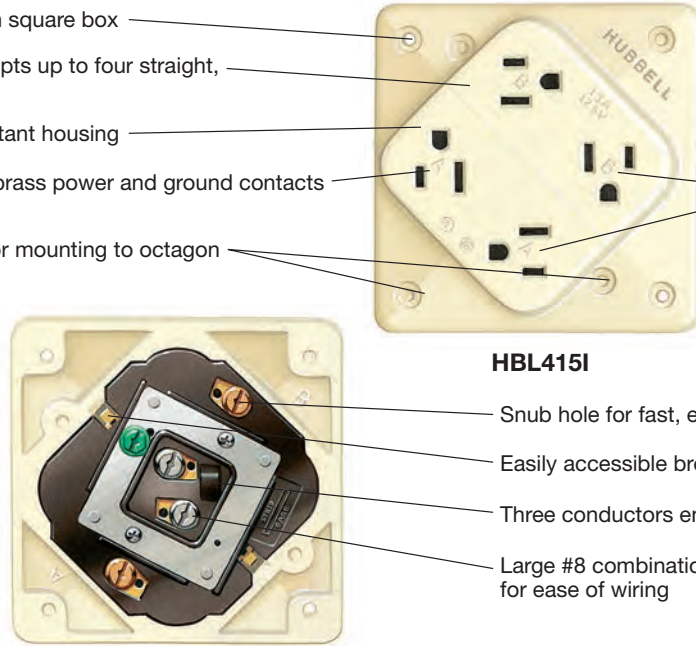
Description	Color	Catalog Number		
Smooth nylon face, duplex, side wired only.	Almond	<b>CR15AL</b>	<b>CR20AL</b>	
	Black	<b>CR15BLK</b>	<b>CR20BLK</b>	
	Brown	<b>CR15</b>	<b>CR20</b>	
	Gray	<b>CR15GRY</b>	<b>CR20GRY</b>	
	Ivory	<b>CR15I</b>	<b>CR20I</b>	
	Light Almond	<b>CR15LA</b>	<b>CR20LA</b>	
	Office White	<b>CR15OW</b>	<b>CR20OW</b>	
	White	<b>CR15WHI</b>	<b>CR20WHI</b>	
	Tamper-Resistant*, smooth nylon face, duplex, side wired only.	Almond	<b>CR15ALTR</b>	<b>CR20ALTR</b>
		Black	<b>CR15BLKTR</b>	<b>CR20BLKTR</b>
Brown		<b>CR15TR</b>	<b>CR20TR</b>	
Gray		<b>CR15GRYTR</b>	<b>CR20GRYTR</b>	
Ivory		<b>CR15ITR</b>	<b>CR20ITR</b>	
Light Almond		<b>CR15LATR</b>	<b>CR20LATR</b>	
White		<b>CR15WHITR</b>	<b>CR20WHITR</b>	
Finder groove, nylon face, duplex, side wired only.		Almond	<b>CRF15AL</b>	<b>CRF20AL</b>
		Black	<b>CRF15BLK</b>	<b>CRF20BLK</b>
		Brown	<b>CRF15</b>	<b>CRF20</b>
	Gray	<b>CRF15GRY</b>	<b>CRF20GRY</b>	
	Ivory	<b>CRF15I</b>	<b>CRF20I</b>	
	Light Almond	<b>CRF15LA</b>	<b>CRF20LA</b>	
	Office White	<b>CRF15OW</b>	<b>CRF20OW</b>	
	White	<b>CRF15WHI</b>	<b>CRF20WHI</b>	
	Pre-wired receptacles, smooth nylon face, duplex, side wired only, self-grounding, 8" solid wire leads.	Black	<b>CR15BLKP1</b>	<b>CR20BLKP1</b>
		Brown	<b>CR15P1</b>	<b>CR20P1</b>
Gray		<b>CR15GRYP1</b>	<b>CR20GRYP1</b>	
Ivory		<b>CR15IP1</b>	<b>CR20IP1</b>	
Light Almond		<b>CR15LAP1</b>	<b>CR20LAP1</b>	
Pre-wired receptacles, smooth nylon face, duplex, side wired only, self-grounding, 8" stranded wire leads.	Black	<b>CR15BLKP2</b>	<b>CR20BLKP2</b>	
	Brown	<b>CR15P2</b>	<b>CR20P2</b>	
	Gray	<b>CR15GRYP2</b>	<b>CR20GRYP2</b>	
	Ivory	<b>CR15IP2</b>	<b>CR20IP2</b>	
	Light Almond	<b>CR15LAP2</b>	<b>CR20LAP2</b>	
Pre-wired receptacles, Tamper-Resistant*, smooth nylon face, duplex, side wired only, self-grounding, 8" solid wire leads.	Black	<b>CR15BLKTRP1</b>	<b>CR20BLKTRP1</b>	
	Brown	<b>CR15TRP1</b>	<b>CR20TRP1</b>	
	Gray	<b>CR15GRYTRP1</b>	<b>CR20GRYTRP1</b>	
	Ivory	<b>CR15ITRP1</b>	<b>CR20ITRP1</b>	
	Light Almond	<b>CR15LATRP1</b>	<b>CR20LATRP1</b>	
Pre-wired receptacles, Tamper-Resistant*, smooth nylon face, duplex, side wired only, self-grounding, 8" stranded wire leads.	Black	<b>CR15WHITRP1</b>	<b>CR20WHITRP1</b>	
	Black	<b>CR15BLKTRP2</b>	<b>CR20BLKTRP2</b>	
	Brown	<b>CR15TRP2</b>	<b>CR20TRP2</b>	
	Gray	<b>CR15GRYTRP2</b>	<b>CR20GRYTRP2</b>	
	Ivory	<b>CR15ITRP2</b>	<b>CR20ITRP2</b>	
Pre-wired receptacles, Tamper-Resistant*, smooth nylon face, duplex, side wired only, self-grounding, 8" stranded wire leads.	Light Almond	<b>CR15LATRP2</b>	<b>CR20LATRP2</b>	
	White	<b>CR15WHITRP2</b>	<b>CR20WHITRP2</b>	

Dimensions in Inches (mm)

### Four-in-One Receptacle

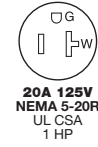

4-PLEX is a perfect solution for outlet scarce locations. This receptacle can be mounted on a single or 2-gang flush outlet box or on a non-metallic portable box for temporary power applications. If mounted on a 4-inch square box, this product complies with NEC® Article 406.4 (B). Available in industrial grade, hospital grade, isolated ground and surge protected versions. Accessories include mounting plates and portable outlet boxes.

- Mounts directly to 4-inch square box
- Unique face design accepts up to four straight, angle or molded plugs
- Heavy duty, impact resistant housing
- Heavy duty, triple wipe, brass power and ground contacts
- Removable knockouts for mounting to octagon concrete ring or box
- "A" and "B" circuit identification molded into face



**HBL415I**

- Snub hole for fast, easy terminations
- Easily accessible break-off tabs for split circuit wiring
- Three conductors energize all four outlets
- Large #8 combination Robertson head terminal screws for ease of wiring



### 4-PLEX® Receptacles

#### Over Size Robertson/Slotted Head Terminal Screws

Description	Color	Catalog Number	
Specification grade.	Black	<b>HBL415BK</b>	<b>HBL420BK</b>
	Brown	<b>HBL415</b>	<b>HBL420</b>
	Gray	<b>HBL415GY</b>	<b>HBL420GY</b>
	Ivory	<b>HBL415I</b>	<b>HBL420I</b>
	White	<b>HBL415W</b>	<b>HBL420W</b>
Isolated ground <sup>A</sup> .	Orange	<b>IG415</b>	<b>IG420</b>
Surge suppression.	Blue	<b>HBL415S</b>	<b>HBL420S</b>
	Ivory	<b>HBL415IS</b>	<b>HBL420IS</b>

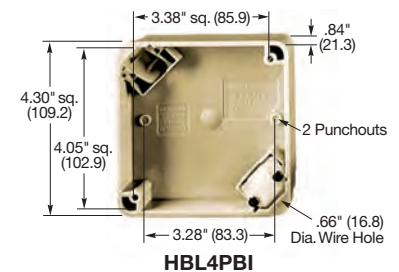


Note: <sup>A</sup>See section M for additional information on isolated ground devices.  
 Horsepower ratings are AC only.  
 See page A-60 for technical information.  
 4-PLEX Receptacles are of a non-metallic design. Product is supplied with isolated ground symbol stickers.  
 Apply if needed. Mounts to 4-inch square box.

### Accessories

Description	Color	Catalog Number
4-PLEX Adapter Plates for 1- and 2-gang.	Blue	<b>HBL4APBL</b>
	Brown	<b>HBL4AP</b>
	Gray	<b>HBL4APGY</b>
	Ivory	<b>HBL4API</b>
	Orange	<b>HBL4APO</b>
	Red	<b>HBL4APR</b>
4-PLEX Portable Box, 4 in. (101.6) square box with cord grip. Accepts up to .66 in. (16.8) diameter cord.	Black	<b>HBL4PBBK</b>
	Brown	<b>HBL4PB</b>
	Ivory	<b>HBL4PBI</b>

Note: 4-PLEX Box is not UL listed or CSA Certified. UL listing does not apply when 4-PLEX Receptacle is used with 4-PLEX Box in extension cord application. Supplied with one cord clamp.

NEC® is a registered trademark of the National Fire Protection Association (NFPA).



Dimensions in Inches (mm)

# Straight Blade Devices

## Pre-Fabricated Building Wiring System

Features and Benefits

### Pre-Fab Systems Allow You To Save Time and Money, Completing the Job Quicker and Exceed Schedule

- Provide Reduced Construction Schedules
- Ensure Consistent Quality
- Compliance with Code Requirements
- Speeds Installation

#### A Variety of Pre-Fab Solutions are Available:

1. Complete Turn key Pre-Fab System
2. Pre-Assembled Boxes and Brackets
3. Specialized Mounting Brackets and Hangers

#### Complete Pre-Fab System Steps:

1. Mail or E-mail Drawings
2. Complete Take Offs and Quotation Prepared
3. Proposal with Comparison to Traditional Methods is Submitted
4. Detail Documentation and Technical Support Provided

Note: For more information please contact Technical Services (475) 882-4820.



### When Product Arrives


#### ✓ Clearly Marked Skids

- By floor or area to customer specifications.



#### ✓ Boxes Labeled

- With job name, building number, room number.



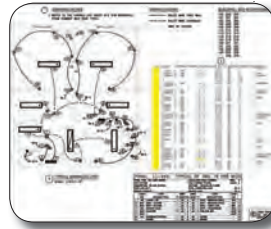
#### ✓ Numbered Assemblies

- Labeled to match installation drawings.




#### ✓ Installation Drawings

- Detailed layout with specified locations.



#### ✓ Field Installation Support




#### ✓ Qualified Savings

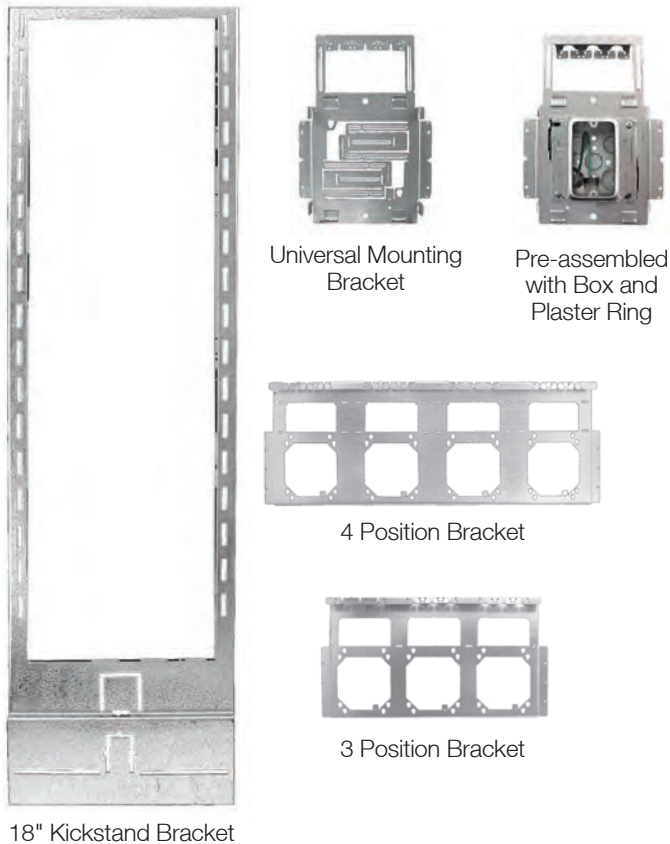
- Demonstrate high light savings
- Cost comparison to traditional wiring




**Box Assembly - With Universal Mounting Bracket Features**



**Mounting Frames**



**Support Brackets and Hangers**



**Deck Hangers**



# Straight Blade Devices

## Insulgrip® and Valise® 15 and 20 Ampere Plugs and Connectors

Features and Benefits

Individually molded face for each blade configuration keeps debris out of plug interior


Roomy wiring chamber provides ample space for wiring

Individual wiring terminals completely enclosed in their own separate chambers

Powerful, offsetting cord grips clamp on individual conductors and outer cord jacket to prevent strain on terminals

Ribbed nylon housing is impact and chemical resistant

Beveled housing prevents snagging when dragged across uneven surfaces



**HBL5266C**



Integral VARI-SIZE® insert adjusts to a wide range of cord sizes: .23 to .72 inch (5.8 to 18.3).



Multiple drive screws provide screwdriver versatility. Pocketed recess for cord grip screws deter slippage of the screwdriver..



Catalog number is visible on the device while in use for easy identification.



VARI-SIZE® pointer set to "smaller than gauge" position. Cord diameter range is .23 to .36 inch (5.8 to 9.0). Accepts slotted and Phillips head drivers.



Powerful offsetting cord grips clamp on individual conductors and outer cord jacket to prevent strain on terminations.



Transparent angled wiring entrance holes permit "straight in" conductor insertion

## Valise® Plug

Eight specially designed load bearing locking lugs insure a positive fit as the blade holder and sides are closed

Unique patented clamp type terminals provide a superior electrical connection by "bundling" the conductor strands when clamps are tightened


Powerful cord grips prevent conductor slippage and strain on wiring terminals

Nylon webs are provided to make wiring quick and easy by joining the three sections together during assembly

Removable cord inserts. Device accommodates a wide range of cord sizes, .220" -.660" (5.6-16.8)

Totally insulated impact and crush resistant nylon body

Two captive multiple drive assembly screws



**HBL5969VY**

**Watertight Plug**


Multiple drive "U-Drive" fast lead body assembly screws

Neoprene bushing keeps water and dust out

Color coded Kellems GOTCHA® rings provide increased cord retention

Thermoplastic elastomer housing resists weathering caused by ultraviolet rays and ozone better than rubber; Also oil and chemical resistant

Three separate transparent wiring chambers allow for visual inspection




**Watertight Connector Body**

Closure plug seals connector body when disconnected from plug

Integral weatherproofing shroud seals connection between plug and connector

Pretensioned "bypass" design female contacts for abuse resistance and reliability

Nylon compression nut keeps water and dust from getting into the body around the cord




**Dust Tight Plug**

Thermoplastic elastomer housing

Powerful nylon cord grip prevents strain on terminals

Dust and moisture seal keeps out liquids, metal filings and other foreign materials


Multiple drive "U-Drive" fast lead body assembly screws




**IP20**  
SUITABILITY

15A 125V  
NEMA 5-15P  
UL CSA


20A 125V  
NEMA 5-20P  
UL CSA



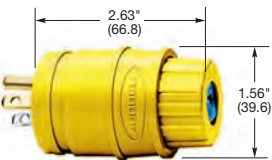
**HBL5266C**




**HBL5266CA**




**HBL1447**



**HBL14W47**



**HBL5965VY**



**HBL5966VBLK**

## Plugs

### Insulgrip®

Description	Cord Diameter	Catalog Number	
Black and white nylon.	.230"-.720" (5.8-18.3)	<b>HBL5266C</b>	<b>HBL5366C</b>
Blue and white nylon.	.230"-.720" (5.8-18.3)	<b>HBL5266CBL</b>	-
Black nylon extra large cord clamp.	.360"-.720" (9.1-18.3)	<b>HBL5266EBK</b>	<b>HBL5366EBK</b>
Corrosion resistant yellow nylon.	.230"-.720" (5.8-18.3)	<b>HBL52CM66C</b>	<b>HBL53CM66C</b>
8-position angle plug, black and white nylon.	.325"-.655" (8.3-16.6)	<b>HBL5266CA</b>	<b>HBL5366CA</b>
8-position angle plug, transparent enclosure.	.325"-.655" (8.3-16.6)	<b>HBL5266CAT</b>	-
Anchor lock, black and white nylon.	.230"-.720" (5.8-18.3)	<b>HBL5280C*</b>	-
Anchor lock, corrosion resistant yellow nylon.	.230"-.720" (5.8-18.3)	<b>HBL52CM80C*</b>	-
Finger grip, black neoprene, combination screws. CSA only.	.312"-.468" (7.9-11.9)	<b>HBL5921</b>	-
Fusible, black vinyl housing, slotted screws. CSA only.	.296"-.625" (7.5-15.9)	<b>HBL5299</b>	-

## IP20 and IP55

SUITABILITY

### Elastogrip®

Description	Cord Diameter	Catalog Number	
Yellow elastomer, dust tight.	.300"-.655" (7.6-16.6)	<b>HBL1447</b>	<b>HBL1433</b>
Yellow elastomer, watertight.	.300"-.655" (7.6-16.6)	<b>HBL14W47**</b>	<b>HBL14W33**</b>

**IP20**  
SUITABILITY

### Valise®

Description	Cord Diameter	Catalog Number	
Yellow nylon.	.220"-.660" (5.6-16.8)	<b>HBL5965VY</b>	<b>HBL5364VY</b>
Black nylon.	.220"-.660" (5.6-16.8)	<b>HBL5965VBLK</b>	<b>HBL5364VBLK</b>
Gray nylon.	.220"-.660" (5.6-16.8)	<b>HBL5965VGY</b>	-
Orange nylon, sold in bulk pack of 50.	.220"-.660" (5.6-16.8)	<b>HBL515PVO</b>	-
Insulation displacement terminals, black nylon.	.230"-.360" (5.8-9.1)	<b>HBL5966VBLK</b>	-
Insulation displacement terminals, yellow nylon.	.230"-.360" (5.8-9.1)	<b>HBL5966VY</b>	-

Note: \*UL Component Listed only. Not for general use applications.

\*\*Watertight plugs IP55 suitability when installed and used properly with mating Elastogrip watertight connector bodies.  
 Horsepower ratings listed are AC only.  
 See page A-47 for accessories.

Dimensions in Inches (mm)




**IP20**  
SUITABILITY

**Connector Bodies**

**Insulgrip®**

Description	Cord Diameter	Catalog Number	
Black and white nylon.	.230"-.720" (5.8-18.3)	<b>HBL5269C</b>	<b>HBL5369C</b>
Blue and white nylon.	.230"-.720" (5.8-18.3)	<b>HBL5269CBL</b>	-
Black nylon extra large cord clamp.	.360"-.720" (9.1-18.3)	<b>HBL5269EBK</b>	<b>HBL5369EBK</b>
Corrosion resistant yellow nylon.	.230"-.720" (5.8-18.3)	<b>HBL52CM69C</b>	<b>HBL53CM69C</b>

Note: See page A-47 for accessories.



**IP20 and IP55**  
SUITABILITY

**Elastogrip®**

Description	Cord Diameter	Catalog Number	
Yellow elastomer, dust tight.	.300"-.655" (7.6-16.6)	<b>HBL1547</b>	<b>HBL1533</b>
Yellow elastomer, watertight.	.300"-.655" (7.6-16.6)	<b>HBL15W47*</b>	<b>HBL15W33*</b>




**IP20**  
SUITABILITY

**Valise®**

Description	Cord Diameter	Catalog Number	
Yellow nylon.	.220"-.660" (5.6-16.8)	<b>HBL5969VY</b>	<b>HBL5369VY</b>
Black nylon.	.220"-.660" (5.6-16.8)	<b>HBL5969VBLK</b>	<b>HBL5369VBK</b>
Gray nylon.	.220"-.660" (5.6-16.8)	<b>HBL5969VGY</b>	-
Orange nylon, sold in bulk pack of 50.	.220"-.660" (5.6-16.8)	<b>HBL515CVO</b>	-
Insulation displacement terminals, black nylon.	.230"-.360" (5.8-9.1)	<b>HBL5963VBK</b>	-
Insulation displacement terminals, yellow nylon.	.230"-.360" (5.8-9.1)	<b>HBL5963VY</b>	-

Note: \*Watertight connectors IP55 suitability when closure plug inserted or when installed and used properly with mating Elastogrip watertight plug. Connector bodies are not HP rated. See page A-47 for accessories.



For quick visual identification of circuits or configurations.


**Colored Cord Clamps\***

Description	Color	Catalog Number
For use with 15A and 20A, 2 pole/3 wire, insulgrip plugs and connectors with cord diameter range of .230"-.720" (5.8-18.3) only.	Blue	<b>HBLCORDCLAMPBL</b>
	Green	<b>HBLCORDCLAMPGN</b>
	Orange	<b>HBLCORDCLAMPOR</b>
	Purple	<b>HBLCORDCLAMPPP</b>
	Red	<b>HBLCORDCLAMP RP</b>
	Yellow	<b>HBLCORDCLAMPY</b>

Note: \*Clamp only. Contains no screws. Order in increments of 10. Not UL Listed or CSA Certified.



Dimensions in Inches (mm)

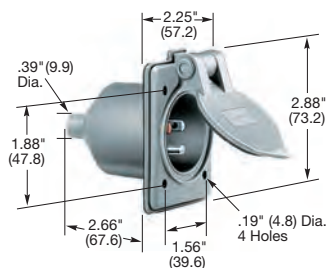


**HBL5278C**

## Flanged Inlets

Description	Catalog Number	
Nylon casing, back wired.	<b>HBL5278C</b>	<b>HBL5378C</b>
Weatherproof, gray, with lift cover and multiple drive screws.	<b>HBL61CM64</b>	-
Weatherproof, black, with lift cover and boot, multiple drive screws.	<b>HBL61CM64BK</b>	-
Stainless steel flange, phenolic body, miniature style, for molded on connectors only, multiple drive screws.	<b>HBL5240*</b>	-

*Note: \*Specially designed to accept "molded-on" connector bodies. Catalog number HBL5240 will not accept re-wireable size connector bodies listed in this catalog or molded connectors having a "rejection obstruction" as required by Underwriters Laboratories Inc. standard #817 cord sets and power supply cords" effective 7/1/81. See pages A-46 and A-47 for accessories.*



**HBL61CM64**




**HBL5279C**

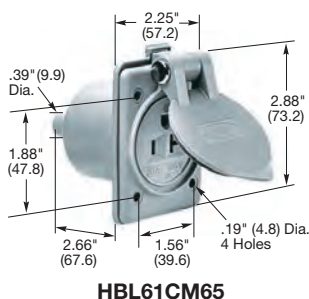
## Flanged Receptacles

Description	Catalog Number	
Nylon casing, back wired.	<b>HBL5279C</b>	<b>HBL5379C</b>
Stainless steel flange, phenolic body, covered terminals, multiple drive screws.	<b>HBL5279</b>	-
Stainless steel flange, brown phenolic (mounting screws packed separately).	<b>HBL5256</b>	-
Weatherproof, gray nylon, with lift cover and boot, multiple drive screws.	-	<b>HBL61CM65**</b>

*Note: \*\*Not CSA Certified. See pages A-46 and A-47 for accessories.*



**HBL5256**



**HBL61CM65**

Dimensions in Inches (mm)



**15A 250V**  
**NEMA 6-15R**  
 UL CSA  
 1.5 HP




**20A 250V**  
**NEMA 6-20R**  
 UL CSA  
 2 HP

## Receptacles


### HBL® Extra Heavy Duty, Specification Grade, Duplex

Description	Color	Catalog Number	
Flush, nylon face, back and side wired, multiple drive screws.	Black	-	<b>HBL5462BK</b>
	Brown	<b>HBL5662</b>	<b>HBL5462</b>
	Gray	-	<b>HBL5462GY</b>
	Ivory	<b>HBL5662I</b>	<b>HBL5462I</b>
	Red	-	<b>HBL5462R</b>
Isolated ground <sup>A</sup> .	Orange	<b>IG5662</b>	<b>IG5462</b>



### HBL® Extra Heavy Duty, Specification Grade, Single

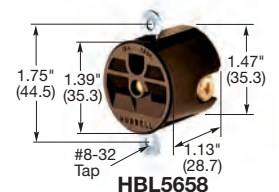

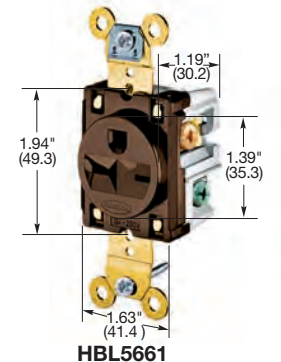
Description	Color	Catalog Number	
Flush, nylon face, back and side wired.	Brown	<b>HBL5661</b>	<b>HBL5461</b>
	Gray	-	<b>HBL5461GY</b>
	Ivory	<b>HBL5661I</b>	<b>HBL5461I</b>
	Red	-	<b>HBL5461R</b>
	White	-	<b>HBL5461W</b>
Isolated ground <sup>A</sup> .	Orange	<b>IG5661</b>	<b>IG5461</b>
Panel mount 1.94 in. (49.3) centers.	Brown	<b>HBL5684</b>	-
Ring terminal connection.	Brown	<b>HBL5661RT</b>	-



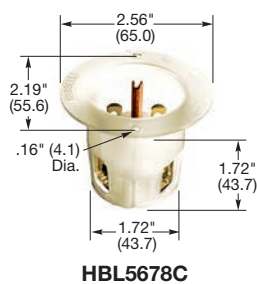

### HBL® Extra Heavy Duty, Specification Grade Duplex and Single Panel Mount

Description	Color	Catalog Number	
Flush, nylon duplex face, side wired only.	Brown	<b>HBL5652</b>	-
	Ivory	<b>HBL5652I</b>	-
Panel mount 1.75 in. (44.5) centers.	Brown	<b>HBL5658</b>	-

Note: <sup>A</sup>See section M for additional information on isolated ground devices.  
 HP ratings are AC only.  
 See page A-46 for accessories.



Dimensions in Inches (mm)



Dimensions in Inches (mm)

## Plugs

Description	Cord Diameter	Catalog Number	
Insulgrip® Plug, black and white nylon.	.230"-.720" (5.8-18.3)	<b>HBL5666C</b>	<b>HBL5466C</b>
Insulgrip® Plug, corrosion resistant, yellow nylon.	.230"-.720" (5.8-18.3)	<b>HBL56CM66C</b>	<b>HBL54CM66C</b>
8-Position Insulgrip® Angle Plug, black and white nylon.	.325"-.655" (8.3-16.6)	<b>HBL5666CA</b>	<b>HBL5466CA</b>
Valise® Plug, yellow nylon.	.220"-.660" (5.6-16.8)	<b>HBL5666VY</b>	<b>HBL5464VY</b>

Note: See page A-47 for accessories.



**15A 250V**  
**NEMA 6-15P**  
 UL CSA  
 1.5 HP



**20A 250V**  
**NEMA 6-20P**  
 UL CSA  
 2 HP

## Insulgrip® Flanged Inlets

Description	Catalog Number	
Nylon casing, back wired.	<b>HBL5678C</b>	<b>HBL5478C</b>

Note: Flanged inlets are not HP rated.  
 See page A-47 for accessories.



**15A 250V**  
**NEMA 6-15P**  
 UL CSA



**20A 250V**  
**NEMA 6-20P**  
 UL CSA

For quick visual identification of circuits or configurations.

## Colored Cord Clamps\*

Description	Color	Catalog Number
For use with 15A and 20A, 2 pole/3 wire, insulgrip plugs and connectors with cord diameter range of .230"-.720" (5.8-18.3) only.	Blue	<b>HBLCORDCLAMPBL</b>
	Green	<b>HBLCORDCLAMPGN</b>
	Orange	<b>HBLCORDCLAMPOR</b>
	Purple	<b>HBLCORDCLAMPP</b>
	Red	<b>HBLCORDCLAMPR</b>
	Yellow	<b>HBLCORDCLAMPY</b>

Note: \*Clamp only. Contains no screws. Order in increments of 10. Not UL Listed or CSA Certified.





**15A 250V**  
 NEMA 6-15R  
 UL CSA




**20A 250V**  
 NEMA 6-20R  
 UL Listed


## Connector Bodies

Description	Cord Diameter	Catalog Number	
Insulgrip® Connector Body, black and white nylon, multiple drive screws.	.230"-.720" (5.8-18.3)	<b>HBL5669C</b>	<b>HBL5469C</b>
Valise® Connector Body, yellow nylon.	.220"-.660" (5.6-16.8)	<b>HBL5669VY</b>	<b>HBL5469VY</b>

Note: See page A-47 for accessories.



**HBL5669C**



**HBL5669VY**

## Flanged Receptacles

Description	Catalog Number	
Nylon casing, multiple drive screws.	<b>HBL5679C</b>	<b>HBL5479C</b>
Stainless steel flange, brown phenolic housing (mounting screws packaged separately).	<b>HBL5656</b>	-

Note: Connector bodies are not HP rated.  
 See pages A-46 and A-47 for accessories.



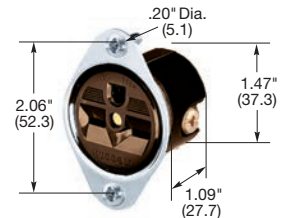
**15A 250V**  
 NEMA 6-15R  
 UL CSA



**20A 250V**  
 NEMA 6-20R  
 UL Listed



**HBL5679C**



**HBL5656**

For quick visual identification of circuits or configurations.

## Colored Cord Clamps\*

Description	Color	Catalog Number
For use with 15A and 20A, 2 pole/3 wire, insulgrip plugs and connectors with cord diameter range of .230"-.720" (5.8-18.3) only.	Blue	<b>HBLCORDCLAMPBL</b>
	Green	<b>HBLCORDCLAMPGN</b>
	Orange	<b>HBLCORDCLAMPOR</b>
	Purple	<b>HBLCORDCLAMPPP</b>
	Red	<b>HBLCORDCLAMP RP</b>
	Yellow	<b>HBLCORDCLAMPY</b>

Note: \*Clamp only. Contains no screws. Order in increments of 10. Not UL Listed or CSA Certified.



Dimensions in Inches (mm)



**15A, 125V,  
2 Pole, 2 Wire Non-Grounding,  
Valise® Plugs**

**IP20**  
SUITABILITY



**15A 125V  
NEMA 1-15R  
UL CSA  
0.5 HP**



**15A 125V  
NEMA 1-15P  
UL CSA  
0.5 HP**




**HBL5865VY**

Description	Cord Diameter	Catalog Number
Yellow nylon, non-polarized.	.218"-.385" (5.5-9.8)	-
Yellow nylon, polarized.	.218"-.385" (5.5-9.8)	-
Black nylon, polarized.	Type 17/2 "SVT" cord	-

**Valise® Connector Bodies**

Description	Cord Diameter	Catalog Number
Yellow nylon.	.218"-.385" (5.5-9.8)	<b>HBL5869VY</b>



**HBL5869VY**




**15A, 277V AC,  
2 Pole, 3 Wire Grounding,  
Plugs**



**15A 277V AC  
NEMA 7-15R  
UL CSA  
2 HP**



**15A 277V AC  
NEMA 7-15P  
2 HP**



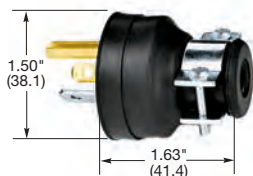
**HBL5302**

Description	Cord Diameter	Catalog Number
Finger grip, black elastomer.	.312"-.468" (7.9-11.9)	-

**Receptacles and Connector Bodies**

Description	Cord Diameter	Catalog Number
Receptacle, flush duplex, brown, back and side wired.	-	<b>HBL5302</b>
Connector Body, phenolic and steel body.	.296"-.625" (7.5-15.9)	<b>HBL5324</b>

Note: \*Not UL Listed.  
Horsepower ratings are AC only.  
See pages A-46 and A-47 for accessories.



**HBL5929**



**20A, 250V,  
2 Pole, 2 Wire Non-Grounding,  
Valise® Plugs**

**IP20**  
SUITABILITY



**20A 250V  
NEMA 2-20R  
UL Listed  
2 HP**



**20A 250V  
NEMA 2-20P  
UL Listed  
2 HP**




**HBL9758VY**

Description	Cord Diameter	Catalog Number
Yellow nylon.	.220"-.660" (5.6-16.8)	-

**Receptacle, Single**

Description	Catalog Number
Black phenolic.	<b>HBL5552B</b>

Note: Horsepower ratings are AC only and apply to plugs and receptacles only.  
See pages A-46 and A-47 for accessories.



**HBL5552B**

Dimensions in Inches (mm)

# Straight Blade Devices

## 20 Ampere, 125/250 Volts, 3Ø 250 Volts AC and 3ØY 120/208V AC

3 Pole, 3 Wire Non-Grounding; 3 Pole, 4 Wire Grounding; 4 Pole 4 Wire Non-Grounding



### 20A, 125/250V, 3 Pole, 3 Wire Non-Grounding, Receptacles and Plugs

**IP20**  
SUITABILITY



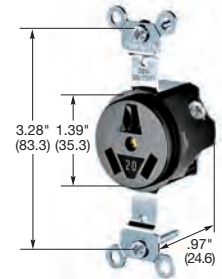
20A 125V/250V  
NEMA 10-20R  
UL Listed  
2(1) HP



20A 125V/250V  
NEMA 10-20P  
UL Listed  
2(1) HP

Description	Cord Diameter	Catalog Number
Receptacle, black phenolic.	-	<b>HBL6810</b>
Plug, Insulgrip®, nylon.	.385"-.780" (9.8-19.8)	- <b>HBL9977C</b>

Note: Horsepower ratings listed above are AC only.  
Horsepower ratings not in parentheses are phase to phase (208 to 240V AC).  
Those in parentheses are phase to neutral (120V AC).  
See pages A-46 and A-47 for accessories.



**HBL6810**



### 20A, 125/250V, 3 Pole, 4 Wire Grounding, Receptacles and Plugs

**IP20**  
SUITABILITY




20A 125V/250V  
NEMA 14-20R  
UL CSA  
2(1) HP




20A 125V/250V  
NEMA 14-20P  
UL CSA  
2(1) HP

Description	Cord Diameter	Catalog Number
Receptacle, black nylon body, back and side wired.	-	<b>HBL8410</b>
Plug, nylon, angle 4-position.	.390"-.775" (9.9-19.7)	- <b>HBL8411C</b>

Note: See pages A-46 and A-47 for accessories.



**HBL9977C**



**HBL8410**



### 20A, 3Ø 250V AC, 3 Pole, 4 Wire Grounding, Receptacles and Plugs

**IP20**  
SUITABILITY




20A 3Ø 250V AC  
NEMA 15-20R  
UL CSA  
3 HP



20A 3Ø 250V AC  
NEMA 15-20P  
UL CSA  
3 HP

Description	Cord Diameter	Catalog Number
Receptacle, black nylon body, back and side wired.	-	<b>HBL8420</b>
Plug, nylon, angle 4-position.	.390"-.775" (9.9-19.7)	- <b>HBL8421C</b>

Note: Horsepower ratings listed above are AC only.  
Horsepower ratings not in parentheses are phase to phase (208 to 240V AC).  
Horsepower ratings in parentheses are phase to neutral (120V AC).  
See pages A-46 and A-47 for accessories.



**HBL8411C**



### 20A, 3ØY 120/208V AC, 4 Pole, 4 Wire Non-Grounding, Receptacles and Plugs

**IP20**  
SUITABILITY



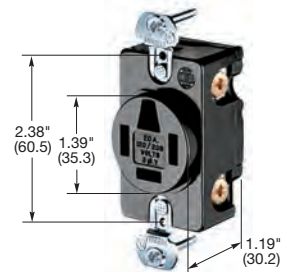
20A 3ØY 120/208V AC  
NEMA 18-20R  
UL Listed  
2 HP




20A 3ØY 120/208V AC  
NEMA 18-20P  
UL Listed  
2 HP

Description	Cord Diameter	Catalog Number
Receptacle, black nylon body.	-	<b>HBL7250</b>
Plug, nylon, angle, 4-position.	.390"-.775" (9.9-19.7)	- <b>HBL7251C</b>

Note: Horsepower ratings are phase to phase (208 to 240V AC).  
Weatherproof boots for plugs not available.  
See pages A-46 and A-47 for accessories.




**HBL7250**



**HBL7251C**

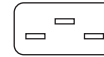
Dimensions in Inches (mm)



**H320R**



**Receptacle IEC 320 Compatible**



Description	Catalog Number
20/16A 250V AC IEC straight blade.	<b>H320R</b>
For Ring Terminal connection.	<b>H320RRT*</b>

Note: \*Not UL Listed.



**H320C**




**IP20**  
SUITABILITY

**Connector**



Description	Catalog Number
20/16A 250V AC IEC straight blade.	<b>H320C</b>



**H320P**




**IP20**  
SUITABILITY

**Plug IEC 320 Compatible**



Description	Catalog Number
20/16A 250V AC IEC straight blade.	<b>H320P</b>



**H320B**




**Inlets**



Description	Catalog Number
20/16A 250V AC IEC straight blade.	<b>H320B</b>
20/16A 250V AC IEC straight blade with retention clamp.	<b>H320BL</b>

Note: See page A-63 for technical information.



**H320BL**

Dimensions in Inches (mm)

# Straight Blade Devices

## 15 and 20 Ampere, 125 Volts

2 Pole, 3 Wire Grounding




### Acceptor® Hazardous Location Receptacles



**20A 125V**  
NEMA 5-20R  
UL CSA  
1 HP

Description	Catalog Number
Explosion and dust ignition proof. Class I, Div. 1 & 2, Groups C, D Class II, Div. 1 & 2, Groups F, G Class III NEMA® 3, 7 B C D, 9 F G	<b>UGRO20231</b> <b>UGRA20231*</b>

Note: \*UGRA version includes an adapter plate for mounting to Crouse-Hinds® EDS series and Appleton® EFD series back boxes.  
UL Listed for Class 1, Div. 2, Groups B, C, D.



**UGRO20231**



### Acceptor® Hazardous Location Plugs

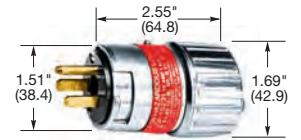


**15A 125V**  
NEMA 5-15P  
UL CSA



**20A 125V**  
NEMA 5-20P  
UL CSA

Description	Catalog Number	Catalog Number
Explosion and dust ignition proof. Class I, Div. 1 & 2, Groups B, C, D Class II, Div. 1 & 2, Groups E, F, G Class III NEMA® 3, 7 B C D, 9 F G	<b>UGP15231</b>	<b>UGP20231</b>




**UGP15231**


### SWB Series Boxes

Hub Size	1-Gang Dead End	1-Gang Feed Thru
½ in. NPT	<b>SWB1</b>	<b>SWB4</b>
¾ in. NPT	<b>SWB2</b>	<b>SWB5</b>
Class I, Div. 1 & 2, Groups C, D Class II, Div. 1 & 2, Groups E, F, G Class III NEMA® 7 C D, 9 E F G		

Note: SWB series boxes will only accommodate Acceptor Series receptacles, not standard weatherproof covers.



**SWB1**



**SWB5**

# Straight Blade Devices

## Heavy Duty Insulgrip® Plugs and Receptacles

30, 50, 60 Amp

Heavy duty cable grips handle a wide range of cable sizes to prevent conductor movement that can cause strain on the terminals

Neoprene dust shields fit a variety of cable diameters to provide a reliable seal to keep dust out

Reinforced thermoplastic polyester provides high impact and heat resistance

Supertough nylon housing provides high impact resistance

Gripping ribs provide secure gripping area

**HBL9431C**

Captive Allen head terminal screws are user-ready

Catalog number, NEMA number, ratings and certifications molded in face



One piece design power and ground contacts provide low operating temperatures

Plated steel mounting plate provides corrosion resistance; Unit mounts in a 2-gang box

Four-wire receptacles: Floating "V" bottom contact lugs bundle strands to provide high contact pressure and low operating temperatures

Sequenced contacts assure protection for people and equipment

**HBL9430A**

Catalog number, NEMA number, ratings and certifications molded in face



Captive Allen head terminal screws permit high torque and clamping pressure required for larger size conductors; User-ready

**30A, 125V,  
2 Pole, 3 Wire Grounding,  
Receptacles and Plugs**

**IP20**  
SUITABILITY




**30A 125V  
NEMA 5-30R  
UL CSA  
2 HP**



**30A 125V  
NEMA 5-30P  
UL CSA  
2 HP**

Description	Cord Diameter	Catalog Number
Receptacle, black RTP.	-	<b>HBL9308</b>
Receptacle, orange, isolated ground <sup>A</sup> .	-	<b>IG9308</b>
Plug, nylon, angle, 4-position.	.625"-1.187" (15.9-30.1)	<b>HBL9309*</b>



**30A, 250V,  
2 Pole, 3 Wire Grounding,  
Receptacles and Plugs**

**IP20**  
SUITABILITY




**30A 250V  
NEMA 6-30R  
UL CSA  
2 HP**



**30A 250V  
NEMA 6-30P  
UL CSA  
2 HP**

Description	Cord Diameter	Catalog Number
Receptacle, black RTP.	-	<b>HBL9330</b>
Receptacle, orange, isolated ground <sup>A</sup> .	-	<b>IG9330</b>
Plug, nylon, angle, 4-position	.625"-1.187" (15.9-30.1)	<b>HBL9331*</b>



**30A, 277V AC,  
2 Pole, 3 Wire Grounding,  
Receptacles and Plugs**

**IP20**  
SUITABILITY



**30A 277V AC  
NEMA 7-30R  
UL CSA  
3 HP**



**30A 277V AC  
NEMA 7-30P  
UL CSA  
3 HP**

Description	Cord Diameter	Catalog Number
Receptacle, black RTP.	-	<b>HBL9315</b>
Plug, nylon, angle, 4-position.	.625"-1.187" (15.9-30.1)	<b>HBL9319*</b>

**UL**  
**30A, 125/250V,  
3 Pole, 3 Wire Non-Grounding,  
Receptacles and Plugs**

**IP20**  
SUITABILITY



**30A 125/250V  
NEMA 10-30R  
UL Listed  
2(2) HP**

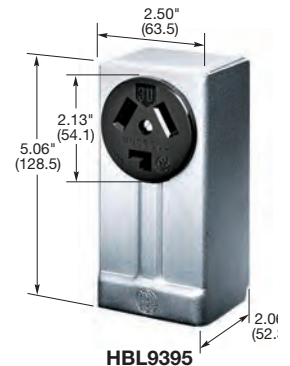




**30A 125/250V  
NEMA 10-30P  
UL Listed  
2(2) HP**

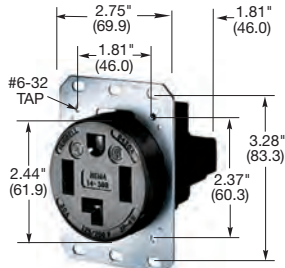
Description	Cord Diameter	Catalog Number
Receptacle, black phenolic.	-	<b>HBL9350</b>
Receptacle, surface mount aluminum housing.	-	<b>HBL9395</b>
Plug, Insulgrip®, nylon.	.625"-1.00" (15.9-25.4)	<b>HBL9337C</b>
Plug, nylon, angle, 4-position.	.625"-1.187" (15.9-30.1)	<b>HBL9333</b>




Note: RTP is an abbreviation for reinforced thermoplastic polyester.  
<sup>A</sup>See section M for additional information on isolated ground devices.  
<sup>\*</sup>Not Fed. Spec. Listed.  
 See page A-48 for accessories.



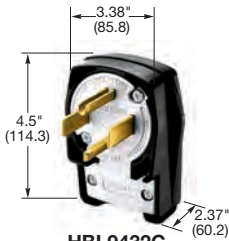
Dimensions in Inches (mm)



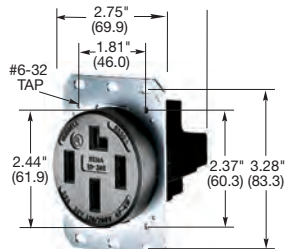
**HBL9430A**



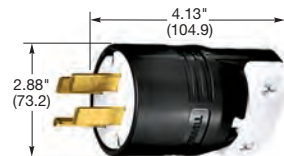
**HBL9431C**



**HBL9432C**



**HBL8330A**



**HBL8331C**

**30A, 125/250V, 3 Pole, 4 Wire Grounding, Receptacles and Plugs**

**IP20**  
SUITABILITY



**30A 125/250V NEMA 14-30R**  
2(2) HP



**30A 125/250V NEMA 14-30P**  
2(2) HP

Description	Cord Diameter	Catalog Number
Receptacle, black RTP.	-	<b>HBL9430A</b>
Plug, nylon.	.625"-1.310" (15.9-33.3)	- <b>HBL9431C</b>
Plug, nylon, angle, 4-position.	.625"-1.310" (15.9-33.3)	- <b>HBL9432C</b>

**30A, 3Ø 250V AC, 3 Pole, 4 Wire Grounding, Receptacles and Plugs**

**IP20**  
SUITABILITY



**30A 3Ø 250V AC NEMA 15-30R**  
3 HP



**30A 3Ø 250V AC NEMA 15-30P**  
3 HP

Description	Cord Diameter	Catalog Number
Receptacle, black RTP.	-	<b>HBL8430A</b>
Plug, nylon.	.625"-1.310" (15.9-33.3)	- <b>HBL8431C</b>
Plug, nylon, angle, 4-position	.625"-1.310" (15.9-33.3)	- <b>HBL8432C</b>



**30A, 3ØY 120/208V AC, 4 Pole, 4 Wire Non-Grounding, Receptacles and Plugs**

**IP20**  
SUITABILITY



**30A 3ØY 120/208V AC NEMA 18-30R**  
UL Listed  
3 HP



**30A 3ØY 120/208V AC NEMA 18-30P**  
UL Listed  
3 HP

Description	Cord Diameter	Catalog Number
Receptacle, black RTP.	-	<b>HBL8330A</b>
Plug, nylon.	.625"-1.310" (15.9-33.3)	- <b>HBL8331C</b>

Note: RTP is an abbreviation for reinforced thermoplastic polyester.  
See page A-64 for technical information.  
See page A-49 for accessories.



**50A, 125V,  
2 Pole, 3 Wire Grounding,  
Receptacles and Plugs**

**IP20**  
SUITABILITY



50A 125V  
NEMA 5-50R  
UL CSA  
2 HP



50A 125V  
NEMA 5-50P  
UL CSA  
2 HP

Description	Cord Diameter	Catalog Number
Receptacle, black RTP.	-	<b>HBL9360</b>
Plug, nylon, angle, 4-position.	.625"-1.187" (15.9-30.2)	<b>HBL9361</b>



**50A, 250V,  
2 Pole, 3 Wire Grounding,  
Receptacles and Plugs**

**IP20**  
SUITABILITY




50A 250V  
NEMA 6-50R  
UL CSA  
3 HP



50A 250V  
NEMA 6-50P  
UL CSA  
3 HP

Description	Cord Diameter	Catalog Number
Receptacle, black RTP.	-	<b>HBL9367</b>
Plug, nylon, angle, 4-position.	.625"-1.187" (15.9-30.2)	<b>HBL9368</b>



**50A, 277V AC,  
2 Pole, 3 Wire Grounding,  
Receptacles and Plugs**

**IP20**  
SUITABILITY

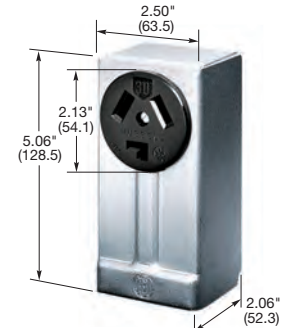


50A 277V AC  
NEMA 7-50R  
UL CSA  
5 HP



50A 277V AC  
NEMA 7-50P  
UL CSA  
5 HP

Description	Cord Diameter	Catalog Number
Receptacle, black RTP.	-	<b>HBL9365</b>
Plug, nylon, angle, 4-position.	.625"-1.187" (15.9-30.2)	<b>HBL9379</b>



Representative of surface mount receptacle

**50A, 125/250V,  
3 Pole, 3 Wire Non-Grounding,  
Receptacles, Connector Body and Plugs**

**IP20**  
SUITABILITY




50A 125/250V  
NEMA 10-50R  
UL Listed  
3(2) HP




50A 125/250V  
NEMA 10-50P  
UL Listed  
3(2) HP

Description	Cord Diameter	Catalog Number
Receptacle, black phenolic.	-	<b>HBL7962</b>
Receptacle, surface mount aluminum housing.	-	<b>HBL7940</b>
Connector body, Insulgrip, nylon.	.625"-1.218" (15.9-30.9)	<b>HBL7515C</b>
Plug, Insulgrip, nylon.	.625"-1.218" (15.9-30.9)	<b>HBL7513C</b>
Plug, nylon, angle, 4-position.	.625"-1.187" (15.9-30.2)	<b>HBL7977</b>



Note: RTP is an abbreviation for reinforced thermoplastic polyester.  
See page A-48 for accessories.


Dimensions in Inches (mm)




HBL9450A



HBL9451C



HBL9452C



HBL8350A

**50A, 125/250V,  
3 Pole, 4 Wire Grounding,  
Receptacles and Plugs**

**IP20**  
SUITABILITY



50A 125/250V  
NEMA 14-50R  
UL CSA  
3(2) HP



50A 125/250V  
NEMA 14-50P  
UL CSA  
3(2) HP

Description	Cord Diameter	Catalog Number
Receptacle, black RTP.	-	<b>HBL9450A</b>
Plug, nylon.	.625"-1.310" (15.9-33.3)	- <b>HBL9451C</b>
Plug, nylon, angle, 4-position.	.625"-1.310" (15.9-33.3)	- <b>HBL9452C</b>

**50A, 3Ø 250V AC,  
3 Pole, 4 Wire Grounding,  
Receptacles and Plugs**

**IP20**  
SUITABILITY



50A 3Ø 250V AC  
NEMA 15-50R  
UL CSA  
7.5 HP



50A 3Ø 250V AC  
NEMA 15-50P  
UL CSA  
7.5 HP

Description	Cord Diameter	Catalog Number
Receptacle, black RTP.	-	<b>HBL8450A</b>
Plug, nylon.	.625"-1.310" (15.9-33.3)	- <b>HBL8451C</b>
Plug, nylon, angle, 4-position.	.625"-1.310" (15.9-33.3)	- <b>HBL8452C</b>



**50A, 3ØY 120/208V AC,  
4 Pole, 4 Wire Non-Grounding,  
Receptacles and Plugs**

**IP20**  
SUITABILITY



50A 3ØY  
120/208V AC  
NEMA 18-50R  
UL Listed  
7.5 HP



50A 3ØY  
120/208V AC  
NEMA 18-50P  
UL Listed  
7.5 HP

Description	Cord Diameter	Catalog Number
Receptacle, black RTP.	-	<b>HBL8350A</b>
Plug, nylon, angle, 4-position.	.625"-1.310" (15.9-33.3)	- <b>HBL8352C</b>

Note: RTP is an abbreviation for reinforced thermoplastic polyester.  
See page A-49 for accessories.

**60A, 125/250V,  
3 Pole, 4 Wire Grounding,  
Receptacles and Plugs**

**IP20**  
SUITABILITY




**60A 125/250V  
NEMA 14-60R**  
UL CSA  
3(2) HP



**60A 125/250V  
NEMA 14-60P**  
UL CSA  
3(2) HP

Description	Cord Diameter	Catalog Number
Receptacle, black RTP.	-	<b>HBL9460A</b>
Plug, nylon.	.625"-1.310" (15.9-33.3)	- <b>HBL9461C</b>
Plug, nylon, angle, 4-position.	.625"-1.310" (15.9-33.3)	- <b>HBL9462C</b>



**HBL9460A**

**60A, 3Ø 250V AC,  
3 Pole, 4 Wire Grounding,  
Receptacles and Plugs**

**IP20**  
SUITABILITY



**60A 3Ø 250V AC  
NEMA 15-60R**  
UL CSA  
10 HP




**60A 3Ø 250V AC  
NEMA 15-60P**  
UL CSA  
10 HP

Description	Cord Diameter	Catalog Number
Receptacle, black RTP.	-	<b>HBL8460A</b>
Plug, nylon.	.625"-1.310" (15.9-33.3)	- <b>HBL8461C</b>
Plug, nylon, angle, 4-position.	.625"-1.310" (15.9-33.3)	- <b>HBL8462C</b>



**HBL9461C**



**HBL9462C**

**60A, 3ØY 120/208V AC,  
4 Pole, 4 Wire Non-Grounding,  
Receptacles and Plugs**



**IP20**  
SUITABILITY




**60A 3ØY  
120/208V AC  
NEMA 18-60R**  
UL Listed  
7.5 HP



**60A 3ØY  
120/208V AC  
NEMA 18-60P**  
UL Listed  
7.5 HP

Description	Cord Diameter	Catalog Number
Receptacle, black RTP.	-	<b>HBL7301A</b>
Plug, nylon.	.625"-1.310" (15.9-33.3)	- <b>HBL7303C</b>
Plug, nylon, angle, 4-position.	.625"-1.310" (15.9-33.3)	- <b>HBL7302C</b>

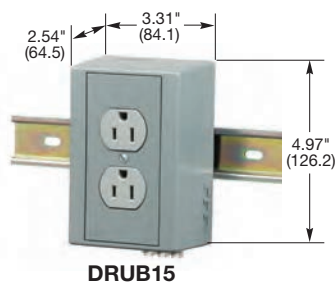


**HBL7301A**


Note: RTP is an abbreviation for reinforced thermoplastic polyester.  
See page A-49 for accessories.

Dimensions in Inches (mm)


Hubbell's DIN Rail Utility Box offers a labor saving way to provide utility power to any control cabinet. Installing the DIN Rail Utility Box is as easy as snapping the box onto a 35mm DIN Rail and connecting the line, neutral and ground wires to the terminal block. Utility power for fans, lights, laptop computers, testers or any other power requirement. If load limiting is a concern, Hubbell's "CB" version comes with a 5 Amp circuit breaker that provides over-current protection to make sure that large loads are not drawn from the DIN Rail Utility Box. All Hubbell DIN Rail Utility Boxes may be mounted either vertically or horizontally on the DIN Rail; the "H" version comes with the terminal block mounted for easy wiring when the DIN Rail Utility Box is mounted horizontally.




**DRUB15**




**DRUBGF15AC**



**DRUBTVSS15**



**DRUBIG15**



**HIDRUBCKIT**

Dimensions in Inches (mm)



**15A 125V  
 NEMA 5-15R  
 UL CSA  
 0.5 HP**



**20A 125V  
 NEMA 5-20R  
 UL CSA  
 1 HP**

**Duplex Receptacles**

Description	Color	Catalog Number	
Complete unit.	Gray	<b>DRUB15</b>	<b>DRUB20</b>
Complete unit, horizontal mount.	Gray	<b>DRUB15H</b>	-
Complete unit with 5A circuit breaker.	Gray	<b>DRUB15CB5</b>	-
Complete unit with 5A circuit breaker, horizontal.	Gray	<b>DRUB15HCB5</b>	-
Complete unit with aux.	Gray	-	<b>DRUB20AC</b>
Complete unit with aux and 5A circuit breaker.	Gray	-	<b>DRUB20ACCB5</b>
Complete unit with NEMA® 6-20R duplex (250V).	Gray	-	<b>DRUB5462*</b>

**GFCI Duplex Receptacles**

Description	Color	Catalog Number	
Complete unit.	Gray	<b>DRUBGFI15</b>	<b>DRUBGFI20</b>
Complete unit, horizontal.	Gray	<b>DRUBGFI15H</b>	-
Complete unit with 5A circuit breaker.	Gray	<b>DRUBGFI15CB5</b>	-
Complete unit with 5A circuit breaker, horizontal.	Gray	<b>DRUBGFI15HCB5</b>	-
Complete unit with aux GFCI contacts.	Gray	<b>DRUBGFI15AC</b>	<b>DRUBGFI20AC</b>
Complete unit, faceless with aux GFCI contacts.	Gray	-	<b>DRUBGFI20BFAC</b>

**TVSS Duplex Receptacles**

Description	Color	Catalog Number	
Complete unit.	Gray	<b>DRUBTVSS15</b>	-

**Isolated Ground<sup>A</sup> Duplex Receptacles**

Description	Color	Catalog Number	
Complete unit.	Gray	<b>DRUBIG15</b>	-

**Toggle Switch Unit**

Description	Color	Catalog Number	
Complete unit with HBL1221.	Gray	<b>DRUB1221AC</b>	
Complete unit with 15A 125V SW/REC.	Gray	<b>DRUB6404</b>	

**DIN Rail Utility Box Components**

Description	Color	Catalog Number	
Pre-wired kit without circuit breaker.	Gray	<b>DRUBKIT</b>	
Pre-wired kit with circuit breaker.	Gray	<b>DRUBKITCB5</b>	
Pre-wired kit with aux.	Gray	<b>DRUBKITAC</b>	
Pre-wired kit with circuit breaker and aux.	Gray	<b>DRUBKITACCB5</b>	
Communications kit (unloaded). (For use with Network Wiring frames in section W).	Gray	<b>HIDRUBCKIT</b>	
Switch plate only.	Gray	<b>KP1GY**</b>	
Rectangular opening plate only.	Gray	<b>KP26GY**</b>	
1.60 in. opening plate only.	Gray	<b>KP720GY**</b>	
1.40 in. opening plate only.	Gray	<b>KP7GY**</b>	
Duplex receptacle plate only.	Gray	<b>KP8GY**</b>	

Note: <sup>A</sup>See section M for additional information on isolated ground devices.  
 \*DRUB5462 configuration not pictured.  
 \*\*UL Listed, CSA Certified.

NEMA® is a registered trademark of the National Electrical Manufacturers Association.

# Straight Blade Devices Miscellaneous and Combination Receptacles

2 Pole, 3 Wire Grounding



15A 125V  
NEMA 5-15R  
UL CSA  
0.5 HP

## Miscellaneous Receptacles

Description	Catalog Number
Receptacle, display type, brown phenolic with .060 in. brass plate and blank flush plug.	<b>HBL5236</b>
Replacement receptacle for HBL5236.	<b>HBL5236M2</b>
Replacement threaded plug for HBL5236.	<b>HBL5236PLUG*</b>
Receptacle, wooden floors, brown phenolic with .060 in. brass plate, blank flush plug and box.	<b>HBL6236</b>
Receptacle, clock hanger, brown with stainless steel plate.	<b>HBL5235</b>
Four outlet cluster, brown phenolic, steel cover, swivel hook. Cord grip range .296-.562 in. (7.5-14.3) cord not supplied.	<b>HBL9259*</b>

Note: \*Not UL Listed or CSA certified.














**HBL5236**



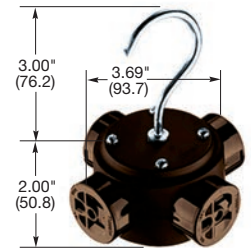
**HBL5235**

## Special Combination Duplex Receptacles

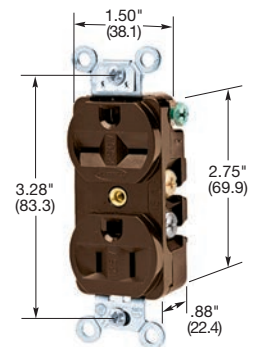
Description	Catalog Number
15A, 125V  Brown RTP, 1 feed, 1 return, back/side wired	<b>HBL4792</b>
 Brown RTP, 2 feeds, 1 return, side wired	<b>HBL4794</b>
15A, 125V  Brown RTP, 2 feeds, 2 returns, side wired	<b>HBL4795</b>
15A, 250V  Brown nylon face, 2 circuit, back and side wired	<b>HBL5292</b>
15A, 125V  Ivory nylon face, 2 circuit, back and side wired	<b>HBL5292I</b>
20A, 250V  Brown nylon face, 2 circuit, back and side wired	<b>HBL5492</b>
 Ivory nylon face, 2 circuit, back and side wired	<b>HBL5492I</b>
20A, 125V  Brown RTP, 2 feeds, 1 return, common ground	<b>HBL7371</b>
10A, 250V  15A, 125V  Brown nylon, side and back wired	<b>HBL5392</b>
20A, 125V  <i>Note: This device will only accept 20A grounding plugs.</i>	

Note: RTP is an abbreviation for reinforced thermoplastic polyester.

\*Not UL Listed or CSA certified.  
See page A-46 for accessories.



**HBL9259**



**HBL5292**

Dimensions in Inches (mm)

# Straight Blade Devices Accessories

For 15 and 20 Ampere, 125 and 250 Volts and 277 Volts AC Devices



NP8



NP26I



SS7



HBL52CM22



HBL5206WO



HBL7423WO



## Wallplates, 1-Gang

Description	Color	Duplex Receptacles Catalog Number	Style Line® Receptacles Catalog Number	Single Receptacle Plate 1.40 in. (35.6) Dia. Catalog Number	
Nylon, smooth.	Almond	<b>NP8AL</b>	<b>NP26AL</b>	<b>NP7AL</b>	
	Black	<b>NP8BK</b>	<b>NP26BK</b>	<b>NP7BK</b>	
	Brown	<b>NP8</b>	<b>NP26</b>	<b>NP7</b>	
	Gray	<b>NP8GY</b>	<b>NP26GY</b>	<b>NP7GY</b>	
	Ivory	<b>NP8I</b>	<b>NP26I</b>	<b>NP7I</b>	
	Light Almond	<b>NP8LA</b>	<b>NP26LA</b>	<b>NP7LA</b>	
	Office White	<b>NP8OW</b>	<b>NP26OW</b>	<b>NP7OW</b>	
	Orange	<b>NP8OR</b>	-	-	
	Red	<b>NP8R</b>	<b>NP26R</b>	<b>NP7R</b>	
	White	<b>NP8W</b>	<b>NP26W</b>	<b>NP7W</b>	
	Stainless steel 302/304, .035 in. (0.9) horizontal brushed finish.		<b>SS8</b>	<b>SS26</b>	<b>SS7</b>
	Brass .04 in. (1.0), horizontal brushed finish.		<b>SB8</b>	<b>SB26</b>	<b>SB7</b>
Aluminum .05 in. (1.3), horizontal brushed finish.		<b>SA8</b>	-	<b>SA7</b>	

## Weatherproof Covers

Description	Duplex Receptacles Catalog Number	Single Receptacle Plate 1.40 in. (35.6) Dia. Catalog Number
RTP, gray, for FS/FD box mounting.	<b>HBL5221</b>	<b>HBL7423WO</b>
RTP, yellow, for FS/FD box mounting.	<b>HBL52CM21</b>	<b>HBL74CM23WO</b>
RTP, gray, for device mounting.	<b>HBL5222</b>	-
RTP, yellow, for device mounting.	<b>HBL52CM22</b>	-
Cast aluminum for FS/FD box mounting.	<b>HBL5206WO</b>	<b>HBL7420</b>
Cast aluminum for device mounting.	<b>HBL5205WO</b>	-

Note: All weatherproof plates are UL Listed for Wet Locations.  
Those with suffix WO are listed for use with cover open, all others with cover closed.  
RTP is an abbreviation for reinforced thermoplastic polyester.  
See section N for additional information on cover plates.

# Straight Blade Devices Accessories

For 15 and 20 Ampere, 125 and 250 Volts and 277 Volts AC Devices



**IP44**  
SUITABILITY

## Weatherproof Covers For Nylon Flanged Inlets and Flanged Receptacles

Description	Catalog Number
RTP, gray, for FS/FD box mounting.	<b>WP1</b>

Note: RTP is an abbreviation for reinforced thermoplastic polyester.  
See page N-23 for additional information on weatherproof covers.



**WP1**

**IP55\***  
SUITABILITY

## Weatherproof Boots

Description	Catalog Number
Seal-Tite® triple seal, black elastomer cover for Insulgrip® plugs (HBL5266C style), when used in a cord set, and connector bodies (HBL5269C style), when used with flanged inlets.	<b>HBL6017</b>
Same as above except yellow.	<b>HBL60CM17</b>
Seal-Tite® triple seal black elastomer cover for Insulgrip® connector bodies when used in a cord set.	<b>HBL6018</b>
Same as above except yellow.	<b>HBL60CM18</b>
Closure plug, black.	<b>HBL6019</b>
Closure plug, yellow.	<b>HBL60CM19</b>

Note: \*IP55 when installed and used properly with mating components.  
Boots are not UL Listed or CSA Certified.



**HBL6017**



**HBL6018**




**HBL60CM19**  
Shown with HBL6018

## PLUGOUT® Device

Description	Catalog Number
Electrical plug lockout devices for 15 and 20A straight blade plugs.	<b>HLDMP**</b>
PLUGOUT® Lockout device for 20 and 30A Hubbell plugs and others.	<b>HLD**</b>

Note: \*\*Not UL Listed or CSA Certified.  
See section Z for additional information on lockout devices.




**HLDMP**

## Inserts

Description	Catalog Number
Replacement cord grip inserts for Valise® device, (bag of 40).	<b>HBLVCGBK**</b>

Note: \*\*Not UL Listed or CSA Certified.



**HLD**

Dimensions in Inches (mm)

# Straight Blade Devices Accessories

For 3 Wire 30 and 50 Ampere, 125 and 250 Volts and 277 Volts AC



**SS723**



**SS703**



**HBL9420**



## Wallplates

Description	Color	Single Receptacle Plate 2.16 in. (54.9) Dia. Catalog Number
Nylon, smooth, 1-gang.	Black	<b>NP724BK</b>
Nylon, smooth, 2-gang.	Black	<b>NP703BK</b>
Aluminum, .05 in. (1.3), 1-gang, smooth horizontal brushed finish.		<b>SA723</b>
Stainless steel 302/304, .035 in. (0.9), 1-gang, smooth horizontal brushed finish.		<b>SS723</b>
Stainless steel 302/304, .035 in. (0.9), 2-gang, smooth horizontal brushed finish.		<b>SS703</b>

**IP44**  
SUITABILITY



## Weatherproof Lift Covers

Description	Catalog Number
Cast aluminum for FS/FD box mounting for 30A.	<b>HBL9420</b>
Cast aluminum for FS/FD box mounting for 50A.	<b>HBL9425</b>

## PLUGOUT® Device

Description	Catalog Number
Electrical plug lockout device for 30, 50 and 60A devices.	<b>HLD2</b>

*Note: See section Z for additional information on lockout devices.*



**HLD2**

Dimensions in Inches (mm)



# Straight Blade Devices Accessories

For 4 Wire 30, 50 and 60 Ampere, 125/250 Volts, 3Ø 250 and 3ØY 120/208 Volts AC



## Wallplates, 2-Gang

Description	Catalog Number
Single Receptacle Plate 2.48 in. (63.0) Dia. Catalog Number	
Brass .04 in. (1.0), brushed, smooth.	<b>SB701</b>
Stainless steel 302/304, .035 in. (0.9), smooth horizontal brushed finish.	<b>SS701</b>



**SS701**



**IP44**  
SUITABILITY

## Weatherproof Lift Covers

Description	Catalog Number
RTP, gray, lift cover plate. Will fit FS/FD boxes having plate mounting hole 3.25 in. x 3.75 in. (82.5 x 95.2), centers. Only for use with receptacles on pages A-40 to A-43 with "A" suffix.	<b>HBL7777A</b>
Same as above except yellow.	<b>HBL77CM77A</b>

Note: RTP is an abbreviation for reinforced thermoplastic polyester.



**HBL7777A**

## PLUGOUT® Device

Description	Catalog Number
Electrical plug lockout device for 30, 50 and 60A devices.	<b>HLD2</b>

Note: See section Z for additional information on lockout devices.



**HLD2**

Dimensions in Inches (mm)



**HBL8200GY**

**HBL® Extra Heavy Duty, Straight Blade  
Hospital Grade Duplex Receptacles**

**Specifications**

Receptacles	Part	Description
Typical Specification – Catalog No. HBL8200	Receptacle	15A
Manufacturer's Identification – Hubbell HBL8200	Top	PBT*
Description – Hospital Grade, Straight Blade Duplex Receptacle	Base	RTP**
Type – 2 Pole, 3 Wire, Grounding	By-Pass Power Contacts	.037 in. (.9) Brass – Nickel Finish
Rating – 15A, 125V	Clamping Plate	.031 in. (.8) Brass – Nickel Finish
Certification: UL Listed to UL 498 File E2186, Fed. Spec. WC596,	Mounting Strap	.050 in. (1.3) Brass – Nickel Finish
Hospital Grade, NEMA® WD-6 Compliant	Line Terminal Screws	#10-32 Silicone Bronze, Multiple Drive
Certified to CSA, C22.2, No. 42 File 285	Hex Head Grounding Screw	#10-32 (Green) Silicon Bronze, Multiple Drive
	Center Assembly Rivet	Silicon Bronze
	Automatic Self-Grounding Clip	Stainless Steel
	Flat Head Mounting Screws	Stainless Steel

**Performance**

Electrical	
Dielectric Voltage	Withstands 2,000V minimum.
Max. Working Voltage	125V or 250V as rated.
Current Interrupting	Certified for current interrupting at full rated current.
Temperature Rise	Max 30°C temperature rise at full rated current after 50 cycles of overload at 150% of rated current at a power factor of 75%.
Mechanical	
Terminal Identification	Terminals identified in accordance with UL 498 and CSA (Brass, White, Green).
Terminal Accommodation	#14-10 AWG stranded or solid copper conductor only.
Product Identification	Ratings are a permanent part of the device.
Environmental – Material	
Flammability	UL 94V-0 and UL 94-5 VA.
Operating Temperature	Maximum continuous 75°C; minimum -40°C (w/o impact).

Note: \*Polybutylene Terephthalate.  
\*\*Reinforced Thermoplastic Polyester.

NEMA® is a registered trademark of the National Electrical Manufacturers Association.



**HBL5262**

**HBL® Extra Heavy Duty, Straight Blade  
 Specification Grade Duplex Receptacles**

**Specifications**

Receptacles	Part	Description
Typical Specification – Catalog No. HBL5262	Receptacle	15A
Manufacturer’s Identification – Hubbell HBL5262	Top	Nylon
Description – Heavy Duty Straight Blade Duplex Receptacle	Base	RTP*
Type – 2 Pole, 3 Wire, Grounding	By-Pass Power Contacts	.037 in. (.9) Brass
Rating – 15A, 125V	Wire Clamps	.031 in. (.8) Brass
Certification: UL Listed to UL498 File E2186, Guide RTRT	Mounting Strap	.050 in. (1.3) Brass
Fed. Spec. WC596, Meets NEMA® WD-6 Compliant	Line Terminal Screws	#10-32 Brass, Multiple Drive
Certified to CSA, C22.2, No. 42 File 285	Ground Screw	#10-32 Brass, Multiple Drive (Green)
	Center Assembly Rivet	Brass
	Automatic Self-Grounding Clip	Stainless Steel
	Flat Head Mounting Screws	Steel-Zinc Plated
	Ground Tension Clips	Steel-Nickel Finish

**Performance**

Electrical	
Dielectric Voltage	Withstands 2,000V minimum.
Max. Working Voltage	125V or 250V as rated.
Current Interrupting	Certified for current interrupting at full rated current.
Temperature Rise	Max 30°C temperature rise at full rated current after 50 cycles of overload at 150% of rated current at a power factor of 75%.
Mechanical	
Terminal Identification	Terminals identified in accordance with UL 498 and CSA (Brass, White, Green).
Terminal Accommodation	#14-10 AWG stranded or solid copper conductor only.
Product Identification	Ratings are a permanent part of the device.
Environmental – Material	
Flammability	Top: UL 94V-2. Base: UL 94V-0 and UL 94-5 VA.
Operating Temperature	Maximum continuous 75°C; minimum -40°C (w/o impact).

*Note: \*Reinforced Thermoplastic Polyester.*

*NEMA® is a registered trademark of the National Electrical Manufacturers Association.*

**HBL® Compact Extra Heavy Duty,  
 Specification Grade Receptacles**



**HBL5252**

**Specifications**

Receptacles	Part	Description
Typical Specification – Catalog No. HBL5252	Receptacle	15A
Manufacturer's Identification – Hubbell HBL5252	Top	Nylon
Description – Straight Blade Duplex Receptacle	Base	RTP*
Type – 2 Pole, 3 Wire, Grounding	Triple Wipe Power Contacts	.032 in. (.8) Brass
Rating – 15A, 125V	Wire Clamps	.062 in. (1.8) Steel
Certification – UL Listed to UL 498 File E2186, Fed. Spec. WC596, Certified to CSA 22.2, No. 42 File 285	Mounting Strap	.050 in. (1.3) Brass
	Line Terminal Screws	#8-32 Brass, Multiple Drive
	Ground Screw	#8-32 Brass, Multiple Drive (Green)
	Center Assembly Rivet	Brass
	Automatic Self-Grounding Clip	Stainless Steel
	Flat Head Mounting Screws	Steel-Zinc Plated

**Performance**

Electrical	
Dielectric Voltage	Withstands 2,000V minimum.
Max. Working Voltage	125V or 250V as rated.
Current Interrupting	Certified for current interrupting at full rated current.
Temperature Rise	Max 30°C temperature rise at full rated current after 50 cycles of overload at 150% of rated current at a power factor of 75%.
Mechanical	
Terminal Identification	Terminals identified in accordance with UL 498 (Brass, White, Green).
Terminal Accommodation	#14-10 AWG stranded or solid copper conductor only.
Product Identification	Ratings are a permanent part of the device.
Environmental – Material	
Flammability	UL 94V-2.
Operating Temperature	Maximum continuous 75°C; minimum -40°C (w/o impact).

*Note: \*Reinforced Thermoplastic Polyester.*

*Please consult the factory for product dimensions and specifications of other products listed in this catalog.*



HBL2152



HBL2172

**HBL® Compact Heavy Duty Style Line®, Specification Grade and Hospital Grade Straight Blade Duplex Receptacles**

**Specifications**


Receptacle	Part	Description
Typical Specification – Catalog No. HBL2152	Receptacle	15A
Manufacturer’s Identification – Hubbell HBL2152 Receptacle	Top	Nylon
Description – Straight Blade Duplex Receptacle	Base	Nylon
Type – 2 Pole, 3 Wire Grounding	Triple Wipe Power Contacts	.031 in. (.8) Brass
Rating – 15A, 125V	Wire Clamp	.062 in. (1.8) Steel-Nickel Finish
Certification – UL File No. E2186	Mounting Strap	.040 in. (1) Steel (Galvanized)
Certified to CSA File No. 285	Ground Contact	.031 in. (.8) Brass
	Line Terminal Screws	#8-32 Brass, Multiple Drive
	Ground Screw	#8-32 Brass, Multiple Drive
	Center Assembly Staple	.040 in. (1) Steel (Galvanized)
	Automatic Self-Grounding Staple	Stainless Steel
	Mounting Screws	Zinc Plated Steel
Receptacle	Part	Description
Typical Specification – Catalog No. HBL2172	Receptacle	15A
Manufacturer’s Identification – Hubbell HBL2182 Receptacle	Top	Nylon
Description – Straight Blade Duplex Receptacle	Base	RTP*
Type – 2 Pole, 3 Wire Grounding	Triple Wipe Power Contacts	.031 in. (.8) Brass
Rating – 15A, 125V	Wire Clamp	.062 in. (1.8) Steel-Nickel Finish
Certification – UL listed to UL498 File E2186,	Mounting Strap	.040 in. (1) Steel (Galvanized)
Fed. Spec. WC596, Certified to CSA File No. 285	Ground Contact	.031 in. (.8) Brass
	Line Terminal Screws	#8-32 Brass, Multiple Drive
	Ground Screw	#8-32 Brass, Multiple Drive
	Center Assembly Staple	.040 in. (1) Steel (Galvanized)
	Automatic Self-Grounding Staple	Stainless Steel
	Mounting Screws	Zinc Plated Steel

**Performance**

Electrical	
Dielectric Voltage	Withstands 2,000V minimum.
Max. Working Voltage	125V.
Current Interrupting	Certified for current interrupting at full rated current.
Temperature Rise	Max 30°C temperature rise at full rated current after 50 cycles of overload at 150% of rated current at a power factor of 75%.
Mechanical	
Terminal Identification	Terminals identified in accordance with UL 498 and CSA (Brass, White, Green).
Terminal Accommodation	#14-10 AWG stranded or solid copper conductor only.
Product Identification	Ratings are a permanent part of the device.
Environmental – Material	
Flammability	UL 94V-2.
Operating Temperature	Maximum continuous 75°C; minimum -40°C (w/o impact).

Note: \*Reinforced Thermoplastic Polyester.

Please consult the factory for product dimensions and specifications of other products listed in this catalog.



### SNAPConnect® Straight Blade Duplex Receptacles Specification Grade and Hospital Grade

#### Specifications

Receptacle	Part	Description
Typical Specification – Catalog No. SNAP8200	Receptacle	15A
Manufacturer's Identification – Hubbell SNAP8200	Top	Nylon
Description – Straight Blade Duplex Receptacle	Base	Nylon
Type – 2 Pole, 3 Wire, Grounding	Triple Wipe Power Contacts	Brass
Rating – 15A, 125V	Mounting Strap	Galvanized Steel; Brass (HG)
Certification – UL Listed to UL 498	Automatic Self-Grounding Clip	Stainless Steel
Fed. Spec. WC596, Certified to CSA 22.2, No. 42	Flat Head Mounting Screws	Steel-Zinc Plated/Self Tapping

Connector	Contact	Connector Body	Wire
SNAP1RA	Brass	Clear Polycarbonate	6" Solid copper #12 AWG THHN/THWN-2 600V, T90 Nylon FT-1, PVC 90°C (min).
SNAP2RA	Brass	Clear Polycarbonate	6" Stranded copper #12 AWG THHN/THWN-2 600V, T90 Nylon FT-1, PVC 90°C (min).

#### Performance

Electrical	
Dielectric Voltage	Withstands 2,000V minimum.
Max. Working Voltage	125V as rated.
Current Interrupting	Receptacle certified for current interrupting at full rated current with equivalently rated NEMA® plug.
Temperature Rise	Max 30°C temperature rise at full rated current after 50 cycles of overload at 150% of rated DC current.

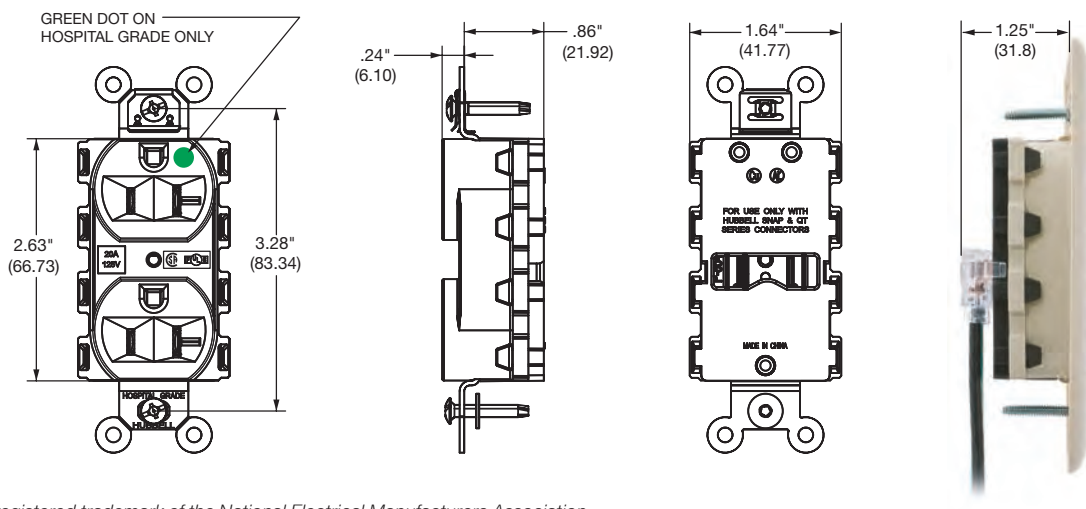
  

Mechanical	
Terminal Wire Leads Identification	Terminal wire leads identified in accordance with UL 498 (Black, White, Green).
Product Identification	Ratings are a permanent part of the device.


Environmental – Material	
Flammability	UL 94V-2.
Operating Temperature	Maximum continuous 75°C; minimum -40°C (without impact).

#### Dimensions



NEMA® is a registered trademark of the National Electrical Manufacturers Association.

**Hubbell-PRO Heavy Duty, Straight Blade Hospital Grade Duplex Receptacles**



**Specifications**

Receptacle	Part	Description
Typical Specification - Catalog No. 8200	Receptacle	15A
Manufacturer's Identification - Hubbell-Pro 8200	Top	Nylon
Description - Straight Blade Hospital Grade Duplex Receptacle	Base	Nylon
Type - 2 Pole, 3 Wire, Grounding	Triple Wipe Power Contacts	.0295" Brass
Rating - 15A, 125V	Clamping Plate	Plated Steel
Certification - UL listed to UL 498, Fed Spec WC596	Mounting Strap	.040" Galvalized Steel
Hospital Grade, NEMA® WD-6 Compliant	Terminal Screws	Plated Steel
Certified to CSA	Hex Head Grounding Screw	Plated Steel
	Automatic Self-Grounding Staple	Stainless Steel
	Mounting Screws	Zinc Plated Steel

**Performance**

Electrical	
Dielectric Voltage	Withstands 2,000V minimum.
Max. Working Voltage	125V.
Current Interrupting	Certified for current interrupting at full rated current.
Temperature Rise	Max 30°C temperature rise at full rated current after 50 cycles of overload at 150% of rated current at a power factor of 75%.
Mechanical	
Terminal Identification	Terminals identified in accordance with UL 498 and CSA (Brass, White, Green)
Terminal Accommodation	#14-10 AWG stranded or solid copper conductor only.
Product Identification	Ratings are a permanent part of the device.
Environmental – Material	
Flammability	UL 94V-2.
Operating Temperature	Maximum continuous 75°C; minimum -40°C (w/o impact).

*NEMA® is a registered trademark of the National Electrical Manufacturers Association.*

## USB Charger Tamper-Resistant, Straight Blade Hospital Grade and Specification Grade Duplex Receptacles



USB8300R



USB15X2W

### Specifications

USB Charger Receptacle	Part	Description
Typical Specification - Catalog No. USB8300 Manufacturer's Identification - Hubbell USB8300 USB Charger	Charger Receptacle	USB 3 Amp 5VDC, Electrical 15A or 20A 125V
Receptacle	Ports	Type A, 2.0
Description - Hospital Grade, Straight Blade Duplex Receptacle	LED	Green Indicator
Type - 2 Pole, 3 Wire, Grounding	Top	Nylon
Rating - 15A, 125V	Base	Nylon
Certification - cULus listed to UL498 and UL1310	Triple Wipe Power Contacts	.030" Cooper Alloy
Hospital Grade, NEMA® WD-6 Compliant (USB8200 and 8300 series only)	Clamping Plate	Plated Steel
Complies with battery charging specification USB BC 1.2	Mounting Strap	.040" Galvanized Steel
Complies with Part 15 of the FCC rules	Terminal Screws	Plated Steel
Compatible with SUB 1.1/2.0/3.0 devices, including Apple products	Hex Head Grounding Screw	Plated Steel
	Automatic Self-Grounding Staple	Stainless Steel
	Mounting Screws	Zinc Plated Steel


### Performance

Electrical	
Dielectric Voltage	Withstands 2,000V minimum.
Max. Working Voltage	125V.
Current Interrupting	Certified for current interrupting at full rated current.
Temperature Rise	Max 30°C temperature rise at full rated current after 50 cycles of overload at 150% of rated current at a power factor of 75%.
Mechanical	
USB Port	Stainless Steel Rated for 10,000 plug insertions and removal
Terminal Identification	Terminals identified in accordance with UL 498 and CSA (Brass, White, Green)
Terminal Accommodation	#14-10 AWG stranded or solid copper conductor only.
Product Identification	Ratings are a permanent part of the device.
Circuit Feed-Through	20 Amp 125 Volt
Environmental - Material	
Flammability	UL 94V-2.
Operating Temperature	Maximum continuous 75°C; minimum -40°C (w/o impact).

NEMA® is a registered trademark of the National Electrical Manufacturers Association.



## Hubbell-PRO Heavy Duty, Straight Blade Specification Grade Duplex Receptacles



### Specifications

Receptacle, Smooth Nylon Face	Part	Description
Typical Specification – Catalog No. 5252A	Receptacle	15A
Manufacturer's Identification – Hubbell 5252A Receptacle	Top	Nylon
Description – Straight Blade Duplex Receptacle	Base	RTP*
Type – 2 Pole, 3 Wire Grounding	Triple Wipe Power Contacts	.031 in. (.8) Brass
Rating – 15A, 125V	Wire Clamp	.062 in. (1.8) Steel-Nickel Finish
Certification – UL File No. E2186	Mounting Strap	.040 in. (1) Steel (Galvanized)
Certified to CSA File No. 285	Ground Contact	.031 in. (.8) Brass
	Line Terminal Screws	#8-32 Brass, Multiple Drive
	Ground Screw	#8-32 Brass, Multiple Drive
	Center Assembly Staple	.040 in. (1) Steel (Galvanized)
	Automatic Self-Grounding Staple	Stainless Steel
	Mounting Screws	Zinc Plated Steel
Receptacle, Finder Groove Face	Part	Description
Typical Specification – Catalog No. 5262	Receptacle	15A
Manufacturer's Identification – Hubbell 5262 Receptacle	Top	Nylon
Description – Straight Blade Duplex Receptacle	Base	RTP*
Type – 2 Pole, 3 Wire Grounding	Triple Wipe Power Contacts	.031 in. (.8) Brass
Rating – 15A, 125V	Wire Clamp	.062 in. (1.8) Steel-Nickel Finish
Certification – UL listed to UL498 File E2186,	Mounting Strap	.040 in. (1) Steel (Galvanized)
Fed. Spec. WC596, Certified to CSA C22.2, No. 42	Ground Contact	.031 in. (.8) Brass
	Line Terminal Screws	#8-32 Brass, Multiple Drive
	Ground Screw	#8-32 Brass, Multiple Drive
	Center Assembly Staple	.040 in. (1) Steel (Galvanized)
	Automatic Self-Grounding Staple	Stainless Steel
	Mounting Screws	Zinc Plated Steel

### Performance

Electrical	
Dielectric Voltage	Withstands 2,000V minimum.
Max. Working Voltage	125V.
Current Interrupting	Certified for current interrupting at full rated current.
Temperature Rise	Max 30°C temperature rise at full rated current after 50 cycles of overload at 150% of rated current at a power factor of 75%.
Mechanical	
Terminal Identification	Terminals identified in accordance with UL 498 and CSA (Brass, White, Green)
Terminal Accommodation	#14-10 AWG stranded or solid copper conductor only.
Product Identification	Ratings are a permanent part of the device.
Environmental – Material	
Flammability	UL 94V-2.
Operating Temperature	Maximum continuous 75°C; minimum -40°C (w/o impact).

Note: \*Reinforced Thermoplastic Polyester.

Please consult the factory for product dimensions and specifications of other products listed in this catalog.



**CR15ALP1**



**DR15GRYP1**

**Commercial Specification Grade  
 Receptacles with Wire Leads**

**Specifications**

<b>Part</b>	
Top	Nylon
Base	Nylon
Double Wipe Power Contacts	.030 in. (.8) Brass
<b>Finish</b>	
Mounting Strap	.040 in. (1) Steel (Galvanized)
Ground Contact	.031 in. (.8) Brass
Line Terminal Screws	-
Ground Screw	-
Wire Leads	8" Solid or Stranded copper #12 AWG THHN/THWN-2 600V, T90 nylon FT-1, PVC 90°C (min)
Automatic Self-Grounding Staple	Stainless Steel
Mounting Screws	Zinc Plated Steel
<b>Certification</b>	
UL Listed	UL498
Fed. Spec.	WC596*
Certified to CSA	C22.2, No. 42

**Performance**

<b>Electrical</b>	
Dielectric Voltage	Withstands 2,000V minimum.
Max. Working Voltage	125V.
Current Interrupting	Certified for current interrupting at full rated current.
Temperature Rise	Max 30°C temperature rise at full rated current after 100 cycles of overload at 150% of rated current.
<b>Mechanical</b>	
Terminal Identification	-
Terminal Accommodation	-
Product Identification	Ratings are a permanent part of the device.
<b>Environmental – Material</b>	
Flammability	UL 94V-2.
Operating Temperature	Maximum continuous 75°C; minimum -40°C (w/o impact).

*Note: \*Decorator and Commercial Tamper-Resistant devices are not Fed. Spec. Listed.*



CRF151



BR15LA



DR20I



CR20TR



DR20GRYWR

**Commercial Specification  
 Grade Receptacles**

**Specifications**

Part	Standard	Weather Resistant
Top	Nylon	Nylon (UV Rated)
Base	Nylon	Nylon
Double Wipe Power Contacts	.030 in. (.8) Brass	.030 in. (.8) Brass
Wire Clamp	.062 in. (1.6) Steel-Nickel Plated	.062 in. (1.6) Steel-Nickel Plated
<b>Finish</b>		
Mounting Strap	.040 in. (1) Steel (Galvanized)	.040 in. (1) Steel (Galvanized)
Ground Contact	.031 in. (.8) Brass	.031 in. (.8) Brass
Line Terminal Screws	#8-32 Plated Steel, Multiple Drive	#8-32 Stainless Steel, Multiple Drive
Ground Screw	#8-32 Plated Steel, Multiple Drive	#8-32 Stainless Steel, Multiple Drive
Automatic Self-Grounding Staple	Stainless Steel	Stainless Steel
Mounting Screws	Zinc Plated Steel	Stainless Steel
<b>Certification</b>		
UL Listed	UL498	UL498
Fed. Spec.	WC596*	WC596*
Certified to CSA	C22.2, No. 42	C22.2, No. 42

**Performance**

<b>Electrical</b>		
Dielectric Voltage	Withstands 2,000V minimum.	Withstands 2,000V minimum.
Max. Working Voltage	125V.	125V.
Current Interrupting	Certified for current interrupting at full rated current.	Certified for current interrupting at full rated current.
Temperature Rise	Max 30°C temperature rise at full rated current after 100 cycles of overload at 150% of rated current.	Max 30°C temperature rise at full rated current after 100 cycles of overload at 150% of rated current.
<b>Mechanical</b>		
Terminal Identification	Terminals identified in accordance with UL 498 and CSA (Brass, White, Green).	Terminals identified in accordance with UL 498 and CSA (Brass, White, Green).
Terminal Accommodation	#14-10 AWG stranded or solid copper conductor only.	#14-10 AWG stranded or solid copper conductor only.
Product Identification	Ratings are a permanent part of the device.	Ratings are a permanent part of the device.
<b>Environmental – Material</b>		
Flammability	UL 94V-2.	UL 94V-2.
Operating Temperature	Maximum continuous 75°C; minimum -40°C (w/o impact).	Maximum continuous 75°C; minimum -40°C (w/o impact).

Note: \*Decorator and Commercial Tamper-Resistant devices are not Fed. Spec. Listed.



**HBL415I**


**4-PLEX® Receptacles**

**Specifications**

Receptacle	Part	Description
Typical Specification – Catalog No. HBL415	Receptacle	15 or 20A
Manufacturer's Identification – Hubbell 4-PLEX HBL415	Top	Polycarbonate
Description – Straight Blade, Multiple Outlet Receptacle	Base	Polycarbonate
Type – 2 Pole, 3 Wire, Grounding	Power Contacts	.032 in. (.8) Brass
Rating 15A, 125V	Ground Contacts	.031 in. (.8) Brass
Certification – Listed to UL Standard 498 File E2186	Ground Plate	.032 in. (.8) Plated Steel
Certified to CSA 22.2, No. 42 File 285	(Hospital Grade)	.050 in. (1.3) Plated Steel
	Line and Neutral Terminal Plate	.031 in. (.8) Brass
	Line Terminal Screw	#8-32 Brass
	Ground Screw	#8-32 Brass (Green)

**Performance**

Electrical	
Dielectric Voltage	Withstands 2,000V minimum.
Max. Working Voltage	125V.
Current Interrupting	Capable of withstanding a fault level of 1000A, per UL498.
Temperature Rise	Max 30°C temperature rise at full rated current after 50 cycles of overload current at 150% of rated current at a power factor of 75%.
Mechanical	
Terminal Identification	Terminals identified in accordance with UL498 and CSA (Brass, White, Green).
Terminal Accommodation	#14-12 AWG stranded or solid copper conductor only.
Product Identification	Ratings are a permanent part of the device.
Environmental	
Flammability	UL 94V-2.
Operating Temperature	Maximum continuous 75°C; minimum -40°C (w/o impact).



HBL5266C



HBL5269C

**Insulgrip® Plugs and Connector Bodies**

**Specifications**

Plugs	Part	Description
Typical Specification – Catalog No. HBL5266C		Plug
Manufacturer’s Identification – Hubbell HBL5266C		Housing
Description – Straight Body Plug		Blade Holder
Type – 2 Pole, 3 Wire, Grounding		Retainer
Rating – 15A, 125V		Cord Clamp
Verified to Federal Spec WC596		Contact Blades
Certification – UL Listed to UL498 File E1706, CSA Certified to C22.2 No. 42 File 280		Ground Contact Blade
IP Suitability – IP20		Line Terminal Screws
		Ground Screw
		Wire Clamps
		15A
		Nylon – Black
		Nylon – Natural
		Polycarbonate – Clear
		Nylon – Natural
		.060 in. (1.5) Brass
		.040 in. (1.0) Copper Alloy
		#8-32 Brass, Multiple Drive
		#8-32 Brass, Multiple Drive (Green)
		.062 in. (1.6) Steel – Nickel Finish
Connector Bodies	Part	Description
Typical Specification – Catalog No. HBL5269C		Connector Body
Manufacturer’s Identification – Hubbell HBL5269C		Housing
Description – Straight Body Connector		Contact Holder
Type – 2 Pole, 3 Wire, Grounding		Retainer
Rating – 15A, 125V		Cord Clamp
Verified to Federal Spec WC596		Power Contacts
Certification – UL Listed to UL498 File E1706, CSA Certified to C22.2 No. 42 File 280		Line Terminal Screws
IP Suitability – IP20		Ground Screw
		Wire Clamps
		15A
		Nylon – Black
		Nylon – Natural
		Polycarbonate – Clear
		Nylon – Natural
		.040 in. (1.0) Copper Alloy
		#8-32 Brass, Multiple Drive
		#8-32 Brass, Multiple Drive (Green)
		.062 in. (1.6) Steel – Nickel Finish

**Performance**

Electrical	
Dielectric Voltage	Withstands 2,000V minimum.
Max. Working Voltage	125V or 250V as rated.
Current Interrupting	Certified for current interrupting at full rated current.
Temperature Rise	Max 30°C temperature rise at full rated current after 50 cycles of overload at 150% of rated current at a power factor of 75%.
Mechanical	
Terminal Identification	Terminals identified in accordance with UL498 and CSA (Brass, White, Green).
Terminal Accommodation	#18-10 AWG copper conductors only.
Product Identification	Ratings are a permanent part of the device.
Torque Range	12 in./lb. terminal screws, 7 in./lb. assembly screws.
Cord Diameter Range	.230–.720 in. (5.8–18.3) integral cord grip.
Environmental – Material	
Flammability	UL 94HB or better.
Operating Temperature	Maximum continuous 75°C; minimum – 40°C (w/o impact).



**HBL5965VY**



**HBL5969VY**

**Valise® Plugs and Connectors**

**Specifications**

Plugs	Part	Description
Typical Specification – Catalog No. HBL5965VY	Plug	15A
Manufacturer's Identification – Hubbell HBL5965VY	Housing	Nylon
Description – Straight Body Plug	Contact Blades	Brass
Type – 2 Pole, 3 Wire, Grounding	Ground Blade	Brass
Rating – 15A, 125V	Line Terminal Screws	Steel-Copper, Multiple Drive
Verified to Federal Spec WC596	Ground Screw	Steel (Green), Multiple Drive
Certification – UL Listed to UL 498 File E1706, CSA Certified to C22.2 No. 42 File 280C	Cable Inserts	Poly Phenylene Oxide
IP Suitability – IP20	Wire Clamps	Steel
	Body Holding Screws	Steel, Multiple Drive
Connector Bodies	Part	Connector
Typical Specification – Catalog No. HBL5969VY	Connector Body	15A
Manufacturer's Identification – Hubbell HBL5969VY	Housing	Nylon
Description – Straight Body Connector	Contact and Ground Springs	Brass
Type – 2 Pole, 3 Wire, Grounding	Line Terminal Screws	Steel-Copper, Multiple Drive
Rating – 15A, 125V	Ground Screw	Steel (Green), Multiple Drive
Verified to Federal Spec WC596	Cable Inserts	Poly Phenylene Oxide
Certification – UL Listed to UL 498 File E1706, CSA Certified to C22.2 No. 42 File 280C	Wire Clamps	Steel
IP Suitability – IP20	Body Holding Screws	Steel, Multiple Drive

**Performance**

Electrical	
Dielectric Voltage	Withstands 2,000V minimum.
Max. Working Voltage	125V or 250V as rated.
Current interrupting	Certified for current interrupting at full rated current.
Temperature Rise	Max 30°C temperature rise at full rated current after 50 cycles of overload at 150% of rated current at a power factor of 75%.
Mechanical	
Terminal Identification	Terminals identified in accordance with UL 498 and CSA (Brass, White, Green).
Terminal Accommodation	Copper conductors only. 2 Wire 15A Only #18-14 AWG, 2 Wire 20A & 3 Wire #18-12 AWG, Hospital Grade #16-12 AWG, I.D. Valise #18-16 AWG.
Product Identification	Molded Rating on Device Face.
Torque	12 in./lb. terminal screws, 7 in./lb. assembly screws.
Cord Diameter Range	2-Wire 15A Only .218–.385 in. (5.5–9.8), 2-Wire 20A & 3 Wire .220–.660 in. (5.6–16.8), Hospital Grade .300–.660 in. (7.6–16.8), I.D. Valise .230–.360 in. (5.8–9.1).
Environmental – Material	
Flammability	UL 94V-2.
Operating Temperature	Maximum continuous 75°C; minimum -40°C (w/o impact).
Standards	
NEMA® WD1	
NEMA® Configurations	
Listed to UL Standard UL498	
Certified to CSA Standard C22.2 No. 42	
Verified to Federal Spec WC596	

NEMA® is a registered trademark of the National Electrical Manufacturers Association.



**IEC 320 Devices**

**Specifications**

<b>Receptacle</b>	
Catalog Number	H320R
Description	IEC Configuration compatible straight blade panel mount receptacle.
Type	2 Pole + earth.
Rating	16A 250V AC for European service; 20A 250V AC for North American service.
Certification	UL listed 20A 250V AC – File No. E2186; CSA certified 20A 250V AC – File No 17337.
Terminal Accommodation	North American – #16-12 AWG stranded or solid copper conductor only. International – 1.55mm <sup>2</sup> –2.5mm <sup>2</sup> .
<b>Connector</b>	
Catalog Number	H320C
Description	IEC Detachable straight blade connector.
Type	2 Pole + earth.
Rating	16A 250V AC for European service; 20A 250V AC for North American service.
Configuration	IEC 60320-1 Style appliance coupler, C19.
Certification	UL listed 20A 250V AC – File No. E1706; CSA Certified 20A 250V AC – File No. 17337; UL classified to IEC 320, 16A 250V AC – File No. E111246;
Cord Accommodation	North American – 16/3SJ-12/3SJ (.325–.475 in. dia.); International – (HAR cord) 3x1.5mm <sup>2</sup> –3x2.5mm <sup>2</sup> (8mm–12mm dia.).
IP Suitability	IP20.
<b>Plug</b>	
Catalog Number	H320P
Description	IEC Configuration compatible straight blade Valise® plug.
Type	2 Pole + earth.
Rating	16A 250V AC for European service; 20A 250V AC for North American service.
Certification	UL listed 20A 250V AC – File No. E1706; CSA Certified 20A 250V AC – File No. 17337.
Cord Accommodation	North American – 16/3 SJ-12/3SJ (.325–.475 in. dia.); International – (HAR cord) 3x1.5mm <sup>2</sup> 3x2.5mm <sup>2</sup> (8–12mm dia.).
IP Suitability	IP20.
<b>Inlet</b>	
Catalog Number	H320B and H320BL
Description	IEC Straight blade panel mount power inlet.
Type	2 Pole + earth.
Rating	16A 250V AC for European service; 20A 250V AC for North American service.
Configuration	IEC 60320-1 Style appliance coupler, C20.
Certification	UL listed 20A 250V AC – File No. E1706; CSA certified 20A 250V AC – File No. 17337; UL classified to IEC 320, 16A 250V AC – File No. E111246;
Terminal Accommodation	VDE certified at 16A 250V AC – File No. 12469 1550 1002. North American – #16-12 AWG stranded or solid copper conductor only. International – 1.5mm <sup>2</sup> –2.5mm <sup>2</sup> .



HBL9431C



HBL9430A

**Heavy Duty Insulgrip® Plugs and Receptacles**

**Specifications**

Plug	Part	Description
Typical Specification - Catalog No. HBL9431C	Plug	30A
Manufacturer's identification - Hubbell HBL9431C	Housing	Supertough Nylon
Description - Straight Body Plug	Blade Holder & Retainer	Reinforced Thermoplastic Polyester
Type - 3 Pole, 4 Wire, Grounding	Blades	Brass
Rating - 30A, 125/250V	Terminal Screws	3/8 in. Allen Head, Plated Steel
Certification - UL Listed File E1706, CSA Certified*	Box Terminals	Copper Alloy
IP Suitability - IP20	Cord Clamps	Reinforced Thermoplastic Polyester
	Mounting and Clamp Screws	Stainless Steel
	Cord Grip Range	.625–1.310 in. (15.9–33.3)
Receptacle	Part	Description
Typical Specification - Catalog No. HBL9430A	Receptacle	30A
Manufacturer's Identification - Hubbell HBL9430A	Housing Construction	Reinforced Thermoplastic Polyester
Description - Single Receptacle	Mounting Plate	.062 in. (1.5) Pre-Plated Steel
Type - 3 Pole, 4 Wire, Grounding	Contacts	Brass
Rating - 30A, 125/250V	Ground Shunt	Brass
Certification - UL Listed File E2186, CSA Certified	Terminal Screws	3/8 in. Allen Head, Plated Steel
	Box Terminals	Copper

**Performance**

Electrical	
Dielectric Voltage	Withstands 2,000V minimum.
Max. Working Voltage	125V or 250V as rated.
Current Interruption	Certified for current interrupting at full rated current.
Temperature Rise	Max 30°C temperature rise at full rated current after 50 cycles of overload at 150% of rated current at a power factor of 75%.
Mechanical	
Terminal Identification	Terminals identified in accordance with UL 498 (Brass, White, Green).
Terminal Accommodation	#12 AWG through #4 AWG copper wire only.
Production Identification	Ratings are a permanent part of the device.
Environmental	
Flammability	Receptacle: UL 94 VO. Plug: UL 94 HB (Housing), UL 94 VO (Blade Holder and Retainer).
Operating Temperature	Maximum continuous 60°C, minimum -40°C (w/o impact).

Note: \*Listed to UL Standard 498 (Attachment Plugs and Receptacles), Certified to CSA Standard 42M (General Use Receptacles, Attachments, Plugs and Singular Wiring Devices) where applicable.