


## Light Duty Commercial Utility Energy Saver Electric Water Heater



Photo is of  
LD-12UT3-1

### The Light Duty Utility Electric Models Feature:

- **Fully Automatic Controls**—Fast acting surface-mount thermostat for automatic temperature control. Factory installed sensitive manual reset energy cut-off for safety to prevent overheating. (Maximum thermostat setting is 160°F.)
- **Direct Heat Transfer With a Single Immersed Element**—Transfers heat directly and efficiently to the water. Screw-in style element.
- **Vitraglas<sup>®</sup> Lining**—Bradford White tanks are lined with an exclusively engineered enamel formula that provides superior tank protection from the highly corrosive effects of hot water. This formula (Vitraglas<sup>®</sup>) is fused to the steel surface by firing at a temperature of over 1600°F (871°C).
- **1" Non-CFC Foam Insulation**—Covers the sides and top of tank, reducing the amount of heat loss. This results in less energy consumption, improved operation efficiencies and jacket rigidity.
- **Water Connections**—3/4" NPT factory installed true dielectric fittings extend water heater life and eases installation. Located on the side for easier installation.
- **Alternate Top Water Connections**—The 6 and 12 gallon models have alternate 3/4" water connection tappings on top.
- **Protective Magnesium Anode Rod**—Provides added protection against corrosion for long trouble-free service.
- **Steel Tank**—Heavy gauge steel automatically formed, rolled and welded.
- **Voltages Available**—120V, 208V, 240V, 277V, 480V.
- **Single Phase Operation Only.**
- **T&P Relief Valve Installed**—All models have special tapping on side of tank.



### 3 or 5-Year Limited Tank Warranties / 1-Year Limited Warranty on Component Parts.

For more information on warranty, please visit [www.bradfordwhite.com](http://www.bradfordwhite.com)

For products installed in USA, Canada and Puerto Rico. Some states do not allow limitations on warranties. See complete copy of the warranty included with the heater.

MANUFACTURED UNDER ONE OR MORE OF THE FOLLOWING U.S. PATENTS: 5,682,666; 7,634,976; 5,660,165; 5,954,492; 6,056,542; 6,935,280; 5,372,185; 5,485,879; 5,574,822; 7,971,560; 7,992,526; 6,684,821; 6,442,178; 7,334,419; 7,866,168; 7,270,087; 7,007,748; 5,596,952; 6,142,216; 7,699,026; 5,341,770; 7,337,517; 7,665,211; 7,665,210; 7,063,132; 7,063,133; 7,559,293; 7,900,589; 5,943,984; 8,082,888; 5,988,117; 7,621,238; 7,650,859; 5,761,379; 7,409,925; 5,277,171; 8,146,772; 7,458,341; 2,262,174. OTHER U.S. AND FOREIGN PATENT APPLICATIONS PENDING. CURRENT CANADIAN PATENTS: 2,314,845; 2,504,824; 2,108,186; 2,143,031; 2,409,271; 2,548,958; 2,112,515; 2,476,685; 2,239,007; 2,092,105; 2,107,012. Vitraglas<sup>®</sup> is a registered trademark of Bradford White<sup>®</sup> Corporation.

# Commercial Electric Water Heater

## Light Duty Utility Energy Saver Models

Meet or exceed ASHRAE 90.1b (current standard) C.E.C. Listed

Model Number	Capacity		First Hour Rating** Gal.	Recovery 100°F Rise		A Floor to Heater Top in.	B Jacket Dia. in.	C Floor to Hot Water Conn. in.	D Floor to T&P Conn. in.	E Floor to Cold Water Conn. in.	F Floor to Anode Rod in.	G Floor to Electrical Access in.	Approx. Shipping Weight lbs.
	U.S. Gal.	Imp. Gal.		U.S.* GPH	Imp.* GPH								
LD-6U3-1†	6	5	—	6	5	16½	14	10⅞	10⅞	3⅞	16½	17¾	33
LD-10U3-1	10	8	—	6	5	17½	16	15	14	5⅞	9⅞	12	48
LD-12UT3-1†	12	10	—	6	5	27¾	14	21⅞	21⅞	3	27¾	29	48
LD-15U3-1	15	13	—	6	5	20¼	18	17¾	16¾	6⅞	10⅞	12⅞	55
LD-20U3-1	19	16	—	6	5	24¾	18	18¼	18¼	3	10¼	26	59
LD-30U3-1	30	25	19	6	5	30	22	23½	23½	4½	30	31¼	82

Model Number	Capacity		First Hour Rating** Liters	Recovery 56°C Rise		A Floor to Heater Top mm.	B Jacket Dia. mm.	C Floor to Hot Water Conn. mm.	D Floor to T&P Conn. mm.	E Floor to Cold Water Conn. mm.	F Floor to Anode Rod mm.	G Floor to Electrical Access mm.	Approx. Shipping Weight kg.
	Liters	Gal.		Liters*/Hour	U.S.* GPH								
LD-6U3-1†	23	—	—	23	—	419	356	257	257	79	444	450	15
LD-10U3-1	38	—	—	26	—	444	404	381	355	144	246	305	22
LD-12UT3-1†	45	—	—	23	—	705	356	537	537	76	730	737	22
LD-15U3-1	57	—	—	26	—	514	457	451	425	155	257	309	25
LD-20U3-1	72	—	—	23	—	629	457	464	464	76	464	660	27
LD-30U3-1	114	—	72	23	—	762	557	597	59	114	787	794	37

Specify wattage and voltage when ordering.

Use chart to right for maximum wattages at certain voltages.

†Maximum wattage at any voltage is 3000W.

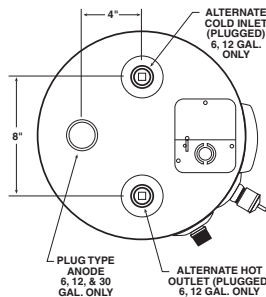
For 5 year models, change suffix "3" to "5".

Single element only.

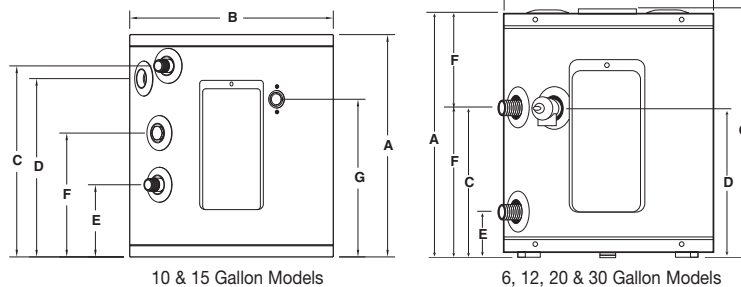
\*Based on 1500W operation.

\*\*First Hour Rating is based on the latest AHRI Directory listings.

NSF Construction not available.



Wattage	Recovery GPH Temperature Rise °F				
	60	80	90	100	120
1500W	10	8	7	6	5
2000W	14	10	9	8	7
2500W	17	13	11	10	9
3000W	21	15	14	12	10
3500W	24	18	16	14	12
4000W	28	21	18	16	14
4500W	31	23	21	19	15
5000W	34	26	23	21	17
5500W	38	29	25	23	19
6000W	41	31	28	25	21



Wattage Limitations	Voltage				
	120V	208V	240V	277V	480V
1500W	yes	yes	yes	yes	yes
2000W	yes	yes	yes	yes	yes
2500W	yes	yes	yes	yes	yes
3000W	yes	yes	yes	yes	yes
3500W	no	yes	yes	no	no
4000W	no	yes	yes	yes	yes
4500W	no	yes	yes	yes	yes
5000W	no	yes	yes	yes	yes
5500W	no	yes	yes	no	no
6000W	no	yes	yes	yes	yes

### General

All models ETL listed. These heaters are wired Single Phase, 120V with one 1500W element, unless otherwise specified.

All water and electrical connections are 3/4" (19mm)NPT.

All models certified at 300 psi test pressure (2068 kPa) and 150 psi working pressure (1034 kPa).

Applicable models CSA verified for energy performance in accordance with C191.1-M90.

*Dimensions and specifications subject to change without notice in accordance with our policy of continuous product improvement.*



Ambler, PA

For U.S. and Canada field service, contact your professional installer or local Bradford White sales representative.

Sales 800-523-2931 • Fax 215-641-1670 / Technical Support 800-334-3393 • Fax 269-795-1089 • Warranty 800-531-2111 • Fax 269-795-1089

International: Telephone 215-641-9400 • Telefax 215-641-9750 / www.bradfordwhite.com

**BRADFORD WHITE-CANADA** INC. Sales / Technical Support 866-690-0961 / 905-238-0100 • Fax 905-238-0105 / www.bradfordwhite.com

## Built to be the Best™

©2013, Bradford White Corporation. All rights reserved.