



Windward®

6' BubbleMassage™ Bath

K-1114-GLA



Features

- Integral flange.
- Left drain.
- Integral lumbar support and armrests for comfort.
- Integral apron with removable access panel.
- 72" (1829 mm) x 42" (1067 mm) x 21" (533 mm)

Material

- Acrylic

Hydrotherapy

- 120 BubbleMassage™ airjets.
- Zones of Control feature allows you to target massage to back, midsection, or feet.
- Automatic purge cycles remove residual water from air channels after use.
- Built-in 300 W heater.
- Lighted keypad control.

Installation

- Alcove

Recommended Accessories

K- 11677 Bath Drain
K- 7166-AF Bath Drain
K- 24916 Wireless Music Kit



Codes/Standards




ASME A112.19.7/CSA B45.10
CSA B45.5/IAPMO Z124
ASTM E162
ASTM E662
UL 1795
Greenguard UL 2818 - Gold
CARB P2

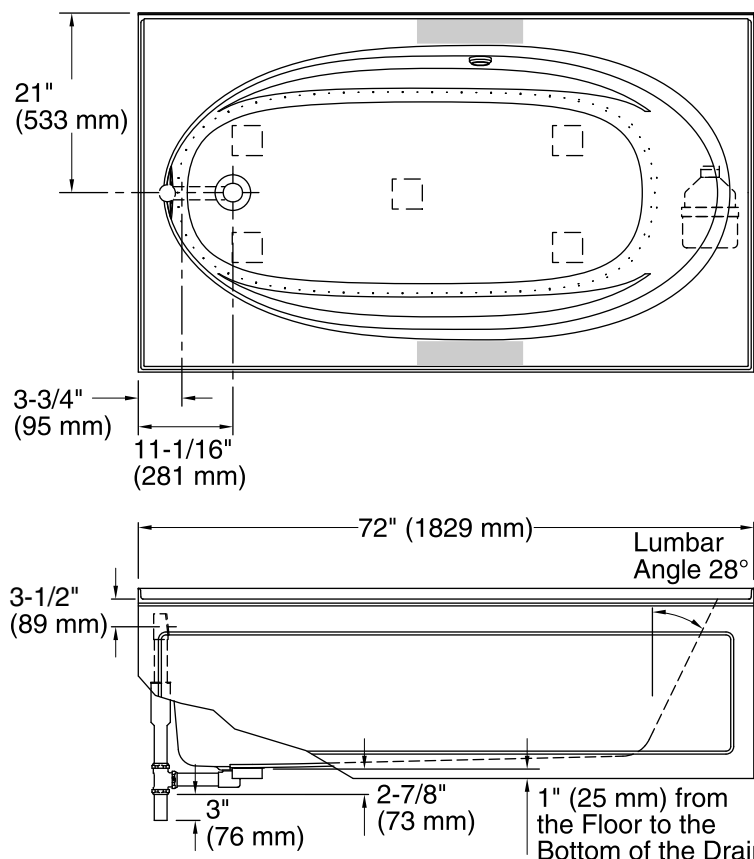
KOHLER® One-Year Limited Warranty

See website for detailed warranty information.

Available Color/Finishes

Color tiles intended for reference only.

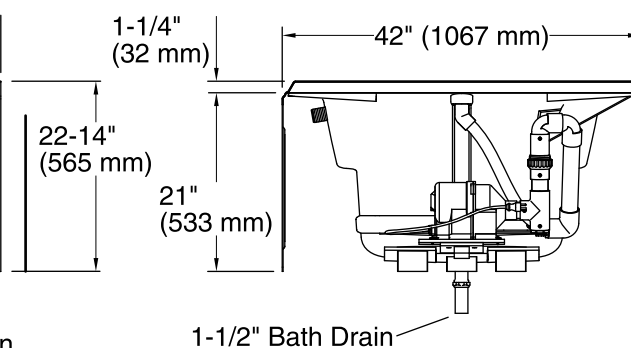
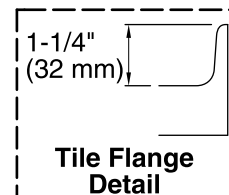
Color	Code	Description
	0	White
	96	Biscuit
	47	Almond



No change in measurements if connected with drain illustrated. (K-11677)

Recommended faucet area

Blower/Control Access
20" (508 mm) W x
15" (381 mm) H Min



Required Electrical Service

One dedicated circuit required, protected with Class A Ground-Fault Circuit-Interrupter (GFCI) or Residual Current Device (RCD).

Blower: 120 V, 15 A, 60 Hz

Technical Information

All product dimensions are nominal.

Installation: 3-Wall Alcove

Drain location: Left

Basin area, bottom: 55" x 23-1/4" (1397 mm x 591 mm)

Basin area, top: 64" x 32" (1626 mm x 813 mm)

Weight: 132 lbs (59.9 kg)

Minimum floor load: 39 lbs/ft² (190.4 kg/m²)

Water depth: 15" (381 mm)

Water capacity: 78.5 gal (297.2 L)

Electrical component rating: Blower: 120 V, 10 A, 60 Hz, 300 W

Minimum flat for door: 3-1/16" (78 mm)

Notes

Measure your actual product for rough-in details.

Install this product according to the installation instructions.

The hot water supply should be 70% of the capacity of the bath or greater. Installations will vary.

Provide one grounded electrical outlet within 24" (610 mm) of each component.

If installing a rim-mount faucet, make sure there is no interference with the drain overflow and circulating system before drilling any holes. Consult local and national codes for minimum air gap requirements if installing a spout on the faucet deck.

Remote blower installation kit K-1446 is available for relocating the blower. Provide access for servicing the blower.

Do not relocate or alter the PVC tee or coiled flexible tubing connected to the blower. Follow the blower relocation instructions exactly.