

Features

- Integral flange.
- Left drain.
- Textured bottom surface.
- One-piece construction.
- Compliments traditional and contemporary bathroom designs.
- Coordinates with Choreograph™ walls.

Material

- Cast iron with Safeguard® finish.

Installation

- Alcove

Recommended Accessories

K- 9132 Shower Drain
1647-PC
1708
K- 1733 9 kW Steam Generator



Codes/Standards








ASME A112.19.1/CSA B45.2

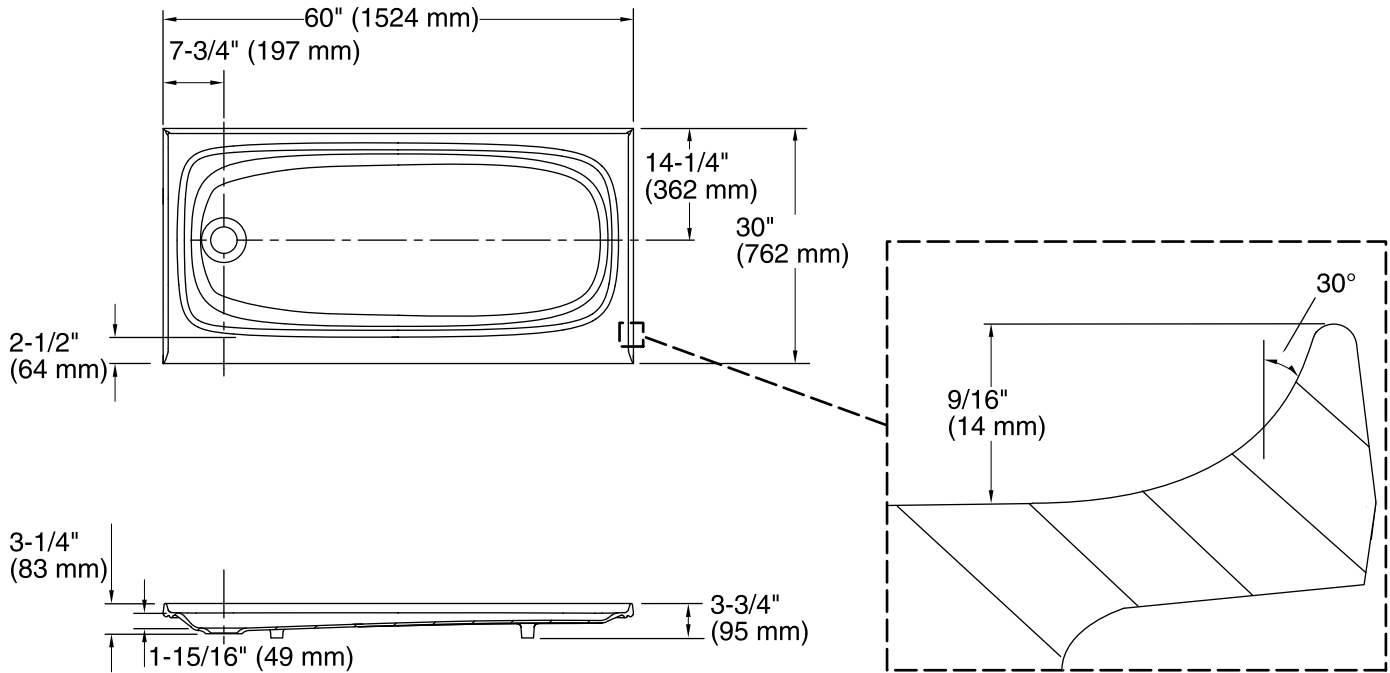
KOHLER® Lifetime Limited Warranty for Cast Iron Components

See website for detailed warranty information.

Available Color/Finishes

Color tiles intended for reference only.

Color	Code	Description
	0	White
	FF	Sea Salt™
	96	Biscuit
	47	Almond
	FD	Cane Sugar™
	NY	Dune
	95	Ice™ Grey
	G9	Sandbar
	33	Mexican Sand™
	K4	Cashmere
	FT	Basalt
	58	Thunder™ Grey
	KA	Black 'n Tan
	7	Black Black™



Technical Information

All product dimensions are nominal.

Installation:	3-Wall Alcove
Drain location:	Left
Drain hole diameter:	3-3/8" (86 mm)
Weight:	193 lbs (87.5 kg)
Minimum floor load:	40 lbs/ft ² (195.3 kg/m ²)

Notes

Measure your actual product for rough-in details.

Install this product according to the installation instructions.

KOHLER steam generator/control kit is designed for use with this product. Kohler Co. shall not be responsible for problems encountered due to the installation and use of other manufacturer's steam generators.