

Expansion Joints

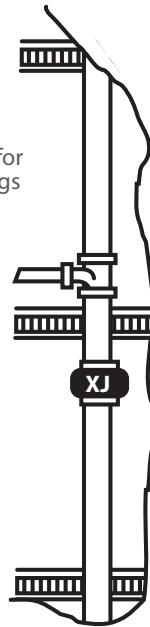
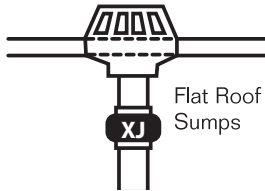
Thermal expansion and contraction of vertical pipes

Technical Data

- Alternative for DWV offsets
- Residential and commercial applications
- Unique one-piece construction
- No moving parts to malfunction
- Positive positioning internal stops
- Applicable for drain, waste and vent stacks, and interior rain water conductor systems
- Accommodates a maximum of 1½" pipe expansion and ½" contraction from a normal position
- Above-ground use only



Stack installations for multi-story buildings



Part Number	Nominal Pipe Size
XJ-150	1-1/2" (38mm)
XJ-2	2" (50mm)
XJ-3	3" (76mm)
XJ-4	4" (101mm)

Qwik Tee's and Ell's

Extra length for 90° and tee connections

Technical Data

- Creates 90° connections
- Fits cast iron, plastic, steel, copper and lead pipe
- Conforms to ASTM D5926
- Length allows cut-out fittings
- Above-ground use only




Qwik Ells - CI, Copper, ST or Lead

Part Number	A		C	
	in.	mm	in.	mm
QL-150	1.90	48	1.90	48
QL-200	2.40	61	2.40	61
QL-300	3.50	89	3.50	89
QL-400	4.50	114	4.50	114



Qwik Tees - CI, PL, Copper, St or Lead

Part Number	A		B		C	
	in.	mm	in.	mm	in.	mm
QT-150	1.90	48	1.90	48	1.90	48
QT-200	2.40	61	2.40	61	2.40	61
QT-300	3.50	89	3.50	89	3.50	89
QT-400	4.50	114	4.50	114	4.50	114



Qwik Bushing - Reducer

Part Number	A		B	
	in.	mm	in.	mm
QB-215	2.37	60	1.88	48
QB-32	3.41	87	2.31	59
QB-43	4.00	101	3.00	76

Western Series Center Stop Couplings & Bushings

Technical Data

- Bushings available for common 4", 6" and 8" transitions
- Sch. 40 PVC, ABS plastic and SDR-35 Plastic
- Bead, bald and plain-end cast iron
- Rough barrel and machined-end AC
- Ductile iron
- 300 series stainless steel band clamps, 316 available



Couplings

Part Number	Size
1081-44	5.44" x 5.44" Clay to Clay
1081-66	8.00" x 8.00" Clay to Clay
1081-88	10.00" x 10.00" Clay to Clay
1085-88	9.00" x 9.00" AC x AC
1086-33	3.40" x 3.40" Cl or PL to Cl or PL
1086-44	4.56" x 4.56" Cl or PL to Cl or PL

Bushings

Part Number	Size
481-2.38	5.38" x 2.38" Clay x PECl
481-3.38	5.38" x 3.38" Clay x PECl
481-3.50	5.38" x 3.50" Clay x Bead Cl, PL, XHCl
481-4.25	5.38" x 4.25" Clay x SDR-35 or PVC
481-4.38	5.38" x 4.39" Clay x PECl or Bald Cl (J)
481-4.50	5.38" x 4.50" Clay x ABS or Sch. 40
481-4.63	5.38" x 4.63" Clay x Bead Cl or MEAC (C)

481-4.90	5.38" x 4.90" Clay x RBAC or Cl 150 DI (B)
681-6.38	7.98" x 6.37" Clay x PECl or PVC (J)
681-6.63	7.98" x 6.62" Clay x ABS, Bead Cl, MEAC (C)
881-8.38	10.18" x 8.42" Clay x PECl or PVC (J)
881-8.63	10.18" x 9.00" Clay x ABS, Bead Cl, MEAC
881-9.00	10.18" x 9.00" Clay x RBAC or Cl 150 DI (B)
885-8.38	9.00" x 8.42" AC x PECl or PVC
885-8.63	9.00" x 8.64" Clay x ABS, Bead Cl, MEAC