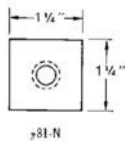
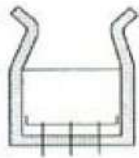
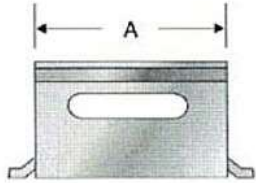




Manufactured in the USA

FIG. 81  
CONCRETE INSERT

FIG. 81N  
CONCRETE INSERT NUT



**Material:** Carbon steel.  
**Finish:** Plain, electro-galvanized or painted.  
**Service:** Heavy gauge insert box is nailed to concrete form. When concrete has set, knock out plug can be removed and insert nut installed. Side openings accommodate up to 1/2" reinforcing rods.  
**Approvals:** Complies with Federal Specification WW-H-171-E (Type# 19), A-A-1192A (Type# 18), and Manufacturers' Standardization Society MSS SP-58 (Type# 18) and SP-69 (Type# 18).  
**Ordering:** Specify figure number and finish. For insert nuts specify figure number, finish and rod size.

SIZE A	WEIGHT EACH (lbs)		MAX REC LOAD (lbs)
	INSERT (FIG# 81)	NUT (FIG# 81N)	
3/8-16	0.61	0.12	610
1/2-13			800
5/8-11		0.10	800
3/4-10			800

ANCHORS & FASTENERS

FIG. 83  
SPRING WING TOGGLE AND BOLT



**Material:** Carbon steel, also available in 304 and 316 stainless steel.  
**Finish:** Electro-galvanized.  
**Service:** Designed as a fastener for hollow walls.  
**Ordering:** Specify size and figure number.

SIZE	WEIGHT EACH (lbs)
1/4-3	0.06
3/8-4	0.18