



30" WARMING DRAWER

EWD30SCH | HERITAGE COLLECTION



*Shown in Silver Stainless Steel with Epicure Style Handle

AVAILABLE MODELS

EWD30SCH 30" Stainless Steel Drawer with Epicure Style Handle

GENERAL PROPERTIES	
FINISH	STAINLESS STEEL WTH EPICURE HANDLE
TECHNICAL INFORMATION	
ELECTRICAL REQUIREMENTS	120V/60HZ
TOTAL CONNECTED LOAD	120V/60HZ/15A
TOTAL AMPS	15 AMPS
UTILITY LOCATIONS	RIGHT REAR ADJACENT CABINET OR BELOW INSTALLATION AREA
SHIPPING WEIGHT	76 LBS
PRODUCT DIMENSIONS	
APPLIANCE DIMENSIONS (H X W X D) (IN.)	10 1/8" X 30" X 23 13/16"
CUT OUT DIMENSIONS (W X D) (IN.)	28 1/2" X 24" DEPTH MINIMUM
DRAWER CAPACITY	1.73 CU. FT.



Electronic Control Panel

FEATURES & BENEFITS

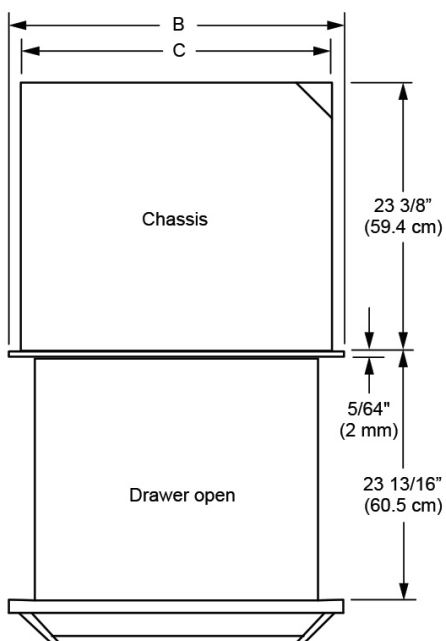
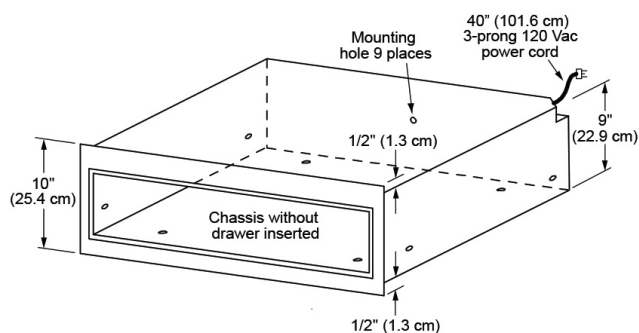
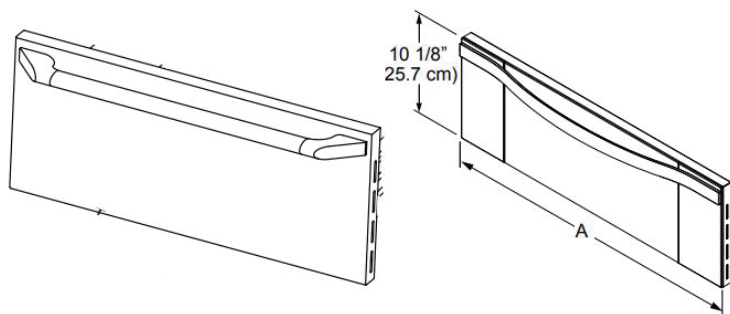
- Electronic Control Panel.
- Four Temperature Levels—Proof, Low, Medium and High (100-200°). Temperature will automatically set to the last temperature setting used when the drawer is turned on.
- Four Timer Settings—1, 2, 3 & 4 hours plus an infinite time mode which keeps the warming drawer on until you turn it off.
- The Infinite mode is very useful when you need the warming drawer on for extended periods of time like during parties and events or for use during the Sabbath.
- Blue LED Indicator lights.
- Large Capacity.
- 50 pound weight limit.
- Quick to heat with 500 watt heating element.
- Approved for installation under Dacor wall ovens, microwaves, cooktops and in under counter applications.

dacor

30" WARMING DRAWER

NON-INTEGRATED UNITS DIMENSIONS

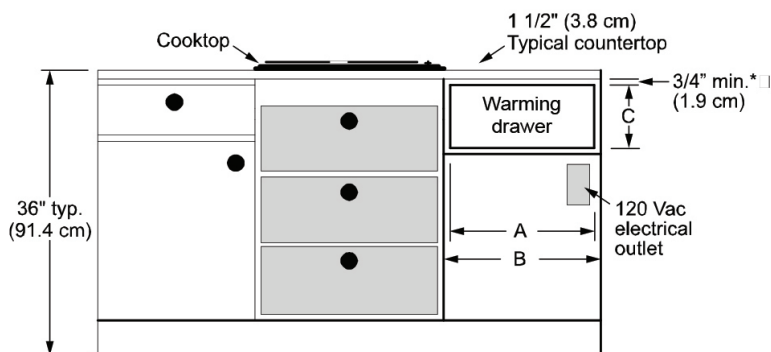
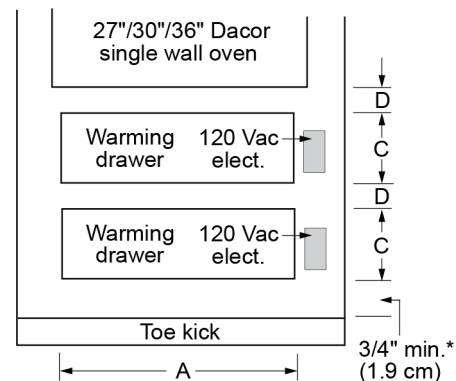
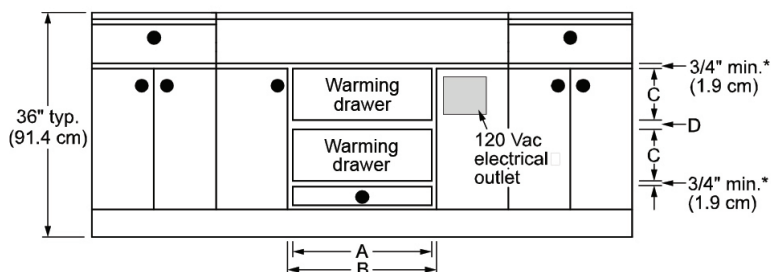
MODEL	A	B	C
EWD30	30"	29 5/8"	28 1/4"



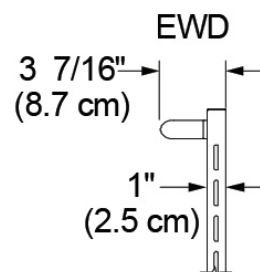
NON-INTEGRATED UNITS DIMENSIONS

MODEL	A	B	C	D	CUT OUT MIN.
EWD30	28 1/2"	30 1/4"	9 1/8"	11/4"	24"

CUTOUT DIMENSIONS



HANDLE DIMENSIONS



* all specifications and information subject to change. please visit www.dacor.com for the most current product details and install information

**Warranty: Limited , parts and labor for one year



27" WARMING DRAWER

EWD27SCH | HERITAGE COLLECTION



*Shown in Silver Stainless Steel with Epicure Style Handle

AVAILABLE MODELS

EWD27SCH 27" Stainless Steel with Epicure Style Handle and Chrome Trim

GENERAL PROPERTIES

FINISH

STAINLESS STEEL WTH
EPICURE HANDLE

TECHNICAL INFORMATION

ELECTRICAL REQUIREMENTS

120V/60HZ

TOTAL CONNECTED LOAD

120V/60HZ/15A

TOTAL AMPS

15 AMPS

UTILITY LOCATIONS

RIGHT REAR ADJACENT CABINET
OR BELOW INSTALLATION AREA

SHIPPING WEIGHT

73 LBS

PRODUCT DIMENSIONS

APPLIANCE DIMENSIONS (H X W X D) (IN.)

10 1/8" X 27" X 23 13/16"

CUT OUT DIMENSIONS (W X D) (IN.)

25 1/2" X 24" DEPTH MINIMUM

DRAWER CAPACITY

1.53 CU. FT.



FEATURES & BENEFITS

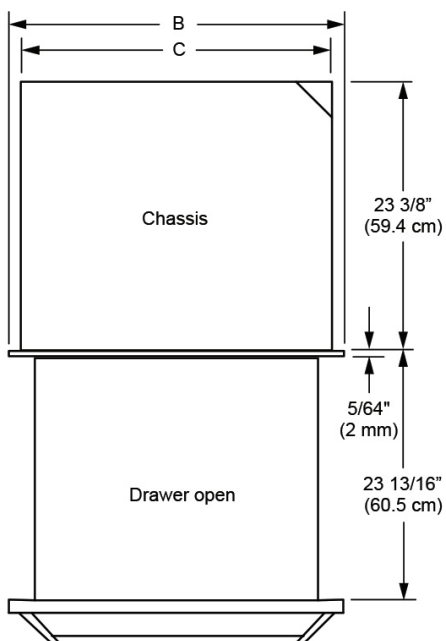
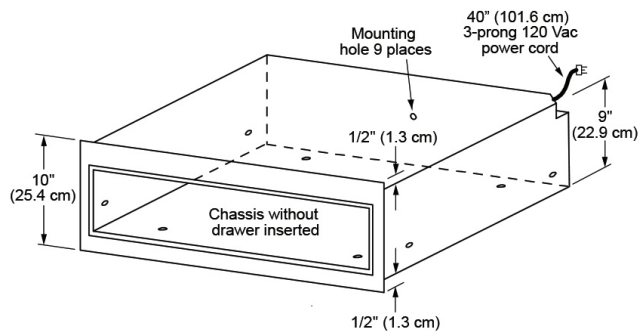
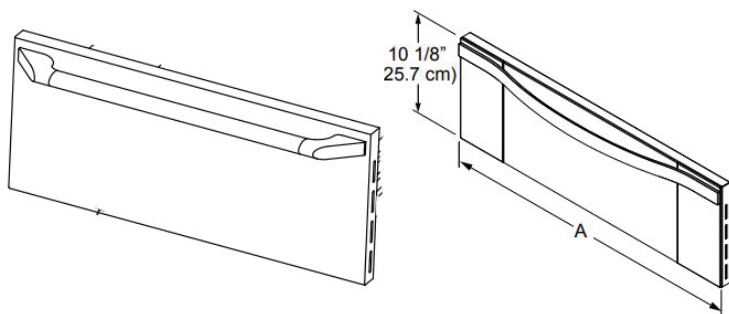
- Electronic Control Panel.
- Four Temperature Levels—Proof, Low, Medium and High (100-200°). Temperature will automatically set to the last temperature setting used when the drawer is turned on.
- Four Timer Settings—1, 2, 3 & 4 hours plus an infinite time mode which keeps the warming drawer on until you turn it off.
- The Infinite mode is very useful when you need the warming drawer on for extended periods of time like during parties and events or for use during the Sabbath.
- Blue LED Indicator lights.
- Large Capacity.
- 50 pound weight limit.
- Quick to heat with 500 watt heating element.
- Approved for installation under Dacor wall ovens, microwaves, cooktops and in under counter applications.

dacor

27" WARMING DRAWER

NON-INTEGRATED UNITS DIMENSIONS

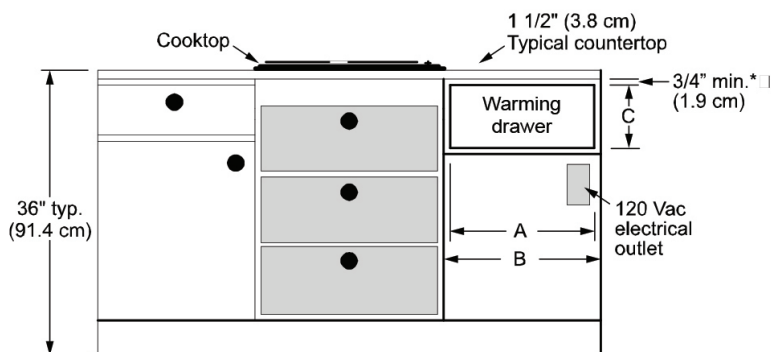
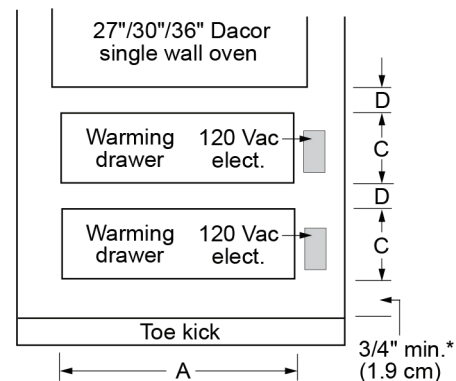
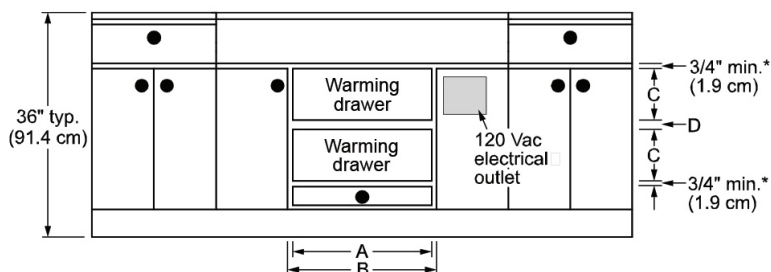
MODEL	A	B	C
EWD27	27"	26 5/8"	25 1/4"



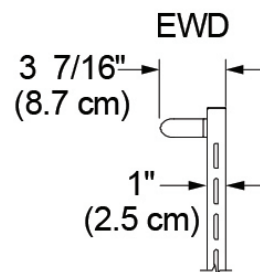
NON-INTEGRATED UNITS DIMENSIONS

MODEL	A	B	C	D	CUT OUT MIN.
EWD27	25 1/2"	27 1/4"	9 1/8"	11/4"	24"

CUTOUT DIMENSIONS



HANDLE DIMENSIONS



* all specifications and information subject to change. please visit www.dacor.com for the most current product details and install information

**Warranty: Limited , parts and labor for one year



24" WARMING DRAWER

EWD24SCH | HERITAGE COLLECTION



*Shown in Silver Stainless Steel with Epicure Style Handle

AVAILABLE MODELS

EWD24SCH 24" Stainless Steel with Epicure Style Handle and Chrome trim

FEATURES & BENEFITS

- Electronic Control Panel.
- Four Temperature Levels—Proof, Low, Medium and High (100-200°). Temperature will automatically set to the last temperature setting used when the drawer is turned on.
- Four Timer Settings—1, 2, 3 & 4 hours plus an infinite time mode which keeps the warming drawer on until you turn it off.
- The Infinite mode is very useful when you need the warming drawer on for extended periods of time like during parties and events or for use during the Sabbath.
- Blue LED Indicator lights.
- Large Capacity.
- 50 pound weight limit.
- Quick to heat with 500 watt heating element.
- Approved for installation under Dacor wall ovens, microwaves, cooktops and in under counter applications.
- Warming drawer only requires a 110v outlet so you can put one anywhere!

GENERAL PROPERTIES

FINISH

STAINLESS STEEL WTH
EPICURE HANDLE

TECHNICAL INFORMATION

ELECTRICAL REQUIREMENTS

120V/60HZ

TOTAL CONNECTED LOAD

120V/60HZ/15A

TOTAL AMPS

15 AMPS

UTILITY LOCATIONS

RIGHT REAR ADJACENT CABINET
OR BELOW INSTALLATION AREA

SHIPPING WEIGHT

70 LBS

PRODUCT DIMENSIONS

APPLIANCE DIMENSIONS (H X W X D) (IN.)

10 1/8" X 24" X 23 13/16"

CUT OUT DIMENSIONS (W X D) (IN.)

19 1/8" X 22 1/2" X 24" DEPTH
MINIMUM

DRAWER CAPACITY

1.33 CU. FT.

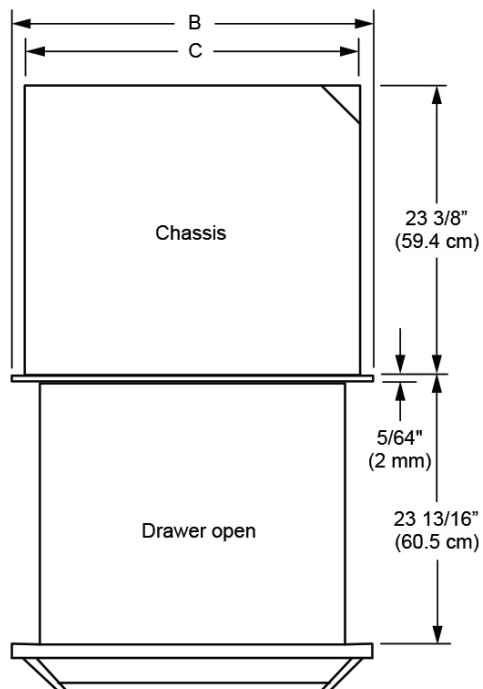
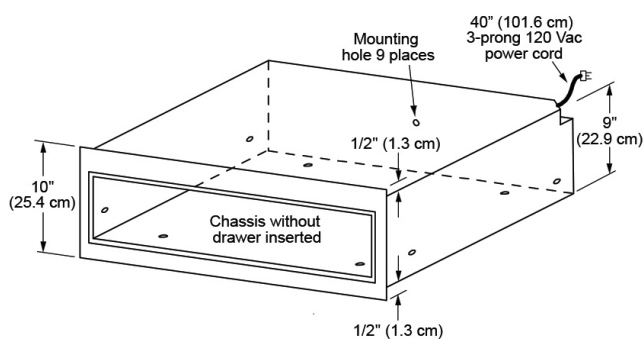
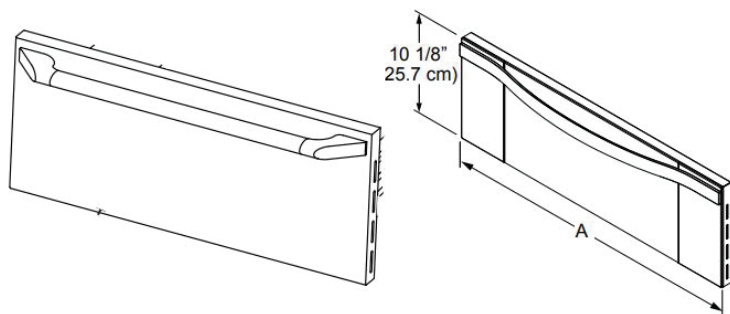


dacor

24" WARMING DRAWER

NON-INTEGRATED UNITS DIMENSIONS

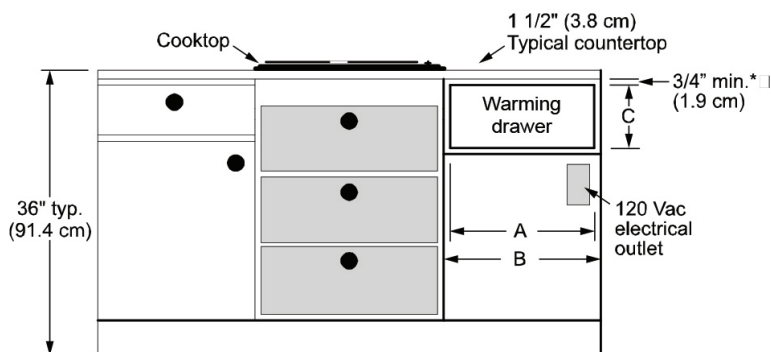
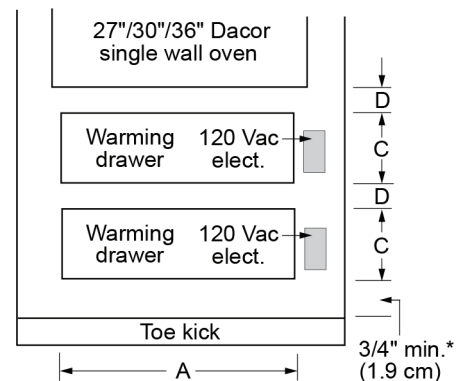
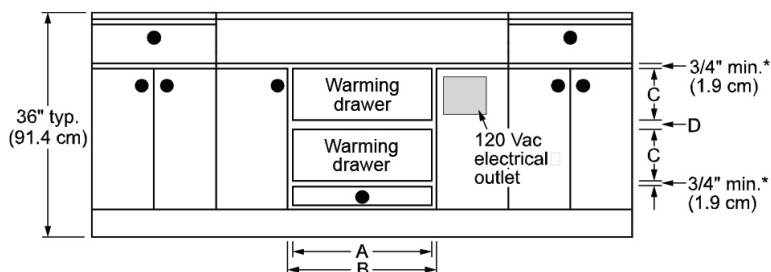
MODEL	A	B	C
EWD24	24"	23 5/8"	22 1/4"



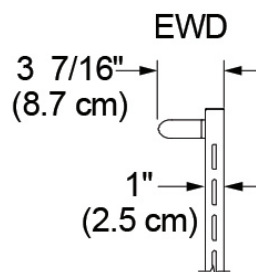
NON-INTEGRATED UNITS DIMENSIONS

MODEL	A	B	C	D	CUT OUT MIN.
EWD24	22 1/2"	24 1/4"	9 1/8"	11/4"	24"

CUTOUT DIMENSIONS



HANDLE DIMENSIONS



* all specifications and information subject to change. please visit www.dacor.com for the most current product details and install information

**Warranty: Limited , parts and labor for one year



30" WARMING DRAWER

ERWD30B | HERITAGE COLLECTION



GENERAL PROPERTIES	
FINISH	BLACK GLASS W/ BLACK HANDLE
TECHNICAL INFORMATION	
ELECTRICAL REQUIREMENTS	120V/60HZ
TOTAL CONNECTED LOAD	120V/60HZ/15A
TOTAL AMPS	15 AMPS
UTILITY LOCATIONS	RIGHT REAR ADJACENT CABINET OR BELOW INSTALLATION AREA
SHIPPING WEIGHT	76 LBS
PRODUCT DIMENSIONS	
APPLIANCE DIMENSIONS (H X W X D) (IN.)	10 1/8" X 30" X 23 13/16"
CUT OUT DIMENSIONS (W X D) (IN.)	28 1/2" X 24" DEPTH MINIMUM
DRAWER CAPACITY	1.73 CU. FT.

FEATURES & BENEFITS

- Electronic Control Panel.

→ Four Temperature Levels—Proof, Low, Medium and High (100-200°). Temperature will automatically set to the last temperature setting used when the drawer is turned on.

→ Four Timer Settings—1, 2, 3 & 4 hours plus an infinite time mode which keeps the warming drawer on until you turn it off.

→ The Infinite mode is very useful when you need the warming drawer on for extended periods of time like during parties and events or for use during the Sabbath.
- Blue LED Indicator lights.

→ Large Capacity.

→ 50 pound weight limit.

→ Quick to heat with 500 watt heating element.

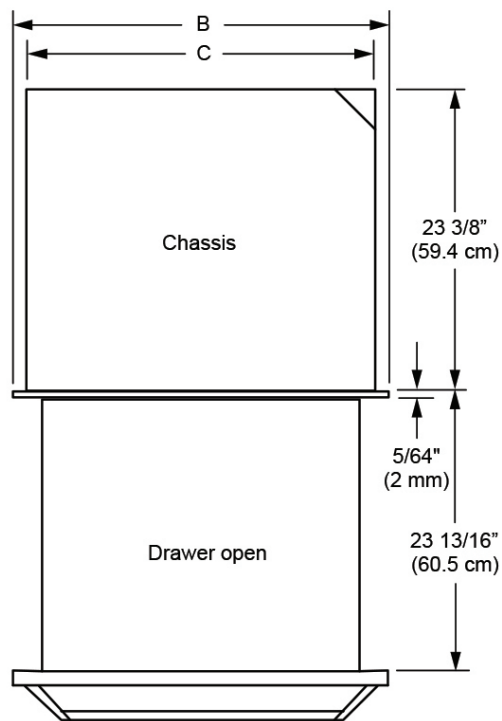
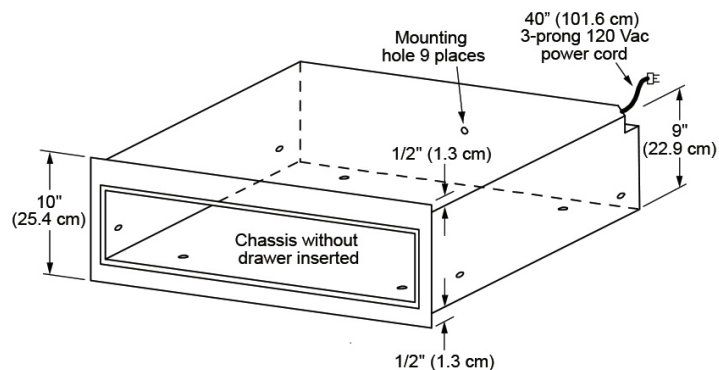
→ Approved for installation under Dacor wall ovens, microwaves, cooktops and in under counter applications.

dacor

30" WARMING DRAWER

NON-INTEGRATED UNITS DIMENSIONS

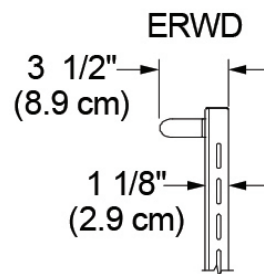
MODEL	A	B	C
ERWD30B	30"	29 5/8"	28 1/4"



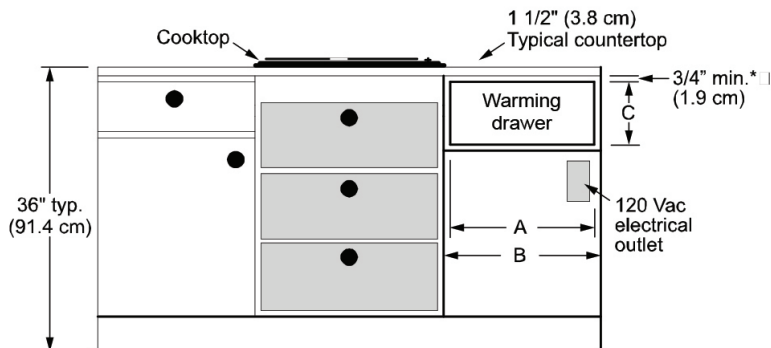
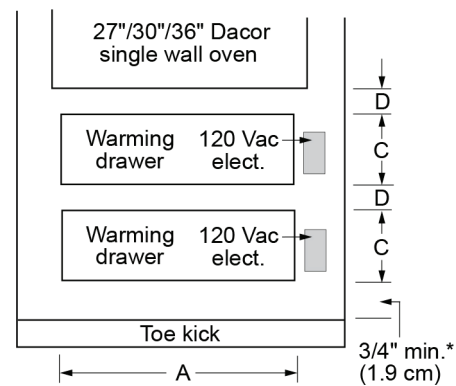
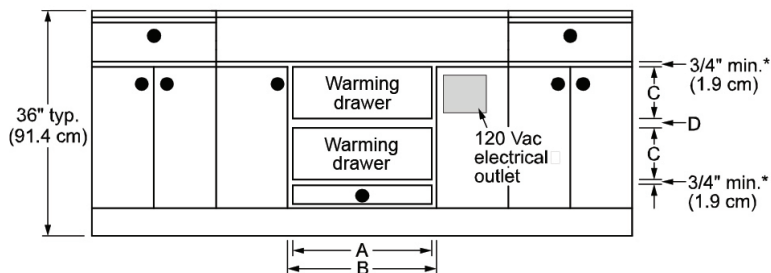
NON-INTEGRATED UNITS DIMENSIONS

MODEL	A	B	C	D	CUT OUT MIN.
ERWD30B	28 1/2"	30 1/4"	9 1/8"	11/4"	24"

HANDLE DIMENSIONS



CUTOUT DIMENSIONS



* all specifications and information subject to change. please visit www.dacor.com for the most current product details and install information

**Warranty: Limited , parts and labor for one year



27" WARMING DRAWER

ERWD27B | HERITAGE COLLECTION



GENERAL PROPERTIES

FINISH	BLACK GLASS W/ BLACK HANDLE
--------	-----------------------------

TECHNICAL INFORMATION

ELECTRICAL REQUIREMENTS	120V/60HZ
TOTAL CONNECTED LOAD	120V/60HZ/15A
TOTAL AMPS	15 AMPS
UTILITY LOCATIONS	RIGHT REAR ADJACENT CABINET OR BELOW INSTALLATION AREA
SHIPPING WEIGHT	73 LBS

PRODUCT DIMENSIONS

APPLIANCE DIMENSIONS (H X W X D) (IN.)	10 1/8" X 27" X 23 13/16"
CUT OUT DIMENSIONS (W X D) (IN.)	25 1/2" X 24" DEPTH MINIMUM
DRAWER CAPACITY	1.53 CU. FT.

FEATURES & BENEFITS

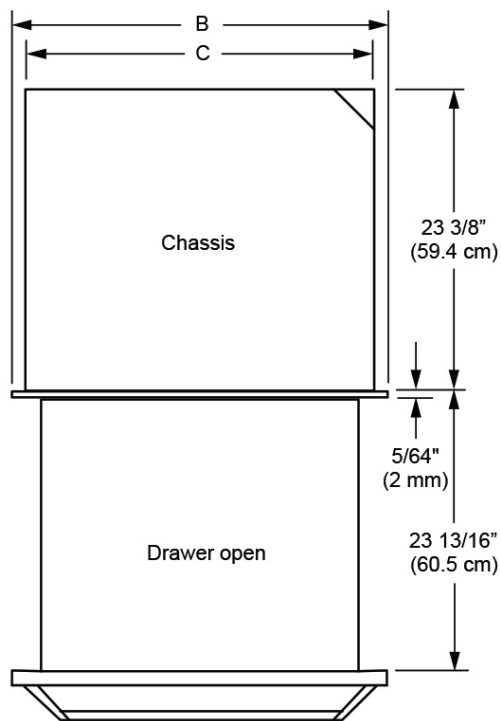
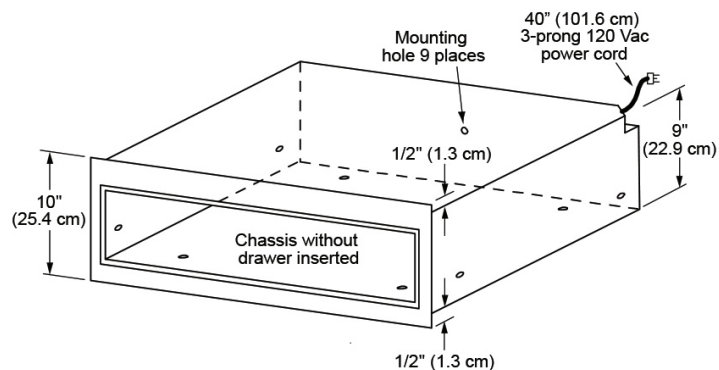
- Electronic Control Panel.
 - Four Temperature Levels—Proof, Low, Medium and High (100-200°). Temperature will automatically set to the last temperature setting used when the drawer is turned on.
 - Four Timer Settings—1, 2, 3 & 4 hours plus an infinite time mode which keeps the warming drawer on until you turn it off.
 - The Infinite mode is very useful when you need the warming drawer on for extended periods of time like during parties and events or for use during the Sabbath.
- Blue LED Indicator lights.
 - Large Capacity.
 - 50 pound weight limit.
 - Quick to heat with 500 watt heating element.
 - Approved for installation under Dacor wall ovens, microwaves, cooktops and in under counter applications.

dacor

27" WARMING DRAWER

NON-INTEGRATED UNITS DIMENSIONS

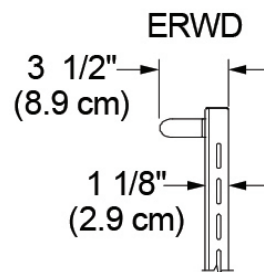
MODEL	A	B	C
ERWD27B	27"	26 5/8"	25 1/4"



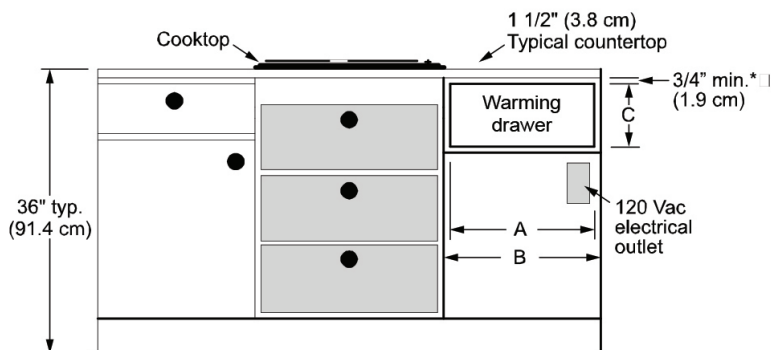
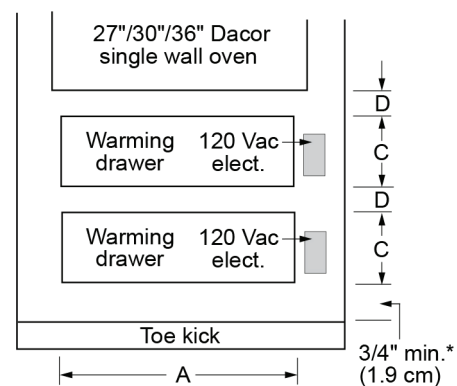
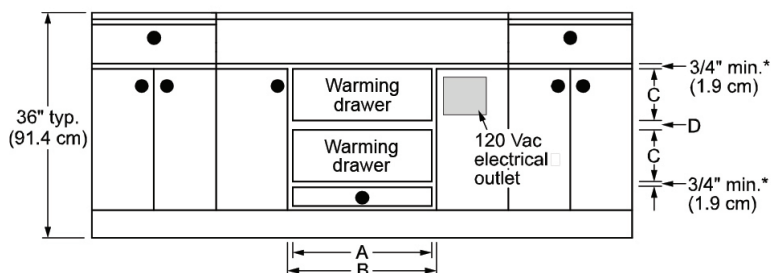
NON-INTEGRATED UNITS DIMENSIONS

MODEL	A	B	C	D	CUT OUT MIN.
ERWD27B	25 1/2"	27 1/4"	9 1/8"	11/4"	24"

HANDLE DIMENSIONS



CUTOUT DIMENSIONS



* all specifications and information subject to change. please visit www.dacor.com for the most current product details and install information

**Warranty: Limited , parts and labor for one year