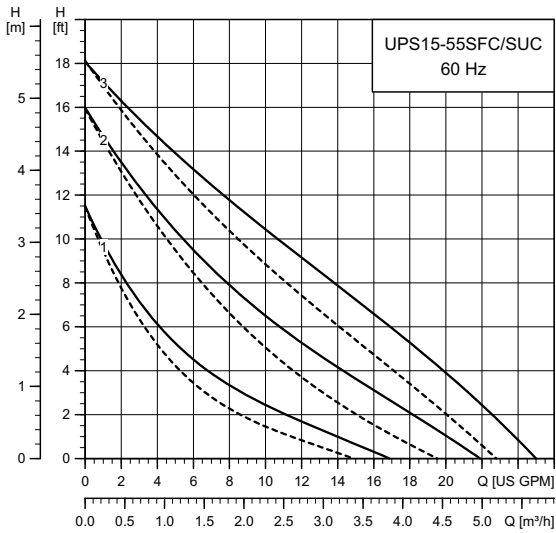


Stainless steel

Open systems	Product number		Flow		Head		Flanged	Union	NPT	Sweat	Check valve	Timer	Line cord	Page
	115 V	230 V	[gpm]	[m ³ /h]	[ft]	[m]								
UP 15-10 SU7P/TLC*	595916	-	0-3	0-0.7	0-3	0-0.9		•	•			•	•	45
UP 15-29 SF	59896771	-	0-22	0-5.0	0-10	0-3.0	•							48
UP 15-29 SU	59896775	59896784	0-22	0-5.0	0-10	0-3.0		•						48
UP 15-29 SU/LC	59896776	-	0-22	0-5.0	0-10	0-3.0		•					•	48
UP 15-29 SUC/TLC	59896777	-	0-22	0-5.0	0-10	0-3.0		•		•	•		•	48
UP 15-35 SUC	-	59896785	0-22	0-5.0	0-12	0-3.7		•		•				49
UPS 15-35 SFC	59896772	-	0-22	0-5.0	0-12	0-3.7	•			•				50
UPS 15-35 SUC	59896778	-	0-22	0-5.0	0-12	0-3.7		•		•				50
UP 15-35 SUC/TLC	59896780	-	0-22	0-5.0	0-12	0-3.7		•		•	•		•	49
UP 15-55 SUC	-	59896786	0-25	0-5.7	0-18	0-5.5		•		•				58
UPS 15-55 SFC	59896773	-	0-25	0-5.7	0-18	0-5.5	•			•				59
UPS 15-55 SUC	59896781	-	0-25	0-5.7	0-18	0-5.5		•		•				58
UPS 15-55 SUC/TLC	59896783	-	0-25	0-5.7	0-18	0-5.5		•		•	•		•	59
UPS 26-150 SF	95906632	95906633	0-51	0-11.6	0-47	0-14.3	•							72
UPS 43-100 SF	95906638	95906639	0-68	0-15.4	0-33	0-10.0		•						77
UPS 50-60 SF	97523136	97523137	0-125	0-28.4	0-21	0-6.4	•							80

* **Note:** Comfort system with 3/4" M x FNPT

UPS 15-55 SFC/SUC/TLC



TM03 8849 4412

Flow range: 0-25 gpm (0 - 5.7 m³/h)
 Head range: 0-18 ft (0 - 5.5 m)
 Motors: 2-pole, single-phase
 Max. liquid temperature: 230 °F (110 °C)
 Min. liquid temperature: 36 °F (2 °C)
 Max. system pressure: 145 psi (10 bar)

Note: If the UP pump is equipped with a timer, the maximum liquid temperature is 150 °F (66 °C).

Model	Speed	Volts	Amps	Watts	Hp	Capacitor
UPS 15-55 SFC	3	115	0.75	87	0.12	10 µF/180 V
	2		0.69	77	0.1	
	1		0.53	58	0.08	
UPS 15-55 SUC	3	115	0.69	87	0.12	
	2		0.66	74	0.1	
	1		0.31	56	0.08	

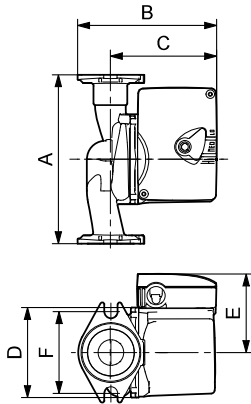
— Without check valve
 - - - With check valve

Approvals



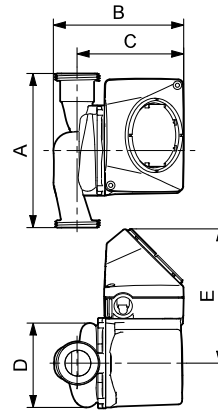
Drinking Water System Components
 In Accordance with NSF/ANSI 372

UPS 15-55 SFC



TM03 8779 2507

UPS 15-55 SUC/TLC



TM03 8778 2507

Model	Product number 115 V	Dimensions [inches (mm)]						Connection type and size	Shipping weight [lbs (kg)]
		A	B	C	D	E	F		
UPS 15-55 SFC	59896773	6.50 (165)	5.50 (140)	4.13 (105)	3.88 (99)	2.94 (75)	3.13 (80)	GF 15/26	13.2 (6.0)
UPS 15-55 SUC	59896781	5.88 (149)	5.06 (129)	4.13 (105)	3.44 (87)	2.94 (75)	-	GU 125	11.9 (5.4)
UPS 15-55 SUC/TLC	59896783	5.88 (149)	5.06 (129)	4.13 (105)	3.44 (87)	2.94 (75)	-	GU 125	13.6 (6.2)

Note: LC/TLC models have a 6 ft (1.8 m), 3-prong power cord.
 Removable check valve.
 Dimensions in inches unless otherwise noted.