



## River Falls™

Top-mount Utility Sink  
**K-6657-3**

### Features

- 27-inch minimum base cabinet width.
- KOHLER cast iron.
- Acid-resistant enamel finish.
- Single bowl.
- Top-mount.
- Integral washboard.
- Three faucet holes.
- 25" (635 mm) x 22" (559 mm)

### Recommended Accessories

K- 9000 P-Trap

### Optional Accessories

K- 8801 Sink Strainer

### Components

Additional included component/s: Wire rack, and soaking pan.



### Codes/Standards












ASME A112.19.1/CSA B45.2

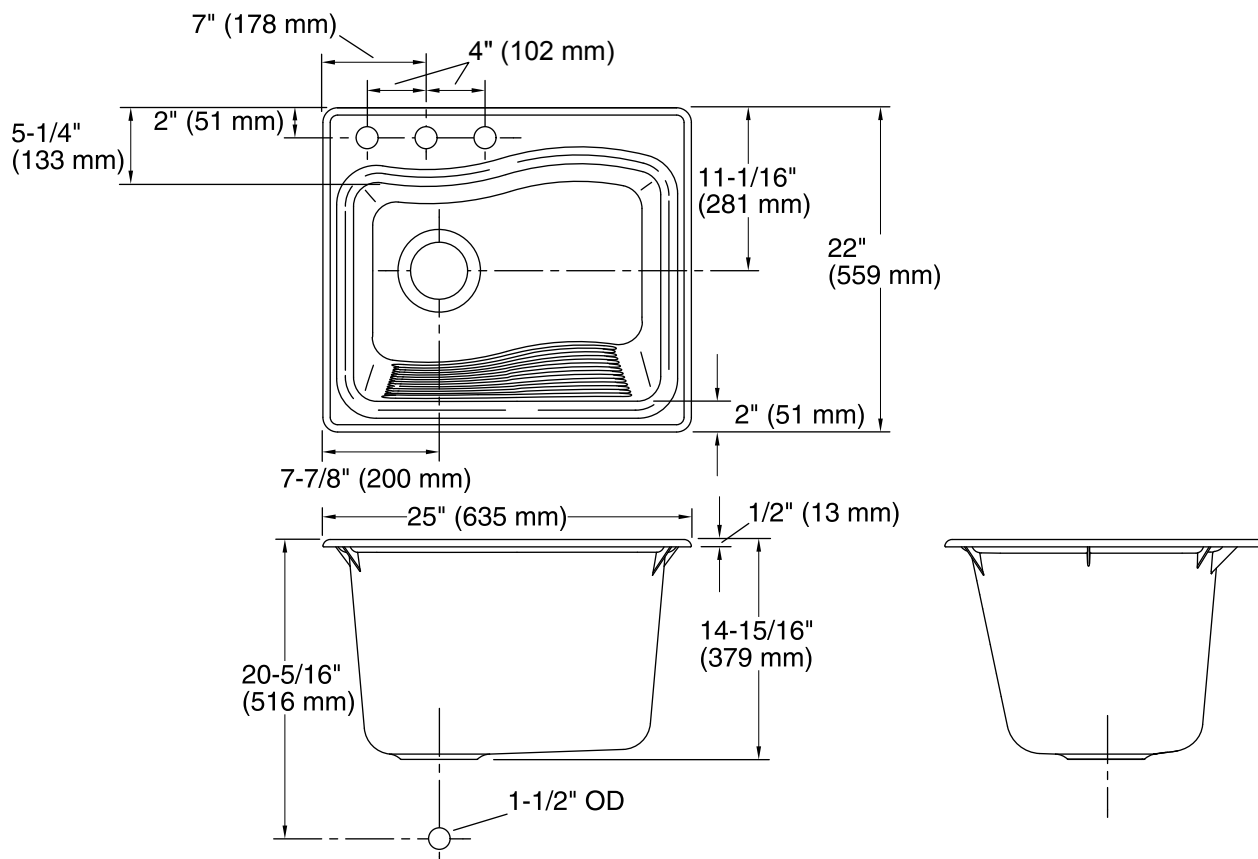
### KOHLER® Enameled Cast Iron Kitchen Sink - Lifetime Limited Warranty

See website for detailed warranty information.

### Available Color/Finishes

*Color tiles intended for reference only.*

Color	Code	Description
	0	White
	FF	Sea Salt™
	96	Biscuit
	47	Almond
	FD	Cane Sugar™
	95	Ice™ Grey
	G9	Sandbar
	K4	Cashmere
	20	Suede
	KA	Black 'n Tan
	7	Black Black™



## Technical Information

All product dimensions are nominal.

Bowl configuration: Single

Installation: Top-mount

Bowl area  
Length: 21-1/2" (546 mm)  
Width: 14-3/4" (375 mm)  
Bowl depth: 14-1/4" (362 mm)

Number of deck holes: 3

Faucet hole(s): 1-3/8" (35 mm)

Drain hole: 3-5/8" (92 mm)

Template: Top-mount, 1079984-7, required, included

## Notes

Install this product according to the installation guide.