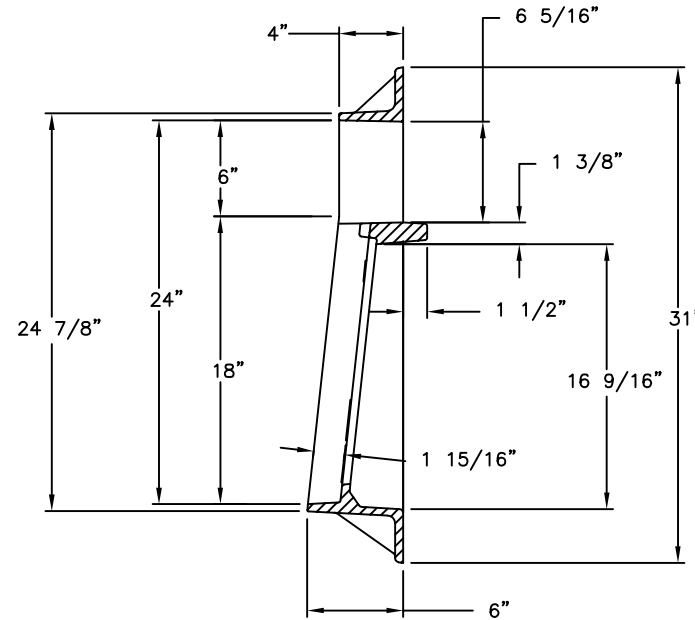
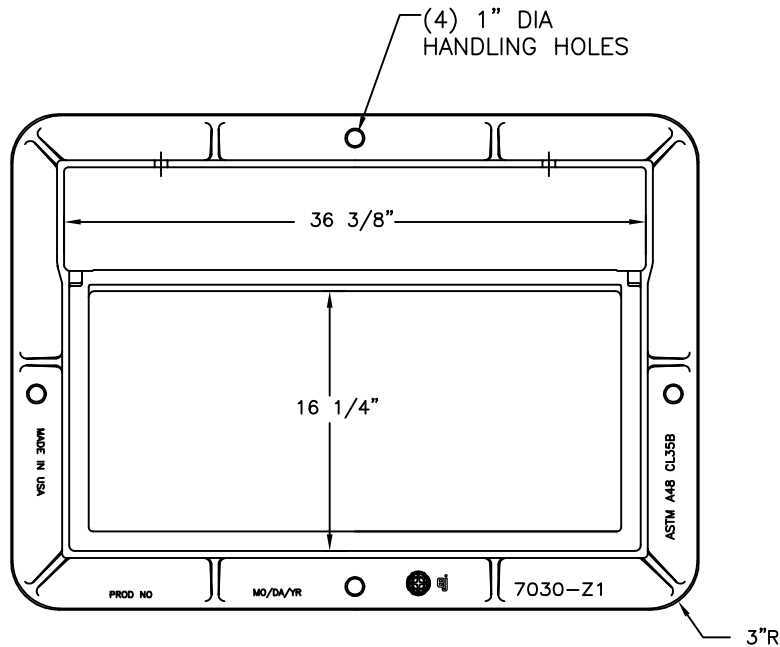
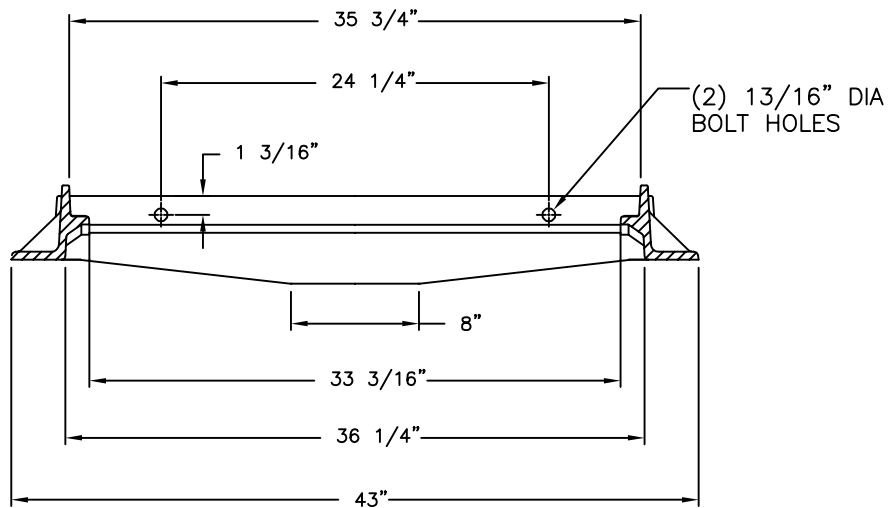


# 7030Z1 Curb Inlet Frame



FRAME SECTION



FRAME SECTION

## Product Number

00703012

## Design Features

- Materials  
Gray Iron (CL35B)
- Design Load  
Heavy Duty
- Open Area  
n/a
- Coating  
Dipped
- ✓ Designates Machined Surface

## Estimated Weight

- 179 lb

## Certification

- ASTM A48
- AASHTO H20
- Country of Origin: USA

## Drawing Revision

03/15/2004 Designer: JIJ  
3/2/2018 Revised By: MAH

## Disclaimer

Weights (lbs./kg) dimensions (inches/mm) and drawings provided for your guidance. We reserve the right to modify specifications without prior notice.

CONFIDENTIAL: This drawing is the property of EJ GROUP, Inc., and embodies confidential information, registered marks, patents, trade secret information, and/or know how that is the property of EJ GROUP, Inc. Copyright © 2012 EJ GROUP, Inc. All rights reserved.

## Contact

800 626 4653  
ejco.com