



Features

- End drain.
- Slotted overflow for deep soaking.
- Integral lumbar support.
- 60" (1524 mm) x 32" (813 mm) x 21" (533 mm)

Material

- Acrylic

Installation

- Drop-in or under-mount.

Required Accessories

K- 7271 Brass Slotted Overflow Bath Drain

or

K- 7272 PVC Slotted Overflow Bath Drain

Recommended Accessories

K- 590 Under-mount Installation Kit

K- 24916 Wireless Music Kit



Codes/Standards

CSA B45.5/IAPMO Z124

ASTM E162

ASTM E662











Greenguard UL 2818 - Gold

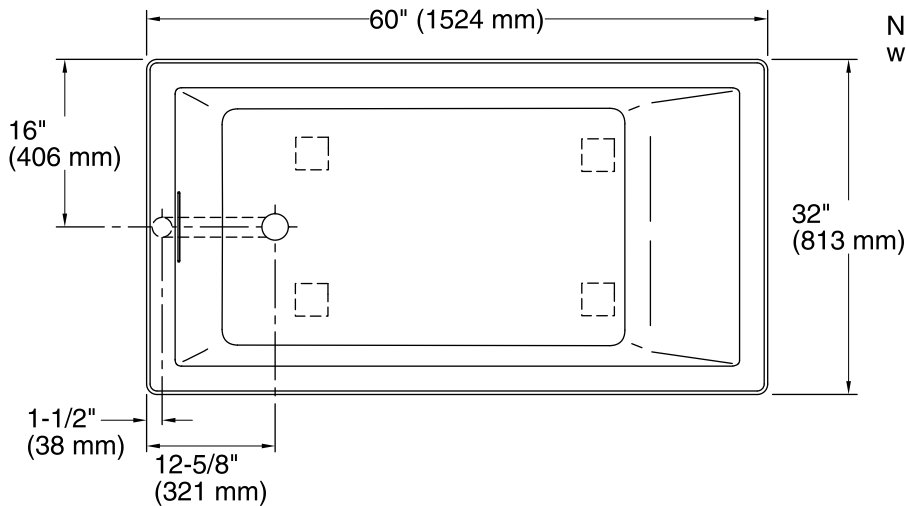
KOHLER® One-Year Limited Warranty

See website for detailed warranty information.

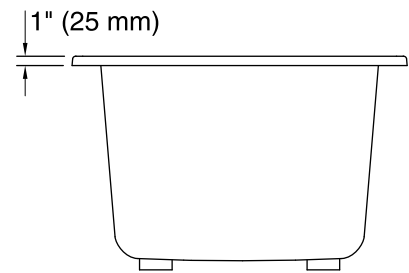
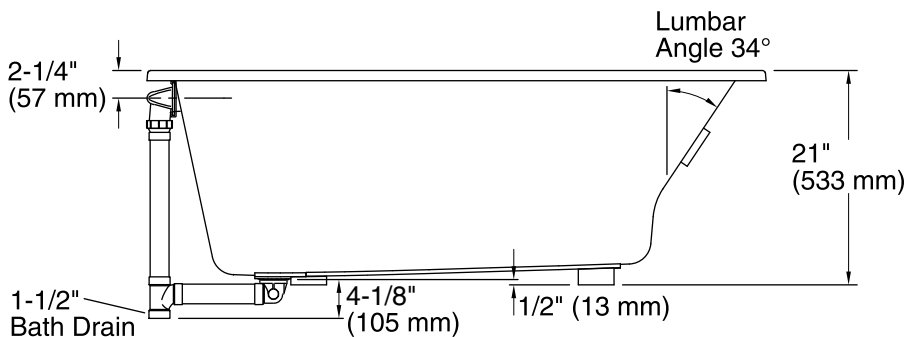
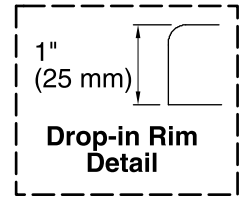
Available Color/Finishes

Color tiles intended for reference only.

Color	Code	Description
	0	White
	96	Biscuit
	47	Almond
	NY	Dune
	95	Ice™ Grey
	G9	Sandbar
	33	Mexican Sand™
	K4	Cashmere
	58	Thunder™ Grey
	7	Black Black™



No change in measurements if connected with drain illustrated. (K-7272)



Technical Information

All product dimensions are nominal.

Installation:	Drop-in, Under-mount
Drain location:	End
Basin area, bottom:	42" x 23-1/2" (1067 mm x 597 mm)
Basin area, top:	55-1/8" x 27-1/8" (1400 mm x 689 mm)
Weight:	75 lbs (34 kg)
Minimum floor load:	58 lbs/ft ² (283.2 kg/m ²)
Water depth:	17-1/8" (435 mm)
Water capacity:	81 gal (306.6 L)
Cutout:	Drop-in, 59-1/2" x 31-1/2" (1511 mm x 800 mm)
Minimum flat for door:	2-3/8" (60 mm)

Notes

Measure your actual product for rough-in details.

Install this product according to the installation instructions.

The hot water supply should be 70% of the capacity of the bath or greater. Installations will vary.