



**Pallene®**  
Above-counter Bathroom Sink  
**K-14016**

**Features**

- Glass.
- Above-counter.
- No faucet holes; requires wall- or counter-mount faucet.
- Without overflow.
- ADA compliant when installed to a 1" (25 mm) thick slab with wall-mounted or single-hole, single-control faucet.
- 19" (483 mm) diameter

**Required Accessories**

K- 7107 Decorative Drain

or

K- 7108 Decorative Drain

or

K- 7129 Drain

**Components**

Additional included component/s: Drain gasket kit.



**ADA**

**Codes/Standards**

CSA B45.11/IAPMO Z401

ADA

ICC/ANSI A117.1


**KOHLER® One-Year Limited Warranty**

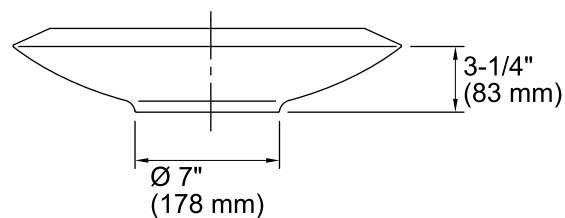
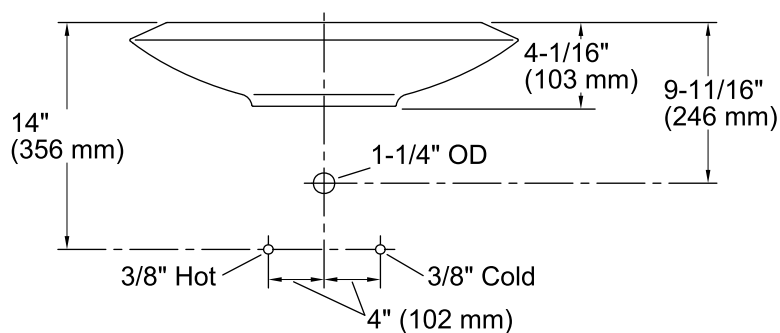
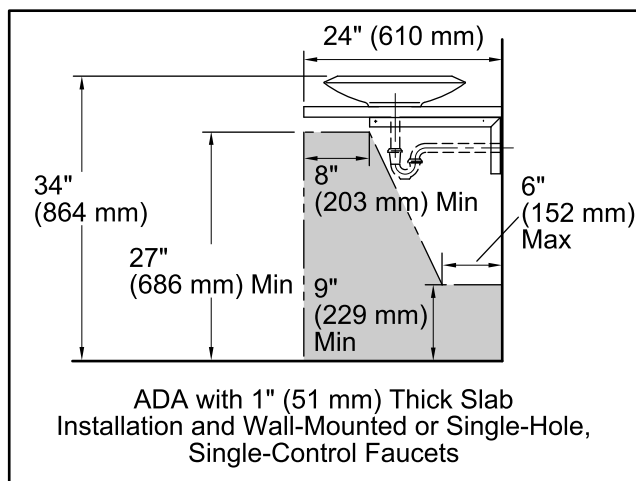
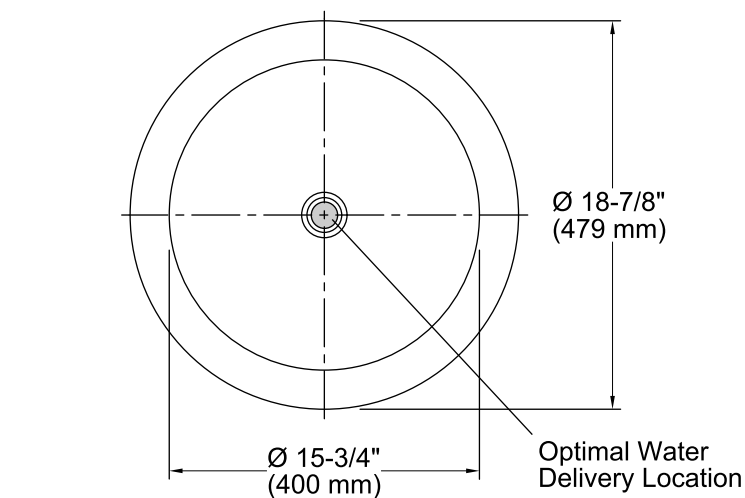
See website for detailed warranty information.

**Available Color/Finishes**

*Color tiles intended for reference only.*

Color	Code	Description
-------	------	-------------

	B11	Ice
--------------------------------------------------------------------------------------	-----	-----



#### Technical Information

All product dimensions are nominal.

Bowl configuration: Single

Installation: Above-counter

Bowl area (Only) Diameter: 15-3/4" (400 mm)  
Water depth: 3-1/2" (89 mm)

Drain hole: 1-5/8" (41 mm)

#### Notes

Install this product according to the installation guide.

Product does not have an overflow.

ADA compliant when installed to the specific requirements of these regulations.