



Finial® Frameless Pivot Shower Door K-705741-L

Features

- Frameless design highlights showering area.
- No top header eliminates clearance issues.
- Frameless, 1/2" (12 mm) thick Crystal Clear tempered glass.
- 1/2" (12 mm) tempered glass sidelite and 1/2" (12 mm) tempered strikelite.
- Generous inside and outside solid 14-inch handles complete the look of this door.
- CleanCoat® technology creates a barrier between the water and glass to help keep your shower door looking new.
- Coordinates with Finial® Suite.

Material

- Anodized aluminum prevents rusting or corrosion.
- Tempered glass ensures maximum safety and durability.

Installation

- Out-of-plumb adjustability allows for simpler installation.
- Can be installed to open to the left or right.

Components

Product includes:

- K- 705762-L Glass Sidelite
- K- 705759-L Glass Panel
- K- 705766 Shower Door Assembly Kit
- K- 705769 Shower Door Handles



Codes/Standards




CPSC 16CFR 1201
ANSI Z97.1 (Tempered Glass)

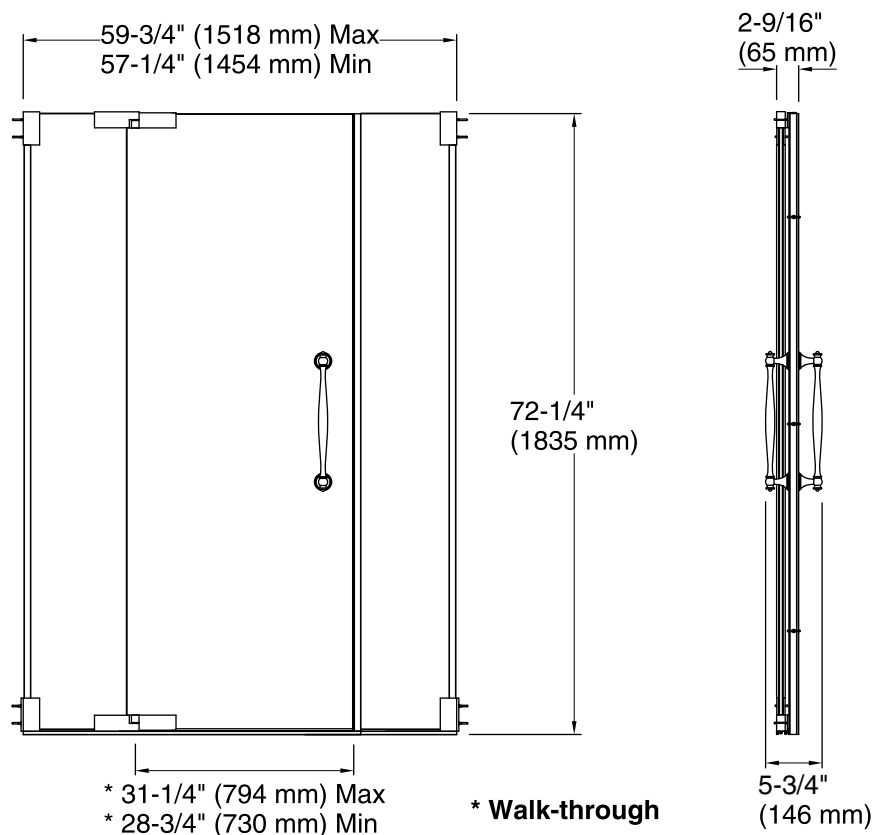
KOHLER® One-Year Limited Warranty

See website for detailed warranty information.

Available Color/Finishes

Color tiles intended for reference only.

Color	Code	Description
	SHP	Bright Polished Silver
	NX	Brushed Nickel
	ABV	Anodized Brushed Bronze



Technical Information

All product dimensions are nominal.

Installation type: For receptor installation

Opening style: Pivot

Opening Width - Min: 57-1/4" (1454 mm)

Opening Width - Max: 59-3/4" (1518 mm)

Walk-through - Min: 28-3/4" (730 mm)

Walk-through - Max: 31-1/4" (794 mm)

Glass thickness: 1/2" (13 mm)

Notes

Install this product according to the installation guide.