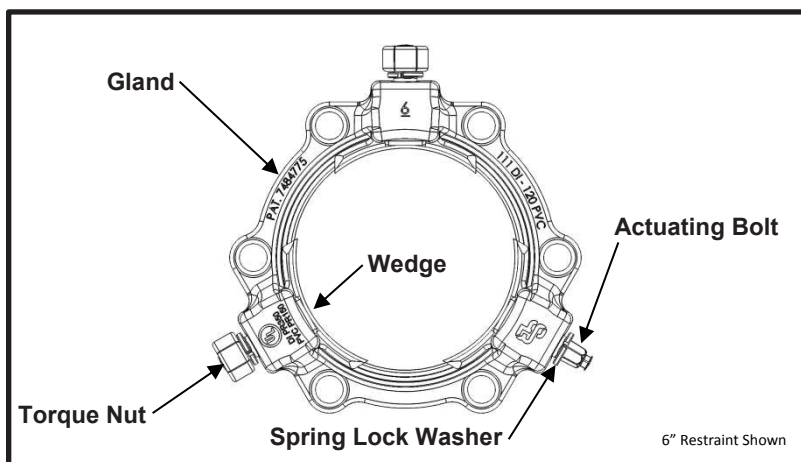


SPECIFICATION

CAM-LOCK™ JOINT RESTRAINT

MODEL 120



APPLICATIONS

- **Typical Uses**
 - Restraining and sealing PVC pipe ends to mechanical joint valves or fittings
- **Standard Pipe Size**
 - Ductile Iron Size Pipe 4" - 36" nominal
 - IPS Pipe Size 3" - 12" nominal
- **Type of Pipe**
 - PVC - *Suitable applications for PVC are limited to SDR 26 or heavier wall pipe as defined by ASTM D2241*
- **Working Pressure**
 - Ductile Iron Size Pipe: Rated at pressure rating of the PVC pipe installed on (up to 235 psi; 30" - 150 psi; 36" = 125 psi)
 - IPS Pipe Size : Rated at pressure rating of the PVC pipe installed on (up to 235 psi)

MATERIALS

- **Gland**
 - Cast using Ductile Iron 65-45-12 per ASTM A536
 - Flexi-Coat® fusion bonded epoxy finish meets requirements of AWWA C213
 - Wedge pocket designed for unique cam action for maximum wedge engagement
 - Maximum Pipe Deflection: 3" = 3°, 4" - 12" = 5°, 14" - 16" = 2°, 18" - 24" = 1.5°, 30" - 36" = 1°
- **Wedge**
 - Cast using Ductile Iron 65-45-12 per ASTM A536
 - E-Coated Epoxy finish, color coded red
 - Contoured single tooth design for maximum pipe engagement
 - Heat treated to RC 45
- **Torque Nut**
 - 1008/1010 Carbon Steel
 - E-Coated Epoxy finish, color coded red
 - Fits standard socket sizes 3" = 1-1/16", 4"-24" = 1-1/4", 30"-36" = 1-5/8"
 - Low breakaway torque 45 - 60 ft. lbs.
- **Actuating Bolt**
 - Cast using Ductile Iron 60-40-18 per ASTM A536
 - E-Coated Epoxy finish, color coded red
 - 3/4" - 10 UNC - 2A - LH
 - Secondary 5/8" hex shank used for fitting removal and reuse



SPECIFICATION

CAM-LOCK™ JOINT RESTRAINT

MODEL 120

- **Spring Lock Washer**
 - Carbon Steel per ANSI B18.21.1
 - 5/8" diameter
 - Designed to retain actuating bolt to prevent lost hardware if fitting is removed

LISTINGS

- UL Listed for AWWA C900 DR18 PC150 PVC pipe sizes 4" – 12" at 150 psi

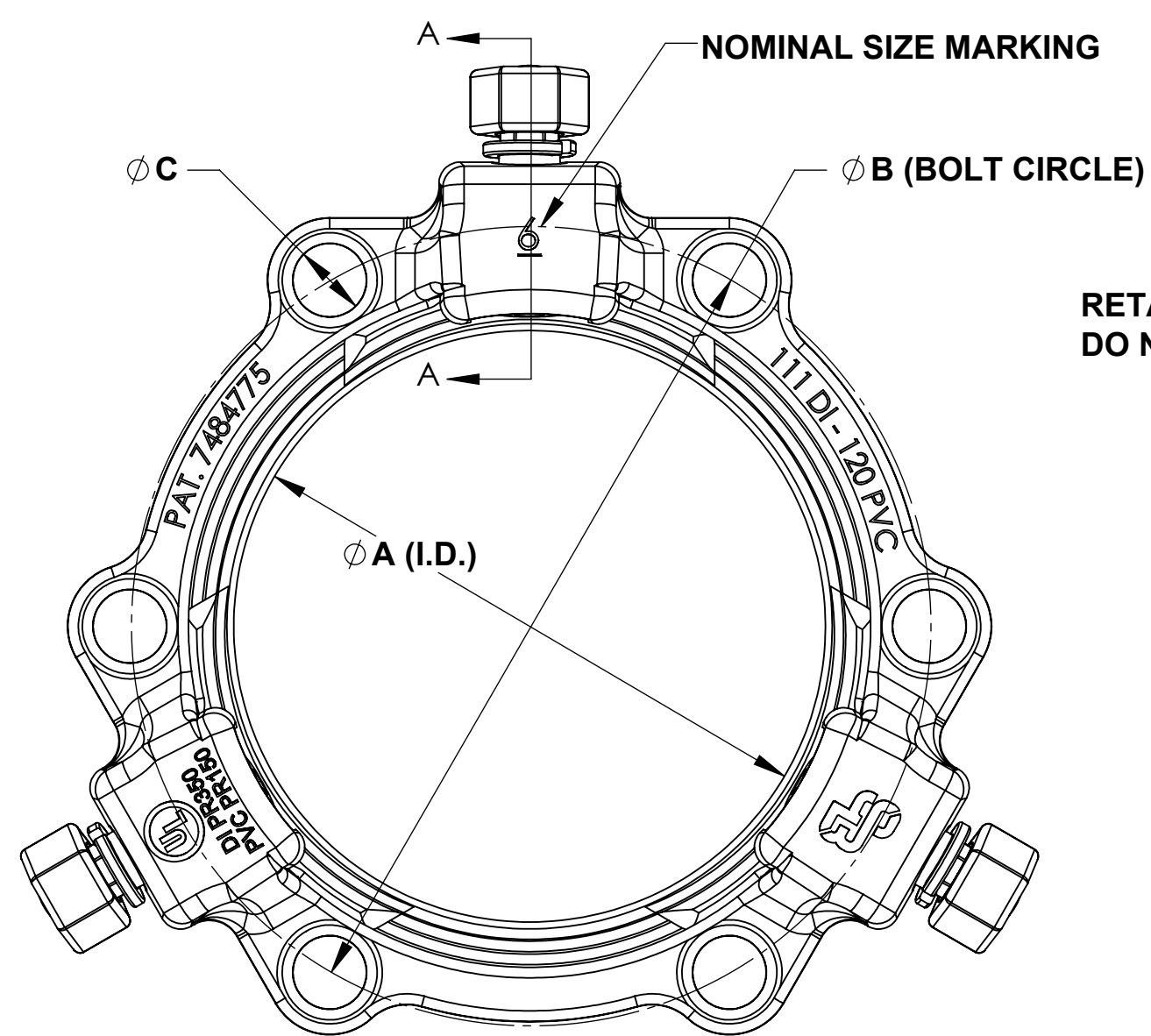
OPTIONS

- Multi-Seal Gasket 4" – 12" sizes
- Anode Connector
- Installation Kit: High Strength Low Alloy (HSLA) 1/2" longer T-bolts, nuts and MJ Gasket accommodating AWWA C110 fittings
- Installation Kit: 304 Stainless Steel 1/2" longer T-bolts, fluoropolymer coated nuts, and MJ Gasket accommodating AWWA C110 fittings

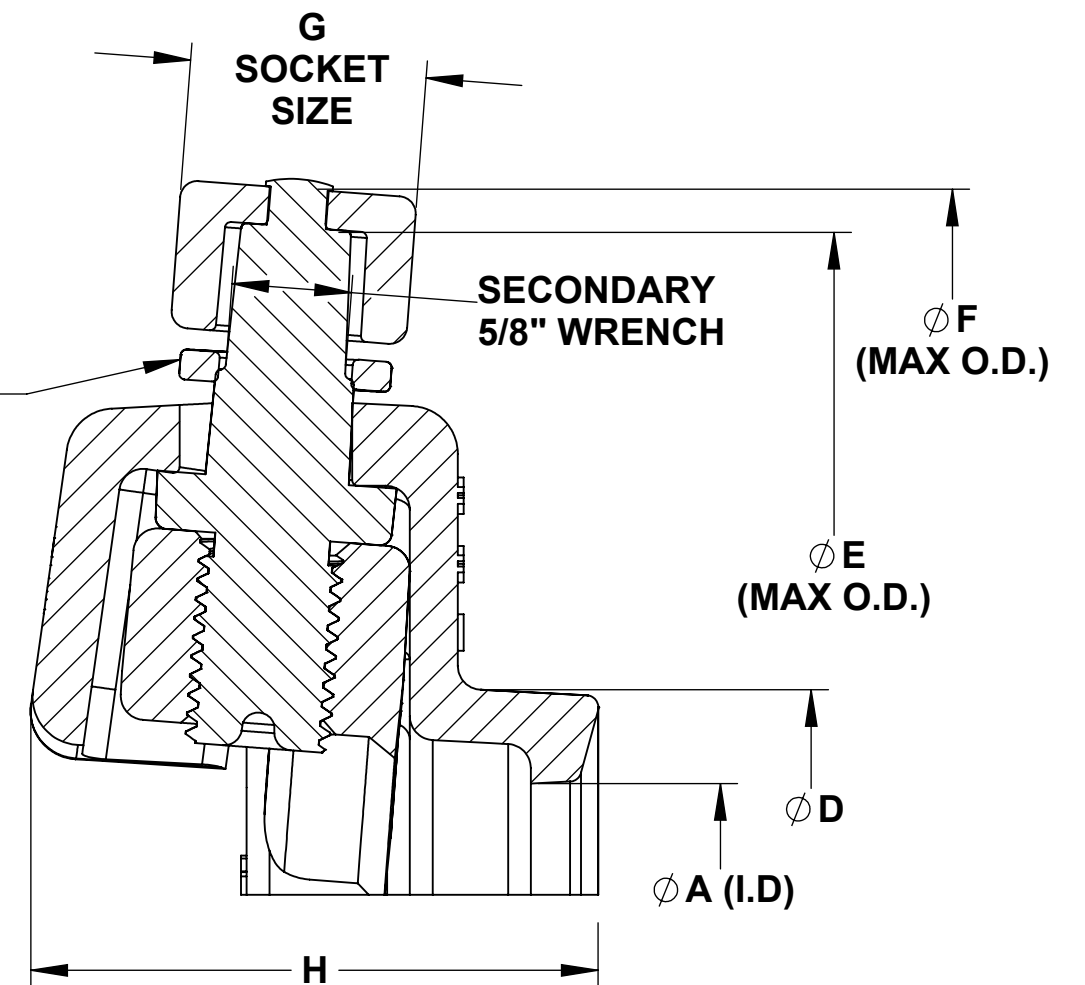
NOTES

- Flexi-Coat® is a registered trademark of Smith-Blair Inc.
- Cam-Lock™ is a trademark of Smith-Blair Inc.
- These product specifications were correct at the time of publication and are subject to change without notice
- See the Smith-Blair website for part numbers and ordering information
- See the Smith-Blair website for warranty information
- See the Smith-Blair website for corrosion notice

30 Globe Ave, Texarkana, AR 71854
Ph: 870-773-5127 • Fax: 870-773-5212
Toll-Free Numbers: Ph: 800-643-9705 • Fax: 800-648-6792



RETAINING WASHER
DO NOT REMOVE



SECTION A-A

NOTES:
1. APPROXIMATE WEIGHTS BASED ON KIT (CAM-LOCK, GASKET, NUTS, AND BOLTS)

NOMINAL PIPE SIZE	PIPE OD	IPS OD	A	B	C	D	E	F	G	H	WEDGE QTY.	WEIGHT EA. LBS.	OPTIONAL T-BOLTS		
													SIZE	LENGTH	QUANTITY
3	-	3.50	4.08	6.19	0.75	4.88	10.04	10.64	1-1/16"	2.85	2	11	5/8"-11	3.00	4
4	4.80	4.50	4.93	7.50	0.875	5.92	10.90	11.50	1-1/4"	2.95	2	12	3/4"-10	4.00	4
6	6.90	6.63	7.03	9.50	0.875	8.02	12.77	13.37	1-1/4"	3.00	3	18	3/4"-10	4.00	6
8	9.05	8.63	9.18	11.75	0.875	10.17	14.92	15.52	1-1/4"	3.00	3	20	3/4"-10	4.50	6
10	11.10	10.75	11.23	14.00	0.875	12.22	16.97	17.57	1-1/4"	3.10	6	33	3/4"-10	4.50	8
12	13.20	12.75	13.33	16.25	0.875	14.32	19.07	19.67	1-1/4"	3.12	8	42	3/4"-10	4.50	8
14	15.30	N/A	15.50	18.75	0.875	16.40	21.24	21.84	1-1/4"	3.17	10	55	3/4"-10	5.00	10
16	17.40	N/A	17.60	21.00	0.875	18.50	23.34	23.94	1-1/4"	3.22	12	68	3/4"-10	5.00	12
18	19.50	N/A	19.70	23.25	0.875	20.60	25.44	26.04	1-1/4"	3.22	12	75	3/4"-10	5.00	12
20	21.60	N/A	21.80	25.50	0.875	22.70	27.54	28.14	1-1/4"	3.32	14	87	3/4"-10	5.00	14
24	25.80	N/A	26.00	30.00	0.875	26.90	31.74	32.34	1-1/4"	3.41	16	110	3/4"-10	5.00	16
30	32.00	N/A	32.18	36.88	1.125	33.30	39.48	40.06	1-5/8"	4.55	20	291	1"-8	7.50	20
36	38.30	N/A	38.48	43.75	1.125	39.60	45.78	46.36	1-5/8"	4.55	24	370	1"-8	7.50	24

UL LISTED FOR AWWA C900 DR18 PC150 PVC PIPE SIZES
4" - 12" AT 150 PSI

TOLERANCES U.N.O. .XX= ±.03 .XXX= ±.015 FRACTIONS= ANGLES=±1° MACH. FIN= ALL DIMENSIONS ARE IN INCHES.	NOTES: REMOVE BURRS AND SHARP EDGES DO NOT SCALE DWG.	APP'D		DATE	
		CK'D		DATE	
	SCALE: <div>N/A</div>	DRN	CHD	DATE	2/19/16
TITLE					
SPECIFICATION CAM-LOCK™ JOINT RESTRAINT MODEL 120					
SMITH-BLAIR, Inc. TEXARKANA, ARKANSAS		P/N <div>N/A</div>			
		DWG. NO. SPEC_120.DRW	1 OF 1 SHEET	7/28/16 REV.	