



Water Connects Us®

Headquarters
10500 Seymour Avenue
Franklin Park, IL 60131-1238
P: +1 847.671.4300 / 800.982.5839
F: +1 847.671.4380 / 800.447.8329
customer.service@sloan.com
www.sloan.com

2017

Wholesalers List Price Book

Effective Date: February 5, 2017

Fixtures

WEP

Sensor-Activated
Optima Systems

OLP

Faucets & Sinks

OLP

Manual Products

WLP

Manual Repair
Parts & Kits

CLP

Electronic Repair
Parts & Kits

ELP

Genuine MicroPlumb®
Parts

PWT

Sloan Plumbing Products Terms

Effective Date: February 5, 2017

Minimum order requirements

The minimum order value is \$150.00 net. In the event an order is received under the stated minimum order value, a \$25.00 service charge will be applied to the order. All service charges are non-refundable.

TERMS

All prices are F.O.B. Factory with full freight allowed on **\$3,500.00 net** within the United States (contiguous), such allowance to be based on the lowest rate medium of transportation. All vitreous china ONLY orders are full freight allowed on **\$10,000.00 net** within the United States (contiguous), such allowance to be based on the lowest rate medium of transportation. All Sloan Sink ONLY orders are full freight allowed on **\$10,000.00 net** within the United States (contiguous), such allowance to be based on the lowest rate medium of transportation. Additional freight services, such as construction site delivery, lift gate delivery service, re-consigned freight or notification charges, are not included in FFA terms, and will result in additional freight charges.

DOMESTIC WHOLESALE CASH DISCOUNT TERMS: 2% 30 days, NET 31 days from date of invoice

A 2% discount is offered for payment on or before 30 days from date of invoice with the net amount due the next day, subject to a service charge of 1% applied monthly. Any conditions or terms payment on purchase orders which are contradictory to our cash discount offer shall be of no effect. Please address envelope in all "CAPS" (uppercase) when remitting to: 3761 PAY-SPHERE CIRCLE, CHICAGO, IL 60674

LIMITED WARRANTY

Unless otherwise noted, Sloan Valve Company warrants its products to be made of first class materials, free from defects of material or workmanship under normal use and to perform the service for which they are intended in a thoroughly reliable and efficient manner when properly installed and serviced, for a period of three years (1 year on SF faucets, special finish and PWT electronics and 30 days on PWT software) from date of purchase. During this period, Sloan Valve Company will, at its option, repair or replace any part or parts which prove to be thus defective if returned to Sloan Valve Company, at customer's cost, and this shall be the sole remedy available under this warranty. No claims will be allowed for labor, transportation or other incidental costs. This warranty extends only to persons or organizations who purchase Sloan Valve Company's products directly from Sloan Valve Company for purpose of resale. This warranty does not cover the life of batteries.

THERE ARE NO WARRANTIES WHICH EXTEND BEYOND THE DESCRIPTION ON THE FACE HEREOF. IN NO EVENT IS SLOAN VALVE COMPANY RESPONSIBLE FOR ANY CONSEQUENTIAL DAMAGES OF ANY MEASURE WHATSOEVER.

RETURN MATERIAL AUTHORIZATION

Warranty Returns

At Sloan, our goal is to ensure our customers are satisfied with their purchase. Our products are manufactured under the highest quality standards and are all backed by a limited warranty. If a product is found defective prior to or during installation, Sloan may issue a return material authorization (RMA) number and credit in exchange for the defective product. Should the customer require a part to repair a product, the part should not be taken from another finished good unit. Refer the customer to Sloan Technical Support at 1-888-SLOAN14 (1-888-756-2614) or via email at techsupport@sloan.com. Parts in stock are usually sent out within 24 hours and customers will receive parts within 3 to 7 business days. For non-inventoried items lead times may vary. Parts that are needed sooner will be handled on a per case basis. If, after contacting Technical Support, the determination is made that a product cannot be serviced, a return and credit may be requested from the place of purchase. Credits will only be issued to a current Sloan distributor.

Upon receipt of the returned product, Sloan will inspect and test the product prior to issuing credit. Credit may be denied under the following conditions:

1. The product returned does not match the RMA
2. The returned unit is missing components
3. The returned unit has been cannibalized
4. The returned unit is out of the warranty period
5. The product has been damaged via field service or installation
6. The returned unit is not manufactured by Sloan
7. The product is not defective

If no apparent defect is found the customer may be contacted to clarify the reason for the return. Be specific, 'Defective' is not a reason. If defective, text must be included to describe the symptom of the problem. For example, 'Doesn't work' is not the symptom. 'Faucet not activating' would be a more appropriate description. Do not initiate a debit memo or make any deductions. Wait for a credit memo to be issued. As described above, full credit may be denied in some circumstances.

All Other Return Reasons and General Return Information:

If the product is not received by Sloan within 30 days of creating the RMA, the RMA will expire.

Credit is usually processed within 20 business days of product receipt.

Products which are determined to be defective or shipped incorrectly by Sloan will be credited at invoice price in addition to the return freight charge. Products returned for reasons other than defects or Sloan errors are subject to a minimum 25% handling charge, return freight is at customer's expense. If the invoice is not available, then credit will be issued based on the previous price sheet if the price sheet is less than one year old. All returns must be authorized by the factory prior to returning. The factory will issue a RMA number along with correct return address. The RMA number must be visible on the outside of each carton being returned.

All returns of special finish, special order and sink systems product are subject to a minimum 50% handling charge and must be returned within one year, original invoice required. Custom sink orders are not returnable.

All returned material should be returned in the original, unopened shipping cartons or suitably packed. The material is to be packaged such that it will not be damaged during the return.

Material over 2 years old is subject to a 50% handling charge. Any product over 3 years old will not be accepted.

Material not in saleable condition will be returned to customer or scrapped at customer request. When material is to be returned, call your Sloan representative, who will contact Sloan for an RMA number. The following information is necessary when requesting an RMA:

1. Invoice Number
2. Product Code Number
3. Product Part Number
4. Product Date Code
5. Quantity
6. Reason for return request (be specific, 'defective' is not a reason). If defective, text must be included to describe the symptom of the problem. For example, 'Doesn't work' is not the symptom. 'Faucet not activating' would be a more appropriate description. Material returned as defective but, on inspection, is found serviceable will be returned to the customer at their expense or scrapped with no credit issued. A test report will be available upon request.
7. All returns are to be freight prepaid

The RMA number must be on each load and each container.

SHORTAGES, INCORRECT SHIPMENTS, PROOF OF DELIVERY REQUESTS

Claims for shortages or incorrect filling of orders must be made within 30 days from date of delivery. No claim over six months old will be honored. Deliveries that are short carton(s) or have damaged carton(s) must be reported immediately. Damaged carton(s) must be kept for Carrier Claim Inspector.

DISCLAIMER

The prices herein are subject to change without notice and supercede all previous prices. The possession of this price sheet by any person is not to be construed as an offer to sell them, nor anyone else, the goods listed herein at the price or terms stated.

Pricing subject to change without notice. For most current pricing, refer to online price sheets at www.sloan.com

Table of Contents

WEP	Page
Toilets	4
Urinals	5
Lavatories	6
Toilet Combinations	7-9
Urinal Combinations	10-11
OLP - Sensor-Activated Optima System	
Royal® Optima® flushometers	13-18
Sloan ECOS® Hardwire flushometers	18
Royal® Optima® Bedpan Washer flushometers	18
Sloan ECOS® Bedpan Washer Dual-Flush flushometers	18
Optima Plus® DFSM/SFSM Retrofit Kits	19
SMOOTH® Retrofit Kit	19
SMO Retrofit Kit	19
SOLIS® flushometers	19-20
Sloan ECOS® flushometers	20
G2 Optima Plus® flushometers	20-21
Royal® Optima Plus® DFSM/SFSM flushometers	21
Royal® SMOOTH® flushometers	21-22
G2 Optima Plus® RESS Retrofit Kits	22
SOLIS® RESS Retrofit Kits	22-23
Sloan ECOS® RESS Retrofit Kits	23
Sloan ECOS® RESS Retrofit Kits	23
OLP - Faucets, Sinks & Soap Dispensers	
Faucet ID Guide	28
Faucet Description Guide	28
BASYS (EFX) Faucet	29-33
Optima (EAF, EBF & ETF) Faucets	34-50
Sloan (SF) Faucets	51
Faucet Parts & Accessories	52-53
Soap Dispensers	53-54
Sinks	56-66
WLP	
UPPERCUT® flushometers	55
Royal® flushometers	55-65
Royal® Bedpan Washer flushometers	66-67
Regal® XL flushometers	68-69
Regal® XL Bedpan Washer flushometers	69
Crown® Piston Operated flushometers	70
GEM•2® Piston Operated flushometers	71-72
Naval® flushometers	73
Dolphin® flushometers	74
Act-O-Matic® Showerheads	75
Accessories	75
CLP	
Manual Repair Parts & Kits	87-106
Dual-Flush Handle & Retrofit Kits	106
ELP	
Electronic Repair Parts & Kits	107-112
PWT	
MicroPlumb® Parts	113-116
Product Variation Suffixes	117

Fixtures
 WEP
 Sensor-Activated Optima Systems
 OLP
 Faucets, Soap Dispensers & Sinks
 OLP
 Manual Products
 WLP
 Manual Repair Parts & Kits
 CLP
 Electronic Repair Parts & Kits
 ELP
 Genuine MicroPlumb® Parts
 PWT

Code Number	Product Number	Description	List Price \$	Est. Wt. (lbs.)	UPC Code
Elongated Vitreous China Water Closet - Fixture ONLY					
Standard Height Floor Mount Water Closets - Fixture Only					
2102009	ST-2009	Standard Height Universal, Top Spud	129.95	46.90	671254410466
2102019	ST-2019	Standard Height Universal, Rear Spud	152.25	46.90	671254414792
2172009	ST-2009-STG	Standard Height Universal, Top Spud w/ SloanTec Glaze	154.65	49.00	671254436213
2172019	ST-2019-STG	Standard Height Universal, Rear Spud w/ SloanTec Glaze	176.95	46.90	671254439016
Wall Hung Water Closets - Fixture Only					
2102459	ST-2459	Wall Hung Universal, Top Spud	127.50	59.00	671254416673
2102469	ST-2469	Wall Hung Universal, Rear Spud	149.75	55.50	671254430518
2112459	ST-2459-BPL	Wall Hung Bedpan Lug Universal, Top Spud	145.85	53.50	671254430525
2172450	ST-2459-BPL-STG	Wall Hung Bedpan Lug Universal, Top Spud, w/ SloanTec Glaze	170.55	59.00	671254437388
2172459	ST-2459-STG	Wall Hung Universal, Top Spud, w/ SloanTec Glaze	152.25	59.00	671254436237
2172469	ST-2469-STG	Wall Hung Universal, Rear Spud w/ SloanTec Glaze	174.50	55.50	671254436282
ADA Height Floor Mount Water Closets - Fixture Only					
2102029	ST-2029	ADA Floor Mount Universal, Top Spud	154.45	50.00	671254409965
2102229	ST-2229	ADA Floor Mount Rear Outlet Universal, Top Spud	448.05	50.00	671254411845
2102039	ST-2039	ADA Floor Mount Universal, Rear Spud	176.80	50.00	671254414808
2112029	ST-2029-BPL	ADA Floor Mount Bedpan Lug Universal, Top Spud	169.15	50.00	671254413795
2172020	ST-2029-BPL-STG	ADA Floor Mount Bedpan Lug Universal, Top Spud, w/ SloanTec Glaze	193.85	56.00	671254438125
2172029	ST-2029-STG	ADA Floor Mount Universal, Top Spud, w/ SloanTec Glaze	179.15	56.00	671254436220
2172039	ST-2039-STG	ADA Floor Mount Universal, Rear Spud, w/ SloanTec Glaze	201.40	49.00	671254436794
2172229	ST-2229-STG	ADA Floor Mount Rear Outlet Universal, Top Spud w/SloanTec Glaze	472.75	65.00	671254436305
Junior Toilet Height Floor Mount Closet - Fixture Only					
2102309	ST-2309	Junior Toilet Floor Mount, Universal, Top Spud	206.90	42.00	671254409613



ST-2029



ST-2459



ST-2309



ST-2229

Code Number	Product Number	Description	List Price \$	Est. Wt. (lbs.)	UPC Code
Vitreous China Washdown Urinals - Fixture ONLY					
Standard Urinals - Fixture Only					
1101006	SU-1006	Urinal Fixture, 1.0 gpf, Top Spud	262.30	65.90	671254368453
1171006	SU-1006-STG	Urinal Fixture, 1.0 gpf, Top Spud w/ SloanTec Glaze	287.00	64.00	-
1101009	SU-1009	Urinal Fixture, HE Universal, Top Spud	262.30	65.90	671254402324
1171009	SU-1009-STG	Urinal Fixture, HE Universal, Top Spud w/ SloanTec Glaze	390.00	64.00	671254445024
1101019	SU-1019	Urinal Fixture, HE Universal, Rear Spud	284.55	67.00	671254433823
1171019	SU-1019-STG	Urinal Fixture, HE Universal, Rear Spud w/ SloanTec Glaze	309.25	64.00	-
Retrofit Urinals - Fixture Only					
1101209	SU-1209	Retrofit Urinal Fixture, HE Universal, Top Spud	284.55	76.20	671254420267
1171209	SU-1209-STG	Retrofit Urinal Fixture, HE Universal, Top Spud w/ SloanTec Glaze	390.00	76.20	671254445031
1101219	SU-1219	Retrofit Urinal Fixture, HE Universal, Rear Spud	306.85	76.20	671254420274
Small Urinals - Fixture Only					
1107006	SU-7006	Small Urinal Fixture, 1.0 gpf, Top Spud	171.60	59.80	671254386822
1177006	SU-7006-STG	Small Urinal Fixture, 1.0 gpf, Top Spud , w/ SloanTec Glaze	196.30	56.00	671254445055
1107009	SU-7009	Small Urinal Fixture, HE Universal, Top Spud	171.60	59.80	671254404090
1177009	SU-7009-STG	Small Urinal Fixture, HE Universal, Top Spud, w/ SloanTec Glaze	196.30	57.00	671254445048
1107016	SU-7016	Small Urinal Fixture, 1.0 gpf, Rear Spud	193.85	59.80	671254386846
1107019	SU-7019	Small Urinal Fixture, HE Universal, Rear Spud	193.85	59.80	671254404106
Vitreous China Waterfree Urinals - Fixture ONLY					
1001000	WES-1000	Waterfree Urinal, Standard	626.60	65.00	671254279247
1071000	WES-1000-STG	Waterfree Urinal, Standard, w/ SloanTec Glaze	651.30	70.10	671254445062
1001020	HYB-1000	Hybrid Urinal, Standard, with JetRinse Solution Technology	812.70	72.00	671254426443
1001021	HYB-1000-RET	Hybrid Urinal, Retrofit, with JetRinse Solution Technology	915.65	68.00	671254433953
1004000	WES-4000	Waterfree Urinal, Small	381.20	40.00	671254312142
1074000	WES-4000-STG	Waterfree Urinal, Small, w/ SloanTec Glaze	405.90	38.00	671254445079
1004020	HYB-4000	Hybrid Urinal, Small, with JetRinse Solution Technology	612.85	68.00	671254426450
1007000	WES-7000	Waterfree Urinal, Designer	462.65	51.00	671254426436
1077000	WES-7000-STG	Waterfree Urinal, Designer, w/ SloanTec Glaze	487.20	51.00	671254445086
1007020	HYB-7000	Hybrid Urinal, Designer, with JetRinse Solution Technology	715.85	49.00	671254426467
Waterfree Urinal Cartridges					
1001500	WES-150	Universal Waterfree Urinal Cartridge (Single)	65.65	1.30	671254279261
1001555	WES-155	Universal Waterfree Urinal Cartridge (32-Pack)	2,026.20	35.00	671254299450
1001556	WES-160	Universal Waterfree Urinal Cartridge (20-Pack) Not for stock (Facility packaging)	1,219.50	22.00	671254299467



SU-7009



SU-1009



WES-1000



WES-150

Code Number	Product Number	Description	List Price \$	Est. Wt. (lbs.)	UPC Code
Vitreous China Lavatories					
3873001	SS-3001	Undermount Lavatory, Oval, 19-1/2" x 17-1/2"	73.55	16.50	671254353619
3873002	SS-3002	Standard Drop In Lavatory 20" x 16-3/4", 4" centerset	73.55	13.20	671254353626
3873003	SS-3003	Standard Wall Hung Lavatory 21" x 19-1/4" with 4" Backsplash, 4" centerset	83.40	41.80	671254371132
3873004	SS-3004	ADA Wheelchair Wall Hung Lavatory 20" X 27", 4" centerset	272.05	41.80	671254370968
3873021	SS-3021	Undermount Lavatory, Rectangular, 21-5/8" x 16"	201.00	21.80	671254446045
3873026	SS-3026	Vessel Lavatory, Square, 18-1/2" x 18-1/2"	305.00	36.40	671254446069
3873036	SS-3036	Vessel Lavatory, Round, 16-1/2" Diameter	290.00	13.80	671254446076
3873065	SS-3065	Wall Hung Lavatory 21" x 20", Ledgeback, 4" centerset	190.55	30.20	671254444317
3873071	SS-3001-STG	Undermount Lavatory, Oval, 19-1/2" x 17-1/2" w/ SloanTec Glaze	98.25	21.00	671254445093
3873072	SS-3002-STG	Standard Drop In Lavatory 20" x 16-3/4", 4" centerset w/ SloanTec Glaze	98.25	21.40	671254445116
3873073	SS-3003-STG	Std WH Lavatory 21" x 19-1/4" w/ 4" Backsplash, 4" CS & SloanTec Glaze	108.10	46.00	671254445147
3873102	SS-3102	Standard Drop In Lavatory 20" x 16-3/4", 1 Hole	73.55	13.20	671254375703
3873103	SS-3103	Standard Wall Hung Lavatory 21" x 19-1/4" with 4" Backsplash, 1 Hole	83.40	41.80	671254376885
3873104	SS-3104	ADA Wheelchair Wall Hung Lavatory 20" X 27", 1 Hole	272.05	41.80	671254376878
3873145	SS-3145	Wall Hung Corner Lavatory, 21-7/8" x 16-1/2"	208.00	19.10	671254446083
3873165	SS-3165	Wall Hung Lavatory 21" x 20", Ledgeback, 1 Hole	190.55	30.20	671254444300
3873172	SS-3102-STG	Standard Drop In Lavatory 20" x 16-3/4", 1 Hole w/ SloanTec Glaze	98.25	21.00	671254445109
3873173	SS-3103-STG	Std WH Lavatory 21" x 19-1/4" w/ 4" Backsplash, Single CS & SloanTec Glaze	108.10	50.00	671254445130
3873802	SS-3802	Standard Drop In Lavatory 20" x 16-3/4", 8" centerset	73.55	13.20	671254375819
3873803	SS-3803	Standard Wall Hung Lavatory 21" x 19-1/4" with 4" Backsplash, 8" centerset	83.40	41.80	671254376892
3873804	SS-3804	ADA Wheelchair Wall Hung Lavatory 20" X 27", 8" centerset	272.05	41.80	671254376854
0387678	SS-27	Ceramic lavatory shroud	183.30	14.50	671254444331



SS-3021



SS-3145



SS-3065



SS-3036

Code Number	Product Number	Description	List Price \$	Est. Wt. (lbs.)	UPC Code
Water Closet Combination Packages - with Flushometer					
Standard Height Floor Mount Water Closet Packages					
20001001	WETS-2000.1001	Standard Height Toilet Fixture w/Royal® 111-1.28, Top Spud	329.40	77.00	671254349070
20001004	WETS-2000.1004	Standard Height Toilet Fixture w/GEM•2® 111-1.28, Top Spud	325.50	77.00	671254407015
20001010	WETS-2000.1010	Standard Height Toilet Fixture w/Sloan 111-1.28 DFB, Top Spud	321.25	55.00	671254393646
20001020	WETS-2000.1020	Urinal Fixture w/Sloan 111-1.28 L/ST, Top Spud	321.25	77.00	671254420847
20001201	WETS-2000.1201	Standard Height Toilet Fixture w/SOLIS® 8111-1.28, Top Spud	756.50	60.00	671254350342
20001301	WETS-2000.1301	Standard Height Toilet Fixture w/Royal® 111-1.28 ES-S, Top Spud	787.60	77.00	671254348776
20001302	WETS-2000.1302	Standard Height Toilet Fixture w/Royal® 111-1.28 HWS, Top Spud	695.60	80.00	671254350625
20001304	WETS-2000.1304	Standard Height Toilet Fixture w/Royal® 111-1.28 ES-S TMO, Top Spud	827.60	77.00	671254393776
20001401	WETS-2000.1401	Standard Height Toilet Fixture w/G2 Optima Plus® 8111-1.28, Top Spud	730.70	79.00	671254349094
20001402	WETS-2000.1402	Standard Height Toilet Fixture w/Royal® 111-1.28 SMO, Top Spud	614.65	80.00	671254349100
20001403	WETS-2000.1403	Standard Height Toilet Fixture w/Royal® 111-1.28 SMOOTH®, Top Spud	649.65	80.00	671254349124
20001410	WETS-2000.1410	Standard Height Toilet Fixture w/Royal® 111-1.28 SFSM, Top Spud	609.00	77.00	671254415898
20001412	WETS-2000.1412	Standard Height Toilet Fixture w/ Sloan 8111-1.28, Top Spud	677.45	79.00	671254416413
20001415	WETS-2000.1415	Standard Height Toilet Fixture w/ Sloan 111-1.28 ESS, Top Spud	760.95	77.00	671254399365
20001416	WETS-2000.1416	Standard Height Toilet Fixture w/Sloan 111-1.28 ESS TMO, Top Spud	788.35	77.00	671254424135
20001420	WETS-2000.1420	Standard Height Toilet Fixture w/Sloan 111-1.28 SFSM, Top Spud	591.30	77.00	671254414327
20011101	WETS-2001.1101	Standard Height Toilet Fixture w/ECOS® 8111-1.1, Top Spud	739.35	60.00	671254425453
20011201	WETS-2001.1201	Standard Height Toilet Fixture w/SOLIS® 8111-1.1, Top Spud	756.50	60.00	671254425484
20021002	WETS-2002.1002	Standard Height Toilet Fixture w/WES 111-1.6/1.1, Top Spud	353.40	77.00	671254372030
20021020	WETS-2002.1020	Standard Height Toilet Fixture w/Sloan WES 115, Top Spud	350.30	77.00	671254422278
20021101	WETS-2002.1101	Standard Height Toilet Fixture w/ECOS® 8111-1.6/1.1, Top Spud	739.35	77.00	671254371361
20021201	WETS-2002.1201	Standard Height Toilet Fixture w/SOLIS® 8111-1.6/1.1, Top Spud	756.50	77.00	671254372047
20021303	WETS-2002.1303	Standard Height Toilet Fixture w/ECOS® 111-1.6/1.1 HW, Top Spud	795.40	77.00	671254380264
20021410	WETS-2002.1410	Standard Height Toilet Fixture w/Royal® 111-1.6/1.1 DFSM, Top Spud	652.50	77.00	671254415843
20021420	WETS-2002.1420	Standard Height Toilet Fixture w/Sloan 111-DFSM, Top Spud	634.75	77.00	671254414341
20031001	WETS-2003.1001	Standard Height Toilet Fixture w/Royal® 111-1.6, Top Spud	329.40	77.00	671254372184
20031004	WETS-2003.1004	Standard Height Toilet Fixture w/GEM•2® 111-1.6, Top Spud	325.50	77.00	671254380813
20031006	WETS-2003.1006	Standard Height Toilet Fixture w/Crown® 111-1.6, Top Spud	332.80	77.00	671254380837
20031010	WETS-2003.1010	Standard Height Toilet Fixture w/Sloan 111-1.6, Top Spud	311.70	77.00	671254411784
20031201	WETS-2003.1201	Standard Height Toilet Fixture w/SOLIS® 8111-1.6, Top Spud	756.50	77.00	671254372207
20031401	WETS-2003.1401	Standard Height Toilet Fixture w/G2 Optima Plus® 8111-1.6, Top Spud	730.70	77.00	671254372191
20031404	WETS-2003.1404	Standard Height Toilet Fixture w/GEM•2® 111-1.6 SMO, Top Spud	602.05	77.00	671254380820
20031406	WETS-2003.1406	Standard Height Toilet Fixture w/Crown® 111-1.6 SMO, Top Spud	623.55	77.00	671254380844
20031410	WETS-2003.1410	Standard Height Toilet Fixture w/ Sloan 111-1.6 ESS, Top Spud	729.35	77.00	671254399402
20031415	WETS-2003.1415	Standard Height Toilet Fixture w/ Sloan 111-1.6 ESS, Top Spud	706.30	77.00	671254393660
20101030	WETS-2010.1030	Standard Height Toilet Fixture w/Royal® 940-1.28, Rear Spud	483.95	77.00	671254404120
20121002	WETS-2012.1002	Standard Height Toilet Fixture w/WES 120-1.6/1.1, Rear Spud	435.45	77.00	671254372702



WETS-2002.1420



WETS-2000.1001



WETS-2002.1101



WETS-2003.1006

Code Number	Product Number	Description	List Price \$	Est. Wt. (lbs.)	UPC Code
ADA Height Floor Mount Water Closet Packages					
20201001	WETS-2020.1001	ADA Floor Mount Toilet Fixture w/Royal® 111-1.28, Top Spud	353.95	77.00	671254368699
20201004	WETS-2020.1004	ADA Floor Mount Toilet Fixture w/GEM•2® 111-1.28, Top Spud	350.00	77.00	671254406506
20201006	WETS-2020.1006	ADA Floor Mount Toilet Fixture w/Crown® 111-1.28, Top Spud	357.35	75.00	671254371354
20201010	WETS-2020.1010	ADA Floor Mount Toilet Fixture w/Sloan 111-1.28 DFB, Top Spud	345.75	77.00	671254409231
20201020	WETS-2020.1020	ADA Floor Mount Toilet Fixture w/Sloan 111-1.28 L/ST, Top Spud	328.85	77.00	671254420854
20201201	WETS-2020.1201	ADA Floor Mount Toilet Fixture w/SOLIS® 8111-1.28, Top Spud	781.00	79.00	671254368712
20201301	WETS-2020.1301	ADA Floor Mount Toilet Fixture w/Royal® 111-1.28 ES-S, Top Spud	812.15	77.00	671254371125
20201302	WETS-2020.1302	ADA Floor Mount Toilet Fixture w/Royal® 111-1.28 HWS, Top Spud	720.10	77.00	671254370258
20201304	WETS-2020.1304	ADA Floor Mount Toilet Fixture w/Royal® 111-1.28 ES-S TMO, Top Spud	852.15	77.00	671254393769
20201401	WETS-2020.1401	ADA Floor Mount Toilet Fixture w/G2 Optima Plus® 8111-1.28, Top Spud	755.20	79.00	671254369511
20201402	WETS-2020.1402	ADA Floor Mount Toilet Fixture w/Royal® 111-1.28 SMO, Top Spud	639.15	81.00	671254371217
20201403	WETS-2020.1403	ADA Floor Mount Toilet Fixture w/Royal® 111-1.28 SMOOTH®, Top Spud	674.20	81.00	671254354418
20201410	WETS-2020.1410	ADA Floor Mount Toilet Fixture w/Royal® 111-1.28 SFSM, Top Spud	633.55	77.00	671254415904
20201411	WETS-2020.1411	ADA Floor Mount Toilet Fixture w/ECOS® 111-1.28 HW, Top Spud	819.90	77.00	671254416215
20201412	WETS-2020.1412	ADA Floor Mount Toilet Fixture w/ Sloan 8111-1.28, Top Spud	701.95	79.00	671254416208
20201415	WETS-2020.1415	ADA Floor Mount Toilet Fixture w/ Sloan 111-1.28 ESS, Top Spud	785.45	77.00	671254399372
20201416	WETS-2020.1416	ADA Floor Mount Toilet Fixture w/Sloan 111-1.28 ESS TMO, Top Spud	812.85	77.00	671254424142
20201420	WETS-2020.1420	ADA Floor Mount Toilet Fixture w/Sloan 111-1.28 SFSM, Top Spud	615.80	77.00	671254414334
20211101	WETS-2021.1101	ADA Floor Mount Toilet Fixture w/ ECOS® 8111-1.1, Top Spud	763.85	60.00	671254425460
20211201	WETS-2021.1201	ADA Floor Mount Toilet Fixture w/SOLIS® 8111-1.1, Top Spud	781.00	79.00	671254425491
20221002	WETS-2022.1002	ADA Floor Mount Toilet Fixture w/WES 111-1.6/1.1, Top Spud	377.95	77.00	671254372023
20221101	WETS-2022.1101	ADA Floor Mount Toilet Fixture w/ECOS® 8111-1.6/1.1, Top Spud	763.85	77.00	671254372054
20221201	WETS-2022.1201	ADA Floor Mount Toilet Fixture w/SOLIS® 8111-1.6/1.1, Top Spud	781.00	77.00	671254372061
20221303	WETS-2022.1303	ADA Floor Mount Toilet Fixture w/ECOS® 111-1.6/1.1 HW, Top Spud	819.90	77.00	671254380288
20221420	WETS-2022.1420	ADA Floor Mount Toilet Fixture w/Sloan 111-DFSMS, Top Spud	659.30	77.00	671254441576
20231001	WETS-2023.1001	ADA Floor Mount Toilet Fixture w/Royal® 111-1.6, Top Spud	353.95	77.00	671254372214
20231004	WETS-2023.1004	ADA Floor Mount Toilet Fixture w/GEM•2® 111-1.6, Top Spud	350.00	77.00	671254380851
20231006	WETS-2023.1006	ADA Floor Mount Toilet Fixture w/Crown® 111-1.6, Top Spud	357.35	77.00	671254380875
20231010	WETS-2023.1010	ADA Floor Mount Toilet Fixture w/Sloan 111-1.6, Top Spud	336.20	77.00	671254399389
20231201	WETS-2023.1201	ADA Floor Mount Toilet Fixture w/SOLIS® 8111-1.6, Top Spud	781.00	77.00	671254372238
20231301	WETS-2023.1301	ADA Floor Mount Toilet Fixture w/Royal® 111-1.6 ES-S, Top Spud	812.15	77.00	671254390744
20231401	WETS-2023.1401	ADA Floor Mount Toilet Fixture w/G2 Optima Plus® 8111-1.6, Top Spud	755.20	77.00	671254372221
20231404	WETS-2023.1404	ADA Floor Mount Toilet Fixture w/GEM•2® 111 SMO, Top Spud	626.55	77.00	671254380868
20231406	WETS-2023.1406	ADA Floor Mount Toilet Fixture w/Crown® 111-1.6 SMO, Top Spud	648.10	77.00	671254380882
20231410	WETS-2023.1410	ADA Floor Mount Toilet Fixture w/Sloan® 111-1.6 ESS, Top Spud	753.90	77.00	671254399396
20231415	WETS-2023.1415	ADA Floor Mount Toilet Fixture w/ Sloan 111-1.6 ESS, Top Spud	730.80	77.00	671254393653
20301030	WETS-2030.1030	ADA Floor Mount Toilet Fixture w/Royal® 940-1.28, Rear Spud	386.05	77.00	671254404113
20321002	WETS-2032.1002	ADA Floor Mount Toilet Fixture w/WES 120-1.6/1.1, Rear Spud	460.00	77.00	671254373044
22201010	WETS-2220.1010	ADA FM Rear Outlet Toilet Fixture w/Sloan 115-1.28, Top Spud	642.60	55.00	671254443402
22221020	WETS-2222.1020	ADA FM Rear Outlet Toilet Fixture w/Sloan WES 115, Top Spud	668.40	77.00	671254443419
22231010	WETS-2223.1010	ADA FM Rear Outlet Toilet Fixture w/Sloan 115-1.6, Top Spud	642.60	77.00	671254443396
23031402	WETS-2303.1402	Junior Toilet Fixture w/Royal 111-1.6 SMO, Top Spud	691.55	77.00	671254431256



WETS-2020.1410



WETS-2020.1001



WETS-2022.1201



WETS-2032.1030

Code Number	Product Number	Description	List Price \$	Est. Wt. (lbs.)	UPC Code
Wall Hung Water Closet Packages					
24501001	WETS-2450.1001	Wall Hung Elongated Toilet Fixture w/Royal 111-1.28, Top Spud	327.00	65.7	671254430259
24501010	WETS-2450.1010	Wall Hung Elongated Toilet Fixture w/Sloan111-1.28 DFB, Top Spud	318.80	77.0	671254430280
24501201	WETS-2450.1201	Wall Hung Elongated Toilet Fixture w/SOLIS 8111-1.28, Top Spud	754.10	77.0	671254430266
24501301	WETS-2450.1301	Wall Hung Elongated Toilet Fixture w/Royal 111-1.28 ESS, Top Spud	785.20	67.0	671254430327
24501303	WETS-2450.1303	Wall Hung Elongated Toilet Fixture w/Royal 111-1.28 ESS TMO, Top Spud	825.20	77.0	671254432468
24501320	WETS-2450.1320	Wall Hung Elongated Toilet Fixture w/Sloan111-1.28 ESS TMO, Top Spud	785.90	77.0	671254430662
24501401	WETS-2450.1401	Wall Hung Elongated Toilet Fixture w/G28111-1.28, Top Spud	728.30	77.0	671254430310
24501402	WETS-2450.1402	Wall Hung Elongated Toilet Fixture w/Royal 111-1.28 SMO, Top Spud	612.20	77.0	671254430334
24501403	WETS-2450.1403	Wall Hung Elongated Toilet Fixture w/Royal 111-1.28 SMOOTH, Top Spud	647.25	63.3	671254432451
24501404	WETS-2450.1404	Wall Hung Elongated Toilet Fixture w/GEM 111-1.28 SFSM, Top Spud	594.05	77.0	671254444812
24501410	WETS-2450.1420	Wall Hung Elongated Toilet Fixture w/Sloan 111-1.28 SFSM, Top Spud	606.60	77.0	671254433267
24501411	WETS-2450.1411	Wall Hung Elongated Toilet Fixture w/ECOS111-1.28 HW, Top Spud	792.95	77.0	671254444379
24501412	WETS-2450.1412	Wall Hung Elongated Toilet Fixture w/Sloan 8111-1.28, Top Spud	675.05	79.0	671254432017
24501415	WETS-2450.1415	Wall Hung Elongated Toilet Fixture w/Sloan111-1.28 ESS, Top Spud	758.50	77.0	671254431669
24501417	WETS-2450.1415	Wall Hung Elongated Toilet Fixture w/Sloan 111-1.28 ESS TP, Top Spud	816.60	77.0	671254433465
24501420	WETS-2450.1420	Wall Hung Elongated Toilet Fixture w/Royal111-1.28 SFSM, Top Spud	588.90	77.0	671254432406
24501430	WETS-2450.1430	Wall Hung Elongated Toilet Fixture w/ECOS115-1.28 HW, Top Spud	861.25	77.0	671254435278
24511101	WETS-2451.1101	Wall Hung Elongated Toilet Fixture w/ECOS8111-1.1, Top Spud	699.70	60.0	671254430242
24511201	WETS-2451.1201	Wall Hung Elongated Toilet Fixture w/SOLIS 8111-1.1, Top Spud	754.10	60.0	671254430235
24521002	WETS-2452.1002	Wall Hung Elongated Toilet Fixture w/WES111-1.6/1.1, Top Spud	351.00	77.0	671254430273
24521022	WETS-2452.1022	Wall Hung Elongated Toilet Fixture w/Sloan111-1.6/1.2 WES DFB, Top Spud	343.20	77.0	671254433151
24521101	WETS-2452.1101	Wall Hung Elongated Toilet Fixture w/ECOS8111-1.6/1.1, Top Spud	736.95	68.0	671254430303
24521201	WETS-2452.1201	Wall Hung Elongated Toilet Fixture w/SOLIS 8111-1.6/1.1, Top Spud	754.10	68.0	671254430716
24521303	WETS-2452.1303	Wall Hung Elongated Toilet Fixture w/ECOS111-1.6/1.1 HW, Top Spud	792.95	68.0	671254434998
24531010	WETS-2453.1010	Wall Hung Elongated Toilet Fixture w/Sloan111-1.6, Top Spud	309.30	77.0	671254430341
24531301	WETS-2453.1301	Wall Hung Elongated Toilet Fixture w/Royal 111-1.6 ESS, Top Spud	785.20	77.0	671254436572
24531304	WETS-2453.1304	Wall Hung Elongated Toilet Fixture w/Royal 111-1.6 ESS TMO, Top Spud	825.20	77.0	671254435346
24531401	WETS-2453.1401	Wall Hung Elongated Toilet Fixture w/G28111-1.6, Top Spud	728.30	77.0	671254430754
24531402	WETS-2453.1402	Wall Hung Elongated Toilet Fixture w/Royal111-1.6 SMO, Top Spud	612.20	77.0	671254431249
24601200	WETS-2460.1200	Wall Hung Elongated Toilet Fixture w/SOLIS 8152-1.28 , Rear Spud	1,252.90	77.0	671254443891
24601312	WETS-2460.1312	Wall Hung Elongated Toilet Fixture w/Royal152-1.28 ESS SWB, Rear Spud	1,064.05	77.0	671254438163



WETS-2450.1001



WETS-2452.1201



WETS-2450.1301



WETS-2452.1101

Code Number	Product Number	Description	List Price \$	Est. Wt. (lbs.)	UPC Code
Urinal Combination Packages - with Flushometer					
Standard Urinal Packages					
10001001	WEUS-1000.1001	Urinal Fixture w/Royal® 186-0.125, Top Spud	461.75	77.0	671254348769
10001006	WEUS-1000.1006	Urinal Fixture w/Crown® 186-0.125, Top Spud	465.15	77.0	671254417533
10001007	WEUS-1000.1007	Urinal Fixture w/GEM•2® 186-0.125, Top Spud	457.85	77.0	671254428256
10001010	WEUS-1000.1010	Urinal Fixture w/Sloan 186 - 0.125, Top Spud	453.65	77.0	671254400856
10001020	WEUS-1000.1001	Urinal Fixture w/Royal® 186-0.125 w/1" Stop, Top Spud	461.75	77.0	671254404489
10001201	WEUS-1000.1201	Urinal Fixture w/SOLIS® 8186-0.125, Top Spud	888.85	79.0	671254370364
10001301	WEUS-1000.1301	Urinal Fixture w/Royal® 186-0.125 ES-S, Top Spud	903.05	71.0	671254349803
10001302	WEUS-1000.1302	Urinal Fixture w/Royal® 186-0.125 HWS, Top Spud	808.75	80.0	671254350526
10001303	WEUS-1000.1303	Urinal Fixture w/Royal® 186-0.125 ES-S OR, Top Spud	919.95	80.0	671254372740
10001304	WEUS-1000.1304	Urinal Fixture w/Royal® 186-0.125 ES-S TMO, Top Spud	959.95	80.0	671254389120
10001310	WEUS-1000.1310	Urinal Fixture w/Sloan 186-0.125 SM HW, Top Spud	819.40	80.0	671254403871
10001315	WEUS-1000.1315	Urinal Fixture w/Royal 186-0.125 SFSM HW, Top Spud	784.85	80.0	671254433854
10001331	WEUS-1000.1331	Urinal Fixture w/Sloan 186-0.125 ESS, Top Spud	846.20	80.0	671254378834
10001332	WEUS-1000.1332	Urinal Fixture w/Sloan 186-0.125 ESS TMO, Top Spud	920.70	80.0	671254407336
10001401	WEUS-1000.1401	Urinal Fixture w/ECOS® 8186-0.125, Top Spud	834.50	79.0	671254370630
10001402	WEUS-1000.1402	Urinal Fixture w/Royal® 186-0.125 SMO, Top Spud	747.00	80.0	671254348820
10001403	WEUS-1000.1403	Urinal Fixture w/Royal® 186-0.125 SMOOTH®, Top Spud	782.00	80.0	671254348271
10001411	WEUS-1000.1411	Urinal Fixture w/ECOS® 186-0.125 HW, Top Spud	927.75	77.0	671254370647
10001415	WEUS-1000.1415	Urinal Fixture w/ Sloan 8186-0.125, Top Spud	809.80	79.0	671254393431
10001420	WEUS-1000.1420	Urinal Fixture w/Sloan186-0.125 SFSM, Top Spud	733.25	77.0	671254441552
10021001	WEUS-1002.1001	Urinal Fixture w/Royal® 186-0.25, Top Spud	461.75	77.0	671254348899
10021201	WEUS-1002.1201	Urinal Fixture w/SOLIS® 8186-0.25, Top Spud	888.85	79.0	671254350335
10021301	WEUS-1002.1301	Urinal Fixture w/Royal® 186-0.25 ES-S, Top Spud	903.05	80.0	671254350212
10021302	WEUS-1002.1302	Urinal Fixture w/Royal® 186-0.25 HWS, Top Spud	827.95	80.0	671254350618
10021303	WEUS-1002.1303	Urinal Fixture w/Royal® 186-0.25 ES-S OR, Top Spud	903.05	80.0	671254388260
10021304	WEUS-1002.1304	Urinal Fixture w/Royal® 186-0.25 ES-S TMO, Top Spud	959.95	80.0	671254390645
10021401	WEUS-1002.1401	Urinal Fixture w/Sloan ECOS® 8186-0.25, Top Spud	834.50	79.0	671254349032
10021402	WEUS-1002.1402	Urinal Fixture w/Royal® 186-0.25 SMO, Top Spud	747.00	80.0	671254349049
10021403	WEUS-1002.1403	Urinal Fixture w/Royal® 186-0.25 SMOOTH®, Top Spud	782.00	80.0	671254349063
10021410	WEUS-1002.1410	Urinal Fixture w/Royal® 186-0.25 SFSM, Top Spud	733.25	80.0	671254415881
10021415	WEUS-1002.1415	Urinal Fixture w/ Sloan 8186-0.25, Top Spud	809.80	77.0	671254431317
10051001	WEUS-1005.1001	Urinal Fixture w/Royal® 186-0.50, Top Spud	461.75	77.0	671254372160
10051004	WEUS-1005.1004	Urinal Fixture w/GEM•2® 186-0.5, Top Spud	457.85	77.0	671254406490
10051010	WEUS-1005.1010	Urinal Fixture w/Sloan 186 - 0.5, Top Spud	444.05	77.0	671254401389
10051201	WEUS-1005.1201	Urinal Fixture w/SOLIS® 8186-0.5, Top Spud	888.85	77.0	671254371972
10051301	WEUS-1005.1301	Urinal Fixture w/Royal® 186-0.5 ES-S, Top Spud	903.05	77.0	671254390256
10051304	WEUS-1005.1304	Urinal Fixture w/Royal® 186-0.5 ES-S TMO, Top Spud	959.95	80.0	671254390669
10051332	WEUS-1005.1332	Urinal Fixture w/Sloan 186-0.5 ESS TMO, Top Spud	920.70	80.0	671254412095
10051335	WEUS-1005.1335	Urinal Fixture w/ Sloan 186-0.5 DFB ESS, Top Spud	877.00	77.0	671254400825
10051401	WEUS-1005.1401	Urinal Fixture w/G2 Optima Plus® 8186-0.5, Top Spud	863.05	77.0	671254371965
10051402	WEUS-1005.1402	Urinal Fixture w/Royal® 186-0.5 SMO, Top Spud	747.00	53.0	671254415850
10051415	WEUS-1005.1415	Urinal Fixture w/ Sloan 8186-0.5, Top Spud	809.80	77.0	671254401396



WEUS-1000.1001



WEUS-1000.1420



WEUS-1000.1201



WEUS-1005.1304

Code Number	Product Number	Description	List Price \$	Est. Wt. (lbs.)	UPC Code
10051416	WEUS-1005.1416	Urinal Fixture w/Sloan 8186-0.5 DFB, Top Spud	838.65	77.0	671254404045
10051420	WEUS-1005.1420	Urinal Fixture w/Sloan186-0.5 SFSM, Top Spud	723.65	77.0	671254432413
10061001	WEUS-1006.1001	Urinal Fixture w/Royal® 186-1.0, Top Spud	461.75	77.0	671254372481
10061004	WEUS-1006.1004	Urinal Fixture w/GEM•2® 186-1.0, Top Spud	457.85	77.0	671254443716
10061010	WEUS-1006.1010	Urinal Fixture w/Sloan 186 - 1.0, Top Spud	453.65	77.0	671254393677
10061301	WEUS-1006.1301	Urinal Fixture w/Royal® 186-1.0 ES-S, Top Spud	903.05	77.0	671254390812
10061304	WEUS-1006.1304	Urinal Fixture w/Royal® 186-1.0 ES-S TMO, Top Spud	959.95	77.0	671254435339
10061331	WEUS-1006.1331	Urinal Fixture w/Sloan 186-1.0 ESS, Top Spud	846.20	77.0	671254390263
10061401	WEUS-1006.1401	Urinal Fixture w/G2 Optima Plus® 8186-1.0, Top Spud	863.05	77.0	671254398719
10061415	WEUS-1006.1415	Urinal Fixture w/ Sloan 8186-1.0, Top Spud	809.80	77.0	671254404359
10101011	WEUS-1010.1011	Urinal Fixture w/Royal® 995-0.125 (2" to 10-3/4" LDIM), Rear Spud	492.40	80.0	671254378629
10101015	WEUS-1010.1015	Urinal Fixture w/Royal 195-0.125 10-3/4, Top Spud	534.60	80.0	671254422285
10101311	WEUS-1010.1311	Urinal Fixture w/Royal® 195-0.125 ES-S (2" to 10-3/4" LDIM), Rear Spud	859.60	80.0	671254373600
10101312	WEUS-1010.1312	Urinal Fixture w/Royal® 195-0.125 ES-SM, Rear Spud	1,222.60	80.0	671254389717
10101313	WEUS-1010.1313	Urinal Fixture w/Royal® 195-0.125 ES-S SWB, Rear Spud	1,198.85	80.0	671254392281
10101331	WEUS-1010.1331	Urinal Fixture w/Sloan 195-0.125 ESS, Rear Spud	808.70	80.0	671254386532
10121011	WEUS-1012.1011	Urinal Fixture w/Royal® 995-0.25 (2" to 10-3/4" LDIM), Rear Spud	492.40	80.0	671254378636
10121311	WEUS-1012.1311	Urinal Fixture w/Royal® 195-0.25 ES-S (2" to 10-3/4" LDIM), Rear Spud	859.60	80.0	671254373716
10151311	WEUS-1015.1311	Urinal Fixture w/Royal® 195-0.5 ES-S, Rear Spud	859.60	80.0	671254403321

Retrofit Urinal Packages

12001001	WEUS-1200.1001	Retrofit Urinal Fixture w/Royal® 186-0.125, Top Spud	484.00	77.0	671254391499
12001004	WEUS-1200.1004	Retrofit Urinal Fixture w/GEM•2® 186-0.125, Top Spud	480.10	77.0	671254429123
12001006	WEUS-1200.1006	Retrofit Urinal Fixture w/Crown® 186-0.125, Top Spud	487.40	77.0	671254417526
12001010	WEUS-1200.1010	Retrofit Urinal Fixture w/Sloan 186 - 0.125, Top Spud	475.90	77.0	671254401419
12001015	WEUS-1200.1015	Urinal Fixture w/Royal 186-0.125 SFSM, Top Spud	763.60	77.0	671254424777
12001201	WEUS-1200.1201	Retrofit Urinal Fixture w/SOLIS® 8186-0.125, Top Spud	911.10	79.0	671254391994
12001301	WEUS-1200.1301	Retrofit Urinal Fixture w/Royal® 186-0.125 ES-S, Top Spud	925.25	71.0	671254391178
12001410	WEUS-1200.1410	Retrofit Urinal Fixture w/ECOS® 8186-0.125, Top Spud	856.75	79.0	671254391147
12001415	WEUS-1200.1415	Urinal Fixture w/ Sloan 8186-0.125, Top Spud	832.05	77.0	671254401426
12001420	WEUS-1200.1420	Retrofit Urinal Fixture w/Crown® 186-0.125 SMO, Top Spud	778.15	77.0	671254420793
12021001	WEUS-1202.1001	Retrofit Urinal Fixture w/Royal® 186-0.25, Top Spud	484.00	77.0	671254391505
12021015	WEUS-1202.1015	Retrofit Urinal Fixture w/Royal® 186-0.25 SFSM, Top Spud	763.60	77.0	671254415331
12021301	WEUS-1202.1301	Retrofit Urinal Fixture w/Royal® 186-0.25 ES-S, Top Spud	925.25	80.0	671254391185
12021410	WEUS-1202.1410	Retrofit Urinal Fixture w/ECOS® 8186-0.25, Top Spud	856.75	79.0	671254391154
12051001	WEUS-1205.1001	Retrofit Urinal Fixture w/Royal® 186-0.5, Top Spud	484.00	77.0	671254391611
12051004	WEUS-1205.1004	Retrofit Urinal Fixture w/GEM•2® 186-0.5, Top Spud	471.45	77.0	671254406483
12051010	WEUS-1205.1010	Retrofit Urinal Fixture w/Sloan 186 - 0.5, Top Spud	466.30	77.0	671254401198
12051020	WEUS-1205.1020	Retrofit Urinal Fixture w/Crown® 186-0.5, Top Spud	487.40	77.0	671254418462
12051301	WEUS-1205.1301	Retrofit Urinal Fixture w/Royal® 186-0.5 ES-S, Top Spud	925.25	77.0	671254391192
12051410	WEUS-1205.1410	Retrofit Urinal Fixture w/ECOS® 8186-0.5, Top Spud	856.75	77.0	671254391161
12051415	WEUS-1205.1415	Urinal Fixture w/ Sloan 8186-0.5, Top Spud	832.05	77.0	671254401204
12101035	WEUS-1210.1035	Retrofit Urinal Fixture w/Crown® 195-0.125 L, Rear Spud	610.85	80.0	671254420816
12101311	WEUS-1210.1311	Retrofit Urinal Fixture w/Royal® 195-0.125 ES-S, Rear Spud	881.90	80.0	671254401051
12101320	WEUS-1210.1320	Retrofit Urinal Fixture w/Crown® 195-0.125 ES-S, Rear Spud	1,018.70	80.0	671254421103
12151020	WEUS-1215.1020	Retrofit Urinal Fixture w/Crown® 995-0.5, Rear Spud	617.55	77.0	671254418479



WEUS-1000.1006



WEUS-7000.1006



WEUS-7000.1001



WEUS-7000.1201

Code Number	Product Number	Description	List Price \$	Est. Wt. (lbs.)	UPC Code
Small Urinal Packages					
70001001	WEUS-7000.1001	Small Urinal Fixture w/Royal® 186-0.125, Top Spud	371.05	53.0	671254384804
70001006	WEUS-7000.1006	Small Urinal Fixture w/Crown® 186-0.125, Top Spud	399.20	53.0	671254417519
70001010	WEUS-7000.1010	Small Urinal Fixture w/Sloan 186 - 0.125, Top Spud	\$362.95	77.0	671254416826
70001201	WEUS-7000.1201	Small Urinal Fixture w/SOLIS 8186-0.125, Top Spud	822.90	53.0	671254381216
70001301	WEUS-7000.1301	Small Urinal Fixture w/Royal® 186-0.125 ES-S, Top Spud	837.00	53.0	671254381339
70001401	WEUS-7000.1401	Small Urinal Fixture w/ECOS® 8186-0.125, Top Spud	768.50	53.0	671254381377
70001402	WEUS-7000.1402	Small Urinal Fixture w/Royal® 186-0.125 SMO, Top Spud	656.25	53.0	671254381384
70001404	WEUS-7000.1404	Small Urinal Fixture w/GEM 186-0.125 SFSM, Top Spud	638.10	53.0	671254444805
70001411	WEUS-7000.1411	Small Urinal Fixture w/ECOS 186-0.125 HW, Top Spud	927.75	53.0	671254437111
70001420	WEUS-7000.1420	Small Urinal Fixture w/Sloan 186-0.125 SFSM, Top Spud	642.50	53.0	671254420809
70021001	WEUS-7002.1001	Small Urinal Fixture w/Royal® 186-0.25, Top Spud	371.05	53.0	671254381308
70021301	WEUS-7002.1301	Small Urinal Fixture w/Royal® 186-0.25 ES-S, Top Spud	837.05	53.0	671254381513
70021401	WEUS-7002.1401	Small Urinal Fixture w/ECOS® 8186-0.25, Top Spud	768.50	53.0	671254381537
70021402	WEUS-7002.1402	Small Urinal Fixture w/Royal® 186-0.25 SMO, Top Spud	761.95	53.0	671254381544
70051001	WEUS-7005.1001	Small Urinal Fixture w/Royal® 186-0.5, Top Spud	371.05	53.0	671254413450
70051201	WEUS-7005.1201	Small Urinal Fixture w/SOLIS 8186-0.5, Top Spud	822.90	53.0	671254438408
70051301	WEUS-7005.1301	Small Urinal Fixture w/Royal® 186-0.5 ES-S, Top Spud	812.30	53.0	671254413573
70051402	WEUS-7005.1402	Small Urinal Fixture w/Royal® 186-0.5 SMO, Top Spud	656.26	53.0	671254413467
70051410	WEUS-7005.1410	Small Urinal Fixture w/G2 Optima Plus® 8186-0.5, Top Spud	797.05	77.0	671254415126
70051415	WEUS-7005.1415	Small Urinal Fixture w/ Sloan 8186-0.5, Top Spud	719.10	77.0	671254415270
70061001	WEUS-7006.1001	Small Urinal Fixture w/Royal® 186-1.0, Top Spud	371.05	53.0	671254413436
70061301	WEUS-7006.1301	Small Urinal Fixture w/Royal® 186-1.0 ES-S, Top Spud	837.05	53.0	671254413443
70061402	WEUS-7006.1402	Small Urinal Fixture w/Royal® 186-1.0 SMO, Top Spud	675.40	53.0	671254413474

Code Number	Product Number	Description	List Price \$	Est. Wt. (lbs.)	UPC Code
-------------	----------------	-------------	---------------	-----------------	----------

Sensor-Activated Royal® Water Closet flushometers with True Mechanical Override

24 VAC hardwire system, includes: solenoid operated dual-filtered fixed by-pass diaphragm flushometer with angle stop and vacuum breaker flush connection. Adaptive Optima® EL-1500-L water closet sensor with True Mechanical Override button, chrome plated wall plate(s) with vandal resistant screws –for exposed flushometer for 1-1/2" top spud bowls.

3450155	ROYAL 110 ES-S TMO	3.5 gpf (13.2 Lpf)	697.65	9.04	671254378537
3450065	ROYAL 111 ES-S TMO	1.6 gpf (6.0 Lpf)	697.65	9.04	671254372870
3450055	ROYAL 111-1.28 ES-S TMO	1.28 gpf (4.8 Lpf)	697.65	9.04	671254378254
3450260	ROYAL 113-1.28 ES-S TMO	1.28 gpf (4.8 Lpf)	702.60	9.04	671254384569
3450265	ROYAL 113-1.6 ES-S TMO	1.6 gpf (6.0 Lpf)	702.60	9.04	671254385450
3450310	ROYAL 115-1.6 ES-S TMO	1.6 gpf (6.0 Lpf)	712.65	9.04	671254378544
3450406	ROYAL 116-1.6 ES-S TMO	1.6 gpf (6.0 Lpf)	716.15	9.04	671254378513

Sensor-Activated Royal® Water Closet flushometers

24 VAC hardwire system, includes: solenoid operated dual-filtered fixed by-pass diaphragm flushometer with angle stop and vacuum breaker flush connection. Adaptive Optima® EL-1500-L water closet sensor with Override button, chrome plated wall plate(s) with vandal resistant screws – for exposed flushometer for 1-1/2" top spud bowls.

3450147	ROYAL 110 ES-S	3.5 gpf (13.2 Lpf)	657.65	8.60	671254138209
3450047	ROYAL 111 ES-S	1.6 gpf (6.0 Lpf)	657.65	8.70	671254138193
3450049	ROYAL 111-1.28 ES-S	1.28 gpf (4.8 Lpf)	657.65	9.04	671254340251
3450247	ROYAL 113 ES-S	3.5 gpf (13.2 Lpf)	772.00	9.60	671254138216
3450249	ROYAL 113-1.6 ES-S	1.6 gpf (6.0 Lpf)	662.60	9.60	671254138223
3450255	ROYAL 113-1.28 ES-S	1.28 gpf (4.8 Lpf)	662.60	9.62	671254384279
3450347	ROYAL 115 ES-S	3.5 gpf (13.2 Lpf)	783.45	9.70	671254138230
3450349	ROYAL 115-1.6 ES-S	1.6 gpf (6.0 Lpf)	783.45	9.60	671254139114
3450447	ROYAL 116 ES-S	3.5 gpf (13.2 Lpf)	676.15	10.00	671254139121
3450449	ROYAL 116-1.6 ES-S	1.6 gpf (6.0 Lpf)	787.75	10.00	671254139138

24 VAC hardwire system, includes: solenoid operated dual-filtered fixed by-pass diaphragm flushometer with angle stop and vacuum breaker flush connection. Adaptive Optima® EL-1500-L water closet sensor with Override button, chrome plated wall plate(s) with vandal resistant screws – for concealed flushometer for 1-1/2" exposed back spud bowls.

3451100	ROYAL 140 ES-S	2-3/4" – 10-3/4" LDIM 3.5 gpf (13.2 Lpf)	757.65	12.00	671254138810
3451101	ROYAL 140-1.6 ES-S	2-3/4" – 10-3/4" LDIM 1.6 gpf (6.0 Lpf)	757.65	12.00	671254138827
3451110	ROYAL 140 ES-S	11-3/4" – 12-3/4" LDIM 3.5 gpf (13.2 Lpf)	757.65	12.00	671254138858
3451111	ROYAL 140-1.6 ES-S	11-3/4" – 12-3/4" LDIM 1.6 gpf (6.0 Lpf)	757.65	12.00	671254138865

For "L" Dimension longer than 12-3/4", add \$5.30 per inch.

24 VAC hardwire system, includes: solenoid operated dual-filtered fixed by-pass diaphragm flushometer with angle stop and vacuum breaker flush connection. Adaptive Optima® EL-1500-L water closet sensor with Override button, chrome plated wall plate(s) with vandal resistant screws – for concealed flushometer for 1-1/2" concealed back spud bowls.

3451600	ROYAL 152 ES-S	2-3/4" – 10-3/4" LDIM 3.5 gpf (13.2 Lpf)	599.40	11.50	671254138735
3451601	ROYAL 152-1.6 ES-S	2-3/4" – 10-3/4" LDIM 1.6 gpf (6.0 Lpf)	599.40	11.50	671254138742
3451610	ROYAL 152 ES-S	11-3/4" – 12-3/4" LDIM 3.5 gpf (13.2 Lpf)	599.40	11.50	671254138773
3451611	ROYAL 152-1.6 ES-S	11-3/4" – 12-3/4" LDIM 1.6 gpf (6.0 Lpf)	599.40	11.50	671254138780
3451648	ROYAL 152-1.28 ES-S	2-3/4" – 10-3/4" LDIM 1.28 gpf (4.8 Lpf)	599.40	11.50	671254343351
3451676	ROYAL 152-1.28 ES-S	11-3/4" – 12-3/4" LDIM 1.28 gpf (4.8 Lpf)	599.40	9.80	671254386549

For "L" Dimension longer than 12-3/4", add \$5.30 per inch.



ROYAL 111 ESS TMO



ROYAL 111 ES-S



ROYAL 140 ES-S

**Contact Your Local Sloan Representative

Pricing subject to change without notice. For most current pricing, refer to online price sheets at www.sloan.com

Code Number	Product Number	Description	List Price \$	Est. Wt. (lbs.)	UPC Code
24 VAC hardwire system, includes: solenoid operated dual-filtered fixed by-pass diaphragm flushometer with angle stop and vacuum breaker flush connection. Adaptive Optima® EL-1500-L water closet sensor with Override button, chrome plated wall plate(s) with vandal resistant screws – for concealed flushometer for 1-1/2" exposed top spud bowls.					
3451620	ROYAL 153 ES-S	2-3/4" – 10-3/4" LDIM 3.5 gpf (13.2 Lpf)	807.90	12.00	671254138698
3451621	ROYAL 153-1.6 ES-S	2-3/4" – 10-3/4" LDIM 1.6 gpf (6.0 Lpf)	807.90	12.00	671254138704
3451630	ROYAL 153 ES-S	11-3/4" – 12-3/4" LDIM 3.5 gpf (13.2 Lpf)	807.90	12.00	671254138896
3451631	ROYAL 153-1.6 ES-S	11-3/4" – 12-3/4" LDIM 1.6 gpf (6.0 Lpf)	807.90	12.00	671254138902
3451659	ROYAL 153-1.28 ES-S	2-3/4" – 10-3/4" LDIM 1.28 gpf (4.8 Lpf)	807.90	12.00	671254386129

For "L" Dimension longer than 12-3/4", add \$5.30 per inch.

Sensor-Activated Royal® Water Closet flushometer with Wall Box

24 VAC hardwire system, includes: solenoid operated dual-filtered fixed by-pass diaphragm flushometer with angle stop and vacuum breaker flush connection. Adaptive Optima® EL-1500-L water closet sensor with Override button, 13" x 17" wall plate(s) with stainless steel access plate and vandal resistant screws – for concealed flushometer with wall box for 1-1/2" exposed back spud bowls.

3451102	ROYAL 140-WB ES-S	2-3/4" – 10-3/4" LDIM 3.5 gpf (13.2 Lpf)	965.10	21.50	671254138834
3451103	ROYAL 140-1.6-WB ES-S	2-3/4" – 10-3/4" LDIM 1.6 gpf (6.0 Lpf)	1,124.40	21.50	671254138841
3451112	ROYAL 140-WB ES-S	11-3/4" – 12-3/4" LDIM 3.5 gpf (13.2 Lpf)	1,124.40	21.50	671254138872
3451113	ROYAL 140-1.6-WB ES-S	11-3/4" – 12-3/4" LDIM 1.6 gpf (6.0 Lpf)	965.10	21.50	671254138889
3451115	ROYAL 140-1.28-WB ES-S	2-3/4" – 10-3/4" LDIM 1.28 gpf (4.8 Lpf)	965.10	21.79	671254370906

For "L" Dimension longer than 12-3/4", add \$5.30 per inch.

24 VAC hardwire system, includes: solenoid operated dual-filtered fixed by-pass diaphragm flushometer with angle stop and vacuum breaker flush connection. Adaptive Optima® EL-1500-L water closet sensor with Override button, 13" x 17" wall plate(s) with stainless steel access plate and vandal resistant screws – for concealed flushometer with wall box for 1-1/2" concealed back spud bowls.

3451602	ROYAL 152-WB ES-S	2-3/4" – 10-3/4" LDIM 3.5 gpf (13.2 Lpf)	1,065.20	21.00	671254138759
3451603	ROYAL 152-1.6-WB ES-S	2-3/4" – 10-3/4" LDIM 1.6 gpf (6.0 Lpf)	1,065.20	21.00	671254138766
3451612	ROYAL 152-WB ES-S	11-3/4" – 12-3/4" LDIM 3.5 gpf (13.2 Lpf)	1,065.20	21.00	671254138797
3451613	ROYAL 152-1.6-WB ES-S	11-3/4" – 12-3/4" LDIM 1.6 gpf (6.0 Lpf)	1,065.20	21.00	671254138803
3451649	ROYAL 152-1.28-WB ES-S	2-3/4" – 10-3/4" LDIM 1.28 gpf (4.8 Lpf)	1,065.20	21.45	671254345652

For "L" Dimension longer than 12-3/4", add \$5.30 per inch.

24 VAC hardwire system, includes: solenoid operated dual-filtered fixed by-pass diaphragm flushometer with angle stop and vacuum breaker flush connection. Adaptive Optima® EL-1500-L water closet sensor with Override button, 13" x 17" wall plate(s) with stainless steel access plate and vandal resistant screws – for concealed flushometer with wall box for 1-1/2" exposed top spud bowls.

3451622	ROYAL 153-WB ES-S	2-3/4" – 10-3/4" LDIM 3.5 gpf (13.2 Lpf)	1,174.75	21.50	671254138711
3451623	ROYAL 153-1.6-WB ES-S	2-3/4" – 10-3/4" LDIM 1.6 gpf (6.0 Lpf)	1,174.75	21.50	671254138728
3451632	ROYAL 153-WB ES-S	11-3/4" – 12-3/4" LDIM 3.5 gpf (13.2 Lpf)	1,174.75	21.50	671254138919
3451633	ROYAL 153-1.6-WB ES-S	11-3/4" – 12-3/4" LDIM 1.6 gpf (6.0 Lpf)	1,174.75	21.50	671254138926
3451654	ROYAL 153-1.28-WB ES-S	2-3/4" – 10-3/4" LDIM 1.28 gpf (4.8 Lpf)	1,174.75	22.10	671254354562

For "L" Dimension longer than 12-3/4", add \$5.30 per inch.

Sensor-Activated Royal® Water Closet flushometer with Small Wall Box

24 VAC hardwire system, includes: solenoid operated dual-filtered fixed by-pass diaphragm flushometer with angle stop and vacuum breaker flush connection. Adaptive Optima® EL-1500-L water closet sensor with piezo-technology Override button, 13" x 13" stainless steel access plate with vandal resistant screws – for concealed flushometer with Small Wall Box for 1-1/2" concealed back spud bowls.

3451653	ROYAL 152-1.6 ES-S SWB	2-3/4" – 10-3/4" LDIM 1.6 gpf (6.0 Lpf)	914.30	18.00	671254352988
3451658	ROYAL 152-1.28 ES-S SWB	2-3/4" – 10-3/4" LDIM 1.28 gpf (4.8 Lpf)	914.30	18.00	671254376748
3451658	ROYAL 152 ES-S SWB	2-3/4" – 10-3/4" LDIM 3.5 gpf (13.2 Lpf)	914.30	18.00	671254396197



ROYAL 152 ES-S



ROYAL 153 ES-S



ROYAL 152-WB ES-S

**Contact Your Local Sloan Representative

Pricing subject to change without notice. For most current pricing, refer to online price sheets at www.sloan.com

Code Number	Product Number	Description	List Price \$	Est. Wt. (lbs.)	UPC Code
-------------	----------------	-------------	---------------	-----------------	----------

Sensor-Activated Royal® Water Closet flushometer with Surface Mount Sensor for Flushing Rim Floor Drains

24 VAC hardwire system. Includes: solenoid operated dual-filtered fixed by-pass diaphragm flushometer with angle stop and vacuum breaker with 1" IPS outlet connection. Surface Mount water closet Sensor with chrome plated die cast housing, piezo-technology Override button and RJ-11 sensor and solenoid connections – for concealed flushometer for 1-1/2" concealed back spud bowls.

3451500	ROYAL 150 ES-SM	2-3/4" – 10-3/4" LDIM 3.5 gpf (13.2 Lpf)	1,144.90	11.00	671254265639
3451501	ROYAL 150-1.6 ES-SM	2-3/4" – 10-3/4" LDIM 1.6 gpf (6.0 Lpf)	1,144.90	11.00	671254265646

Sensor-Activated Royal® Water Closet flushometer with Surface Mount Sensor

24 VAC hardwire system, includes: solenoid operated dual-filtered fixed by-pass diaphragm flushometer with angle stop and vacuum breaker flush connection. Surface Mount water closet sensor with chrome plated die cast housing, piezo-technology Override button and RJ-11 sensor and solenoid connections – for concealed flushometer for 1-1/2" concealed back spud bowls.

3451636	ROYAL 152 ES-SM	2-3/4"-10-3/4" LDIM 3.5 gpf (13.2 Lpf)	1,190.65	11.00	671254270473
3451645	ROYAL 152-1.6 ES-SM	2-3/4"-10-3/4" LDIM 1.6 gpf (6.0 Lpf)	1,190.65	11.00	671254336179

Sloan ECOS® Hardwire Dual-Flush Water Closet flushometers

6 VAC hardwire system sensor-activated control module with Smart Sense Technology™ and flex-tube diaphragm flushometer with angle stop, vacuum breaker flush connection, sweat solder kit with cover tube and cast set screw wall flange – supplied less handle opening and with metal cover – for exposed flushometer for 1-1/2" top spud bowls.

3370420	ECOS 111-1.6/1.1 HW	1.6/1.1 gpf (6.0/4.2 Lpf)	665.45	8.66	671254376021
3370424	ECOS 115-1.6/1.1 HW	1.6/1.1 gpf (6.0/4.2 Lpf)	679.15	8.66	671254389724

Sensor-Activated Royal® Urinal flushometers with True Mechanical Override

24 VAC hardwire system, includes: solenoid operated dual-filtered fixed by-pass diaphragm flushometer with angle stop and vacuum breaker flush connection. Adaptive Optima® EL-1500 urinal sensor with True Mechanical Override and chrome plated wall plate(s) with vandal resistant screws for exposed flushometer for top spud urinals.

3452643	ROYAL 186-0.125 ES-S TMO	0.125 gpf (0.5 Lpf)	680.70	8.54	671254380189
3452641	ROYAL 186-0.25 ES-S TMO	0.25 gpf (1.0 Lpf)	680.70	8.54	671254378247
3452642	ROYAL 186-0.5 ES-S TMO	0.5 gpf (1.9 Lpf)	680.70	8.54	671254380165
3452640	ROYAL 186-1 ES-S TMO	1.0 gpf (3.8 Lpf)	680.70	8.54	671254374102
3452430	ROYAL 180-1 ES-S TMO	1.0 gpf (3.8 Lpf)	680.70	8.54	671254383692
3452435	ROYAL 180-1.5 ES-S TMO	1.5 gpf (5.7 Lpf)	680.70	8.54	671254382718

Sensor-Activated Royal® Urinal flushometers

24 VAC hardwire system, includes: solenoid operated dual-filtered fixed by-pass diaphragm flushometer with angle stop and vacuum breaker flush connection. Adaptive Optima® EL-1500 urinal sensor with chrome plated wall plate(s) with vandal resistant screws – for exposed flushometer for 1-1/4" top spud urinals.

3452447	ROYAL 180 ES-S	3.5 gpf (13.2 Lpf)	640.70	10.50	671254139145
3452449	ROYAL 180-1.5 ES-S	1.5 gpf (5.7 Lpf)	640.70	10.50	671254139152
3452473	ROYAL 180-1 ES-S	1.0 gpf (3.8 Lpf)	640.70	10.50	671254139169



ROYAL 152-SWB ES-S



ROYAL 150 ES-SM



ROYAL 152 ES-SM

**Contact Your Local Sloan Representative

Pricing subject to change without notice. For most current pricing, refer to online price sheets at www.sloan.com

Code Number	Product Number	Description	List Price \$	Est. Wt. (lbs.)	UPC Code
24 VAC hardwire system, includes: solenoid operated dual-filtered fixed by-pass diaphragm flushometer with angle stop and vacuum breaker flush connection. Adaptive Optima® EL-1500 urinal sensor with chrome plated wall plate(s) with vandal resistant screws – for exposed flushometer for 3/4" top spud urinals.					
3452625	ROYAL 186-0.25 ES-S	0.25 gpf (1.0 Lpf)	640.70	10.50	671254346505
3452630	ROYAL 186-0.125 ES-S	0.125 gpf (0.5 Lpf)	640.70	10.50	671254349674
3452647	ROYAL 186 ES-S	1.5 gpf (5.7 Lpf)	640.70	10.50	671254139176
3452673	ROYAL 186-1 ES-S	1.0 gpf (3.8 Lpf)	640.70	10.50	671254139183
3452674	ROYAL 186-0.5 ES-S	0.5 gpf (1.9 Lpf)	640.70	10.50	671254139190
24 VAC hardwire system, includes: solenoid operated dual-filtered fixed by-pass diaphragm flushometer with angle stop and vacuum breaker flush connection. Adaptive Optima® EL-1500 urinal sensor with chrome plated wall plate(s) with vandal resistant screws for concealed flushometer for 1-1/4" concealed back spud urinals.					
3453000	ROYAL 190 ES-S	2-3/4" – 10-3/4" LDIM 3.5 gpf (13.2 Lpf)	670.00	11.00	671254138575
3453001	ROYAL 190-1.5 ES-S	2-3/4" – 10-3/4" LDIM 1.5 gpf (5.7 Lpf)	670.00	11.00	671254138582
3453002	ROYAL 190-1 ES-S	2-3/4" – 10-3/4" LDIM 1.0 gpf (3.8 Lpf)	670.00	11.00	671254138599
3453010	ROYAL 190 ES-S	11-3/4" – 12-3/4" LDIM 3.5 gpf (13.2 Lpf)	670.00	11.00	671254138636
3453011	ROYAL 190-1.5 ES-S	11-3/4" – 12-3/4" LDIM 1.5 gpf (5.7 Lpf)	670.00	11.00	671254138643
24 VAC hardwire system, includes: solenoid operated dual-filtered fixed by-pass diaphragm flushometer with angle stop and vacuum breaker flush connection. Adaptive Optima® EL-1500 urinal sensor with Override button – for concealed flushometer for 1-1/4" exposed top spud urinals.					
3453020	ROYAL 192 ES-S	2-3/4" – 10-3/4" LDIM 3.5 gpf (13.2 Lpf)	808.30	12.00	671254138513
3453021	ROYAL 192-1.5 ES-S	2-3/4" – 10-3/4" LDIM 1.5 gpf (5.7 Lpf)	808.30	12.00	671254138520
3453022	ROYAL 192-1 ES-S	2-3/4" – 10-3/4" LDIM 1.0 gpf (3.8 Lpf)	808.30	12.00	671254138537
3453030	ROYAL 192 ES-S	11-3/4" – 12-3/4" LDIM 3.5 gpf (13.2 Lpf)	808.30	12.00	671254138933
3453031	ROYAL 192-1.5 ES-S	11-3/4" – 12-3/4" LDIM 1.5 gpf (5.7 Lpf)	808.30	12.00	671254138940
3453032	ROYAL 192-1 ES-S	11-3/4" – 12-3/4" LDIM 1.0 gpf (3.8 Lpf)	808.30	12.00	671254138957
24 VAC hardwire system, includes: solenoid operated dual-filtered fixed by-pass diaphragm flushometer with angle stop and vacuum breaker flush connection. Adaptive Optima® EL-1500 urinal sensor with Override button – for concealed flushometer for 3/4" concealed back spud urinals.					
3453200	ROYAL 195 ES-S	2-3/4" – 10-3/4" LDIM 1.5 gpf (5.7 Lpf)	575.05	11.00	671254138391
3453201	ROYAL 195-1 ES-S	2-3/4" – 10-3/4" LDIM 1.0 gpf (3.8 Lpf)	575.05	11.00	671254138407
3453202	ROYAL 195-0.5 ES-S	2-3/4" – 10-3/4" LDIM 0.5 gpf (1.9 Lpf)	575.05	11.00	671254138414
3453210	ROYAL 195 ES-S	11-3/4" – 12-3/4" LDIM 1.5 gpf (5.7 Lpf)	575.05	11.00	671254138452
3453211	ROYAL 195-1 ES-S	11-3/4" – 12-3/4" LDIM 1.0 gpf (3.8 Lpf)	575.05	11.00	671254138469
3453212	ROYAL 195-0.5 ES-S	11-3/4" – 12-3/4" LDIM 0.5 gpf (1.9 Lpf)	575.05	11.00	671254138476
3453265	ROYAL 195-0.125 ES-S	2-3/4" – 10-3/4" LDIM 0.125 gpf (0.5 Lpf)	575.05	8.90	671254373594
3453266	ROYAL 195-0.25 ES-S	2-3/4" – 10-3/4" LDIM 0.25 gpf (1.0 Lpf)	575.05	8.90	671254373617
24 VAC hardwire system, includes: solenoid operated dual-filtered fixed by-pass diaphragm flushometer with angle stop and vacuum breaker flush connection. Adaptive Optima® EL-1500 urinal sensor with Override button – for concealed flushometer for 3/4" exposed top spud urinals.					
3453221	ROYAL 197-1 ES-S	2-3/4" – 10-3/4" LDIM 1.0 gpf (3.8 Lpf)	808.30	12.00	671254139008
3453222	ROYAL 197-0.5 ES-S	2-3/4" – 10-3/4" LDIM 0.5 gpf (1.9 Lpf)	808.30	12.00	671254139015
3453220	ROYAL 197 ES-S	2-3/4" – 10-3/4" LDIM 1.5 gpf (5.7 Lpf)	808.30	12.00	671254138995
3453230	ROYAL 197 ES-S	11-3/4" – 12-3/4" LDIM 1.5 gpf (5.7 Lpf)	808.30	12.00	671254139053
3453231	ROYAL 197-1 ES-S	11-3/4" – 12-3/4" LDIM 1.0 gpf (3.8 Lpf)	808.30	12.00	671254139060
3453232	ROYAL 197-0.5 ES-S	11-3/4" – 12-3/4" LDIM 0.5 gpf (1.9 Lpf)	808.30	12.00	671254139077

For "L" Dimension longer than 12-3/4", add \$5.30 per inch.



ROYAL 180 ES-S



ROYAL 186 ES-S



ROYAL 190 ES-S



ROYAL 192 ES-S

**Contact Your Local Sloan Representative

Pricing subject to change without notice. For most current pricing, refer to online price sheets at www.sloan.com

Code Number	Product Number	Description	List Price \$	Est. Wt. (lbs.)	UPC Code
-------------	----------------	-------------	---------------	-----------------	----------

Sensor-Activated Royal® Urinal flushometers with Wall Box

24 VAC hardwire system. Includes: solenoid operated dual-filtered fixed by-pass diaphragm flushometer with angle stop and vacuum Breaker Flush connection. Adaptive Optima® EL-1500 urinal sensor with 13" x 17" wall plate(s) with stainless steel access plate and vandal resistant Screws – for concealed flushometer with Wall Box for 1-1/4" concealed back spud urinals.

3453003	ROYAL 190-WB ES-S	2-3/4" – 10-3/4" LDIM 3.5 gpf (13.2 Lpf)	1,036.80	20.50	671254138605
3453004	ROYAL 190-1.5-WB ES-S	2-3/4" – 10-3/4" LDIM 1.5 gpf (5.7 Lpf)	1,036.80	20.50	671254138612
3453005	ROYAL 190-1-WB ES-S	2-3/4" – 10-3/4" LDIM 1.0 gpf (3.8 Lpf)	1,036.80	20.50	671254138629
3453013	ROYAL 190-WB ES-S	11-3/4" – 12-3/4" LDIM 3.5 gpf (13.2 Lpf)	1,036.80	20.50	671254138667
3453014	ROYAL 190-1.5-WB ES-S	11-3/4" – 12-3/4" LDIM 1.5 gpf (5.7 Lpf)	1,036.80	20.50	671254138674
3453015	ROYAL 190-1-WB ES-S	11-3/4" – 12-3/4" LDIM 1.0 gpf (3.8 Lpf)	1,036.80	20.50	671254138681

24 VAC hardwire system, includes: solenoid operated dual-filtered by-pass diaphragm flushometer with angle stop and vacuum breaker flush connection. Adaptive Optima® EL-1500 urinal sensor with 13" x 17" wall plate(s) with stainless steel access plate and vandal resistant screws – for concealed flushometer with Wall Box for 1-1/4" exposed top spud urinals.

3453023	ROYAL 192-WB ES-S	2-3/4" – 10-3/4" LDIM 3.5 gpf (13.2 Lpf)	1,175.10	21.50	671254138544
3453024	ROYAL 192-1.5-WB ES-S	2-3/4" – 10-3/4" LDIM 1.5 gpf (5.7 Lpf)	1,175.10	21.50	671254138551
3453025	ROYAL 192-1-WB ES-S	2-3/4" – 10-3/4" LDIM 1.0 gpf (3.8 Lpf)	1,175.10	21.50	671254138568
3453033	ROYAL 192-WB ES-S	11-3/4" – 12-3/4" LDIM 3.5 gpf (13.2 Lpf)	1,175.10	21.50	671254138964
3453034	ROYAL 192-1.5-WB ES-S	11-3/4" – 12-3/4" LDIM 1.5 gpf (5.7 Lpf)	1,175.10	21.50	671254138971
3453035	ROYAL 192-1-WB ES-S	11-3/4" – 12-3/4" LDIM 1.0 gpf (3.8 Lpf)	1,175.10	21.50	671254138988

24 VAC hardwire system, includes: solenoid operated dual-filtered by-pass diaphragm flushometer with angle stop and vacuum breaker flush connection. Adaptive Optima® EL-1500 urinal sensor with 13" x 17" wall plate(s) with stainless steel access plate and vandal resistant screws – for concealed flushometer with Wall Box for 3/4" concealed back spud urinals.

3453203	ROYAL 195-WB ES-S	2-3/4" – 10-3/4" LDIM 1.5 gpf (5.7 Lpf)	1,036.80	20.50	671254138421
3453204	ROYAL 195-1-WB ES-S	2-3/4" – 10-3/4" LDIM 1.0 gpf (3.8 Lpf)	1,036.80	20.50	671254138438
3453205	ROYAL 195-0.5-WB ES-S	2-3/4" – 10-3/4" LDIM 0.5 gpf (1.9 Lpf)	889.90	20.50	671254138445
3453213	ROYAL 195-WB ES-S	11-3/4" – 12-3/4" LDIM 1.5 gpf (5.7 Lpf)	889.90	20.50	671254138483
3453214	ROYAL 195-1-WB ES-S	11-3/4" – 12-3/4" LDIM 1.0 gpf (3.8 Lpf)	889.90	20.50	671254138490
3453215	ROYAL 195-0.5-WB ES-S	11-3/4" – 12-3/4" LDIM 0.5 gpf (1.9 Lpf)	889.90	20.50	671254138506

For "L" Dimension longer than 12-3/4", add \$5.30 per inch.

24 VAC hardwire system, includes: solenoid operated dual-filtered fixed by-pass diaphragm flushometer with angle stop and vacuum breaker flush connection. Adaptive Optima® EL-1500 urinal sensor with Override button – for concealed flushometer for 3/4" exposed top spud urinals.

3453233	ROYAL 197-WB ES-S	11-3/4" – 12-3/4" LDIM 1.5 gpf (5.7 Lpf)	1,175.10	21.50	671254139084
3453234	ROYAL 197-1-WB ES-S	11-3/4" – 12-3/4" LDIM 1.0 gpf (3.8 Lpf)	1,175.10	21.50	671254139091
3453235	ROYAL 197-0.5-WB ES-S	11-3/4" – 12-3/4" LDIM 0.5 gpf (1.9 Lpf)	1,175.10	21.50	671254139107
3453223	ROYAL 197-WB ES-S	2-3/4" – 10-3/4" LDIM 1.5 gpf (5.7 Lpf)	1,008.65	21.50	671254139022
3453224	ROYAL 197-1-WB ES-S	2-3/4" – 10-3/4" LDIM 1.0 gpf (3.8 Lpf)	1,008.65	21.50	671254139039
3453225	ROYAL 197-0.5-WB ES-S	2-3/4" – 10-3/4" LDIM 0.5 gpf (1.9 Lpf)	1,008.65	21.50	671254139046

For "L" Dimension longer than 12-3/4", add \$5.30 per inch.



ROYAL 195 ES-S



ROYAL 197 ES-S



ROYAL 190-WB ES-S



ROYAL 192-WB ES-S

**Contact Your Local Sloan Representative

Pricing subject to change without notice. For most current pricing, refer to online price sheets at www.sloan.com

Code Number	Product Number	Description	List Price \$	Est. Wt. (lbs.)	UPC Code
-------------	----------------	-------------	---------------	-----------------	----------

Sensor-Activated Royal® Urinal flushometer with Small Wall Box

24 VAC hardwire system, includes: solenoid operated dual-filtered fixed by-pass diaphragm flushometer with angle stop and vacuum breaker flush connection. Adaptive Optima® EL-1500 urinal sensor with piezo-technology override button, 13" x 13" stainless steel access plate with vandal resistant screws – concealed flushometer with Small Wall Box for 3/4" concealed back spud urinals.

3453254	ROYAL 195-1.0-SWB ES-S OR	2-3/4" – 10-3/4" LDIM 1.0 gpf (3.8 Lpf)	1,065.20	18.00	671254352995
3453255	ROYAL 195-0.5-SWB ES-S OR	2-3/4" – 10-3/4" LDIM 0.5 gpf (1.9 Lpf)	914.30	17.08	671254378612

Sensor-Activated Royal® Urinal flushometer with Surface Mount Sensor

24 VAC hardwire system, includes: solenoid operated dual-filtered fixed by-pass diaphragm flushometer with angle stop and vacuum breaker flush connection. Surface mount water closet sensor with chrome plated die cast housing and RJ-11 sensor and solenoid connections – concealed flushometer for 3/4" concealed back spud urinals.

3453043	ROYAL 190 ES-SM	2-3/4"-10-3/4" LDIM 3.5 gpf (13.2 Lpf)	984.20	11.00	671254310650
3453050	ROYAL 194 ES-SM	2-3/4"-10-3/4" LDIM 1.5 gpf (5.7 Lpf)	828.85	11.00	671254265301
3453051	ROYAL 194-1 ES-SM	2-3/4"-10-3/4" LDIM 1.0 gpf (3.8 Lpf)	965.65	11.00	671254265714
3453052	ROYAL 194-0.5 ES-SM	2-3/4"-10-3/4" LDIM 0.5 gpf (1.9 Lpf)	965.65	11.00	671254265721
3453229	ROYAL 195 ES-SM	2-3/4"-10-3/4" LDIM 1.5 gpf (5.7 Lpf)	1,092.90	11.00	671254270480
3453243	ROYAL 195-0.5 ES-SM	2-3/4"-10-3/4" LDIM 0.5 gpf (1.9 Lpf)	938.05	11.00	671254327351
3453244	ROYAL 195-1 ES-SM	2-3/4"-10-3/4" LDIM 1.0 gpf (3.8 Lpf)	1,092.90	11.00	671254334946

Sloan ECOS® Hardwire Sensor-Activated Urinal flushometers

6 VAC hardwire system sensor-activated control module with Smart Sense Technology™ and flex-tube diaphragm flushometer with angle stop, vacuum breaker flush connection, sweat solder kit with cover tube and cast set screw wall flange – supplied less handle opening and with metal cover – exposed flushometer for 3/4" top spud urinals. Sloan ECOS® 186-0.125 and ECOS 186-0.25 are supplied with pressure compensating cartridge in lieu of flex-tube diaphragm.

3370442	ECOS 186-0.25 HW	0.25 gpf (1.0 Lpf)	665.45	8.62	671254391963
3370443	ECOS 186-1.0 HW	1.0 gpf (3.8 Lpf)	665.45	8.62	671254396807
3370440	ECOS 186-0.125 HW	0.125 gpf (0.5 Lpf)	665.45	8.62	671254383197
3370441	ECOS 186-0.5 HW	0.5 gpf (1.9 Lpf)	665.45	8.62	671254385566

Sensor-Activated Royal® Bedpan Washer flushometers

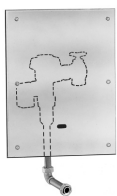
24 VAC hardwire system, includes: solenoid operated dual-filtered fixed by-pass diaphragm flushometer with angle stop and vacuum breaker flush connection. Adaptive Optima® EL-1500-L water closet sensor with override button, chrome plated wall plate(s) with vandal resistant screws – exposed flushometer for 1-1/2" top spud bowls.

3459600	ROYAL BPW-1150-1.6 ES-S	1.6 gpf (6.0 Lpf)	1,018.35	15.00	671254203853
3459601	ROYAL BPW-1100-1.6 ES-S	1.6 gpf (6.0 Lpf)	982.65	14.50	671254203860


Sloan ECOS® Bedpan Washer Battery-Powered Dual-Flush flushometer

Exposed, battery-powered sensor-activated Sloan ECOS® electronic dual-flush model bedpan washers – includes infrared® sensor with multiple-focused, lobular sensing fields for high- and low-target detection.

3370404	ECOS BPW-8150-1.6/1.1	1.6/1.1 gpf (6.0/4.2 Lpf)	939.25	13.40	671254344174
3370407	ECOS BPW-8111-1.6/1.1	1.6/1.1 gpf (6.0/4.2 Lpf)	934.50	13.40	671254348431



ROYAL 195-WB ES-S



ROYAL 197-WB ES-S



ROYAL 194 ES-SM



ROYAL BPW-1150-1.6 ES-S

**Contact Your Local Sloan Representative

Code Number	Product Number	Description	List Price \$	Est. Wt. (lbs.)	UPC Code
Optima Plus® DFSM/SFSM					
Battery-powered units convert manual into sensor-activated flushometers with True Mechanical Override. Dual-flush model provides up to 31% water savings per flush.					
3325500	EBV-500-A	SFSM - Single Flush Side-Mount Retrofit Kit for Water Closets and Urinals	289.90	2.80	671254400139
3325501	EBV-550-A	DFSM - Dual-Flush Side-Mount Retrofit Kit for Water Closets	333.35	2.80	671254400122
DFSM/SFSM Hardwired					
Exposed, hardwired units convert manual into sensor-activated flushometers with True Mechanical Override. Dual-flush model provides up to 31% water savings per flush.					
3345100	EL-700-A	SFSM Single Flush side mount Hardwired retrofit kit	333.35	2.80	671254413344
3345101	EL-750-A	DFSM Dual Flush side mount Hardwired retrofit kit	383.30	2.80	671254413351
SMOOTH® Retrofit Kits					
Sensor-activated, battery-powered or hardwired retrofit kit, easily converts manual flushometers into water-saving electronics.					
3325201	EBV-200-A	Side-Mount-Operator-Over-The-Handle Retrofit Kit for Water Closets and Urinals	295.50	5.00	671254316027
3305201	EL-600-A	SMOOTH® Hardwire Retrofit Kit for Water Closets and Urinals	339.25	2.40	671254333819
Side Mount Operators					
Easily converts your manual flushometer to modern water-saving electronics. Includes: Courtesy Flush® button, audio signal when batteries need replacement, comes with Metal cover (M).					
0325105	EBV-89A-M	Side Mount Operator for Water Closets and Urinals – Metal Cover	295.50	2.80	671254243934
SOLIS® Water Closet flushometers					
Exposed, solar-powered sensor-activated SOLIS® flushometer with angle stop, vacuum breaker flush connection, sweat solder kit with cover tube and cast set screw wall flange – supplied less handle opening and with metal cover. Includes infrared sensor with multiple-focused, lobular sensing fields for high- and low-target detection, (4) "AA" battery backup power source – for exposed flushometer with 1-1/2" top spud bowls.					
3370001	SOLIS 8111-1.6	1.6 gpf (6.0 Lpf)	626.55	8.90	671254349728
3370002	SOLIS 8111- 1.28	1.28 gpf (4.8 Lpf)	626.55	8.90	671254349414
3370023	SOLIS 8113- 1.28	1.28 gpf (4.8 Lpf)	632.70	8.64	671254386891
3370045	SOLIS 8113- 1.6	1.6 gpf (6.0 Lpf)	632.70	8.90	671254387553
3370000	SOLIS DF 8111-1.6/1.1	1.6/1.1 gpf (6.0/4.2 Lpf)	626.55	8.90	671254349735
3370009	SOLIS DF 8113-1.6/1.1	1.6/1.1 gpf (6.0/4.2 Lpf)	632.70	8.84	671254354548
3370013	SOLIS DF 8115-1.6/1.1	1.6/1.1 gpf (6.0/4.2 Lpf)	639.95	8.84	671254375208
SOLIS® Urinal flushometers					
Exposed, solar-powered, sensor-activated SOLIS® flushometer with angle stop, vacuum breaker flush connection, sweat solder kit with cover tube and cast set screw wall flange – supplied less handle opening and with metal cover. Includes infrared sensor with multiple-focused, lobular sensing fields for high and low target detection, (4) "AA" battery backup power source – for exposed flushometer with 3/4" top spud urinals. SOLIS 8186-0.25 and SOLIS 8186-0.125 are supplied with pressure compensating cartridge in lieu of flex-tube diaphragm.					
3370004	SOLIS 8186-0.5	0.5 gpf (1.9 Lpf)	626.55	8.90	671254350397
3370005	SOLIS 8186-0.25	0.25 gpf (1.0 Lpf)	626.55	8.90	671254350311
3370010	SOLIS 8186-0.125	0.125 gpf (0.5 Lpf)	626.55	8.90	671254370340
Concealed SOLIS® Water Closet flushometer with Small Wall Box					
Solar-powered, sensor-activated SOLIS® flushometer with angle stop, vacuum breaker flush connection. Includes infrared sensor with multiple-focused, lobular sensing fields for high and low target detection, (4) "AA" battery backup power source, true mechanical override, 13" x 13" stainless steel access plate with vandal resistant screws – for concealed flushometer with small wall box for 1-1/2" concealed back spud bowls.					
3370060	SOLIS 8152-1.28-SWB	2-3/4" – 10-3/4" LDIM 1.28 gpf (4.8 Lpf)	1,103.15	19.55	671254397118
3370061	SOLIS 8152-1.6-SWB	2-3/4" – 10-3/4" LDIM 1.6 gpf (6.0 Lpf)	1,103.15	19.55	671254395985



SOLIS 8152 SWB



EBV-200-A



EBV-550-A



SOLIS DF 8111

**Contact Your Local Sloan Representative

Pricing subject to change without notice. For most current pricing, refer to online price sheets at www.sloan.com

Code Number	Product Number	Description	List Price \$	Est. Wt. (lbs.)	UPC Code
-------------	----------------	-------------	---------------	-----------------	----------

Concealed SOLIS® Urinal flushometer with Small Wall Box

Solar-powered, sensor-activated SOLIS® flushometer with angle stop, vacuum breaker flush connection. Includes infrared sensor with multiple-focused, lobular sensing fields for high and low target detection, (4) "AA" battery backup power source, true mechanical override, 13" x 13" stainless steel access plate with vandal resistant screws – for concealed flushometer with small wall box for 3/4" concealed back spud urinals.

3370062	SOLIS 8195-0.5-SWB OR	2-3/4" – 10-3/4" LDIM 0.5 gpf (1.9 Lpf)	1,103.15	19.55	671254397002
3370063	SOLIS 8195-1.0-SWB OR	2-3/4" – 10-3/4" LDIM 1.0 gpf (3.8 Lpf)	1,103.15	19.55	671254397491

Sloan ECOS® Battery-Powered Water Closet flushometers

Exposed, battery-powered, sensor-activated Sloan ECOS® control module with Smart Sense Technology™ and flex-tube diaphragm flushometer with angle stop, vacuum breaker flush connection, sweat solder kit with cover tube and cast set screw wall flange – supplied less handle opening and with metal cover – for 1-1/2" top spud water closets.

3370400	ECOS 8111-1.6/1.1	1.6/1.1 gpf (6.0/4.2 Lpf)	609.40	8.70	671254341661
3370402	ECOS 8115-1.6/1.1	1.6/1.1 gpf (6.0/4.2 Lpf)	639.95	9.10	671254342811
3370403	ECOS 8113-1.6/1.1	1.6/1.1 gpf (6.0/4.2 Lpf)	614.50	8.90	671254343580
3370448	ECOS 8111-1.28 OR	1.28 gpf (4.8 Lpf)	572.15	8.70	671254400153

Sloan ECOS® Battery-Powered Sensor-Activated Urinal flushometers

Exposed, battery-powered, sensor-activated Sloan ECOS® control module with Smart Sense Technology™ deferred flush protocol and flex-tube diaphragm flushometer with angle stop, vacuum breaker flush connection, sweat solder kit with cover tube and cast set screw wall flange – supplied less handle opening and with metal cover – for 3/4" top spud Bowls.

3370425	ECOS 8186-0.125 Less OR	0.125 gpf (0.5 Lpf)	572.15	8.62	671254388505
3370430	ECOS 8186-0.5 With OR	0.5 gpf (1.9 Lpf)	572.15	8.62	671254373167
3370431	ECOS 8186-0.5 Less OR	0.5 gpf (1.9 Lpf)	572.15	8.62	671254373174
3370435	ECOS 8186-1.0 With OR	1.0 gpf (3.8 Lpf)	572.15	8.62	671254378223
3250290	ECOS 8186-0.25 With OR	0.25 gpf (1.0 Lpf)	572.15	8.62	671254343054
3250325	ECOS 8186-0.125 With OR	0.125 gpf (0.5 Lpf)	572.15	8.62	671254370616

G2 Optima Plus® Battery-Powered Sensor-Activated Water Closet flushometers

Battery-powered, sensor-activated control module and flex-tube diaphragm flushometer with angle stop, vacuum breaker flush connection, sweat solder kit with cover tube and cast set screw wall flange – for exposed flushometer for 1-1/2" top spud bowls.

3250289	G2 8111-1.28	Optima Plus® 1.28 gpf (4.8 Lpf)	600.75	8.90	671254342460
3250400	G2 8111	Optima Plus® 1.6 gpf (6.0 Lpf)	600.75	8.30	671254266094
3250404	G2 8110	Optima Plus® 3.5 gpf (13.2 Lpf)	600.75	8.40	671254266810
3250340	G2 8113-1.28	Optima Plus® 1.28 gpf (4.8 Lpf)	606.05	9.03	671254383616
3250345	G2 8116-1.28	Optima Plus® 1.28 gpf (4.8 Lpf)	616.80	9.34	671254384217
3250407	G2 8116-1.6	Optima Plus® 1.6 gpf (6.0 Lpf)	616.80	10.10	671254266872
3250413	G2 8116	Optima Plus® 3.5 gpf (13.2 Lpf)	616.80	10.10	671254266865
3250421	G2 8113-1.6	Optima Plus® 1.6 gpf (6.0 Lpf)	606.05	9.30	671254266841
3250422	G2 8113	Optima Plus® 3.5 gpf (13.2 Lpf)	606.05	9.30	671254266834
3250423	G2 8115-1.6	Optima Plus® 1.6 gpf (6.0 Lpf)	613.65	10.10	671254266858
3250295	G2 8115-1.28	Optima Plus® 1.28 gpf (4.8 Lpf)	613.65	10.10	671254352544

G2 Optima Plus® Battery-Powered Sensor-Activated Urinal flushometers

Battery-powered, sensor-activated control module and flex-tube diaphragm flushometer with angle stop, vacuum breaker flush connection, sweat solder kit with cover tube and cast set screw wall flange – for exposed flushometer for 1-1/4" top urinals.

3250406	G2 8180-1	Optima Plus® 1.0 gpf (3.8 Lpf)	600.75	8.20	671254266902
3250408	G2 8180	Optima Plus® 3.5 gpf (13.2 Lpf)	600.75	8.20	671254266889
3250409	G2 8180-1.5	Optima Plus® 1.5 gpf (5.7 Lpf)	600.75	8.20	671254266896



SOLIS 8186



SLOAN ECOS 8111

**Contact Your Local Sloan Representative

Code Number	Product Number	Description	List Price \$	Est. Wt. (lbs.)	UPC Code
Battery-powered, sensor-activated control module and flex-tube diaphragm flushometer with angle stop, vacuum breaker flush connection, sweat solder kit with cover tube and cast set screw wall flange – for exposed flushometer for 3/4" top urinals.					
3250401	G2 8186-1	Optima Plus® 1.0 gpf (3.8 Lpf)	600.75	8.80	671254266100
3250403	G2 8186	Optima Plus® 1.5 gpf (5.7 Lpf)	600.75	8.80	671254266827
3250424	G2 8186-0.5	Optima Plus® 0.5 gpf (1.9 Lpf)	600.75	8.80	671254266919

Royal Optima Plus SFSM for Reclaimed Water

Battery-powered, sensor-activated flushometer with True Mechanical Override designed for reclaimed water.					
3010081	Royal 111-1.28 RW SFSM	1.28 gpf/4.8 Lpf for reclaimed water	526.95	6.83	671254428423
3012673	Royal 186-0.5 RW SFSM	0.5 gpf/1.9 Lpf For Urinals for reclaimed water	511.60	6.83	671254428430
3012674	Royal 186-0.25 RW SFSM	0.25 gpf/1.0 Lpf For Urinals for reclaimed water	511.60	6.83	671254428447
3012675	Royal 186-0.125 RW SFSM	0.125 gpf/0.5 Lpf For Urinals for reclaimed water	511.60	6.83	671254428454

Royal® Optima Plus® DFSM/SFSM Water Closet flushometers

Battery-powered, sensor-activated flushometers with True Mechanical Override. Dual-flush model provides up to 31% water savings per flush.					
3910275	Royal 111-1.6 SFSM	1.6 gpf/6.0 Lpf	479.05	6.83	671254412637
3910276	Royal 111-1.28 SFSM	1.28 gpf/4.8 Lpf	479.05	6.83	671254412644
3910285	Royal 111-1.6/1.1 DFSM	1.6/1.1 gpf- 6.0/4.2 Lpf	522.50	6.83	671254412613

Royal® Optima Plus® SFSM Urinal flushometers

Battery-powered, sensor-activated flushometers with True Mechanical Override.					
3912745	Royal 186-1.0 SFSM	1.0 gpf/3.8 Lpf For Urinals	479.05	6.83	671254412712
3912746	Royal 186-0.5 SFSM	0.5 gpf/1.9 Lpf For Urinals	479.05	6.83	671254412729
3912747	Royal 186-0.25 SFSM	0.25 gpf/1.0 Lpf For Urinals	479.05	6.83	671254412736
3912748	Royal 186-0.125 SFSM	0.125 gpf/0.5 Lpf For Urinals	479.05	6.83	671254412743

Royal® DFSM/SFSM Hardwired Water Closet flushometers

Hardwired, sensor-activated flushometers with True Mechanical Override.					
3910286	ROYAL 111-1.6/1.1 DFSM HW	1.6/1.1 DF Hardwired	572.45	6.83	671254417847
3910287	ROYAL 111-1.6 SFSM HW	1.6 gpf Hardwired	522.50	6.83	671254417830
3910288	ROYAL 111-1.28 SFSM HW	1.28 gpf Hardwired	522.50	6.83	671254417977

Royal® SFSM Hardwired Urinal flushometers

Hardwired, sensor-activated flushometers with True Mechanical Override.					
3912750	ROYAL 186-1 SFSM HW	1.0 gpf Hardwired	522.50	6.83	671254417854
3912751	ROYAL 186-0.5 SFSM HW	0.5 gpf Hardwired	522.50	6.83	671254417861
3912752	ROYAL 186-0.25 SFSM HW	0.25 gpf Hardwired	522.50	6.83	671254417878
3912753	ROYAL 186-0.125 SFSM HW	0.125 gpf Hardwired	522.50	6.83	671254417885

Royal® SMOOTH® Water Closet flushometers

Exposed, battery-powered, diaphragm-type, sensor-activated, water closet flushometers for floor mounted or wall hung top spud bowls, True Mechanical Override, four "C" batteries, flush accuracy controlled by CID technology.					
3910072	ROYAL 111-1.28 SMOOTH	1.28 gpf (4.8 Lpf)	500.75	12.50	671254348257
3910135	ROYAL 111 SMOOTH	1.6 gpf (6.0 Lpf)	500.75	12.50	671254322417
3010125	ROYAL 110 SMOOTH	3.5 gpf (13.2 Lpf)	500.75	12.50	671254322424
3010360	ROYAL 115 SMOOTH	3.5 gpf (13.2 Lpf)	515.00	13.80	671254322462
3910350	ROYAL 115-1.6 SMOOTH	1.6 gpf (6.0 Lpf)	515.00	13.80	671254322455




ECOS 8186



G2 8111



G2 8180



G2 8186

**Contact Your Local Sloan Representative

Pricing subject to change without notice. For most current pricing, refer to online price sheets at www.sloan.com

Code Number	Product Number	Description	List Price \$	Est. Wt. (lbs.)	UPC Code
-------------	----------------	-------------	---------------	-----------------	----------

Royal® SMOOTH® Urinal flushometers

Exposed, battery-powered, diaphragm-type, sensor-activated, urinal flushometers for wall hung top spud urinals, True Mechanical Override, four “C” batteries, flush accuracy controlled by CID technology.

3912475	ROYAL 180-1 SMOOTH	1.0 gpf (3.8 Lpf)	500.75	12.50	671254322486
3012460	ROYAL 180 SMOOTH	3.5 gpf (13.2 Lpf)	500.75	12.50	671254322479
3012660	ROYAL 186 SMOOTH	1.5 gpf (5.7 Lpf)	500.75	12.50	671254322431
3912650	ROYAL 186-0.5 SMOOTH	0.5 gpf (1.9 Lpf)	500.75	12.50	671254333413
3912670	ROYAL 186-1 SMOOTH	1.0 gpf (3.8 Lpf)	500.75	12.50	671254322448
3912695	ROYAL 186-0.25 SMOOTH	0.25 gpf (1.0 Lpf)	500.75	12.50	671254348851
3912698	ROYAL 186-0.125 SMOOTH	0.125 gpf (0.5 Lpf)	500.75	12.50	671254348844

G2 RESS Retrofit Kits for Royal® or Regal®

Battery-powered, sensor-activated control module and flex-tube diaphragm inside parts kit, 4 “AA” alkaline batteries. Installation strap wrench and screwdriver included. Kits must be ordered to meet flush volume requirements of existing or new water closets and urinals.

3325400	G2 RESS-C	G2 Optima Plus® Retrofit Kits for 3.5 gpf or 1.6 gpf Water Closets – Royal® or Regal®	459.65	3.50	671254267060
3325401	G2 RESS-C-2.4	G2 Optima Plus® Retrofit Kits for Water Closets – Royal® or Regal®	459.65	3.50	671254267077
3325402	G2 RESS-U	G2 Optima Plus® Retrofit Kits for 1.5 gpf or 1.0 gpf Urinals – Royal® or Regal®	459.65	3.50	671254267084
3325403	G2 RESS-U-0.5	G2 Optima Plus® Retrofit Kits for Urinals – Royal® or Regal®	459.65	3.50	671254267091
3325435	G2 RESS-C-1.28	G2 Optima Plus® Retrofit Kits for Water Closets – Royal® or Regal®	459.65	3.50	671254342453

G2 RESS Retrofit Kits for use on Zurn Flush Valves

Battery-powered, sensor-activated control module and flex-tube diaphragm inside parts kit, four “AA” alkaline batteries. Installation strap wrench and screwdriver included. Kits must be ordered to meet flush volume requirements of existing or new water closets and urinals.

3325404	G2 RESS-XD-C	G2 Optima Plus® Retrofit Kits with Adjustable Ground Joint ADJ/GJ 5 C TO C for 3.5 gpf or 1.6 gpf Water Closets	537.35	6.00	671254268647
3325405	G2 RESS-XD-U	G2 Optima Plus® Retrofit Kits with Adjustable Ground Joint ADJ/GJ 5 C TO C for 1.5 gpf or 1.0 gpf Urinals	537.35	6.00	671254268654
3325407	G2 RESS-XD-U-0.5 ADJ/GJ	G2 Optima Plus® Retrofit Kits with Adjustable Ground Joint for Urinals	537.35	6.00	671254268791
3325409	G2 RESS-XD-C-4.5	G2 Optima Plus® Retrofit Kits with Adjustable Ground Joint for Urinals ADJ/GJ 5 C/C	537.35	6.00	671254269682
3325410	G2 RESS-Z-C (ZURN)	G2 Optima Plus® Retrofit Kits for use on Zurn 3.5 gpf or 1.6 gpf Water Closet Valves	459.65	2.50	671254267107
3325412	G2 RESS-Z-U (ZURN)	G2 Optima Plus® Retrofit Kits for use on Zurn 1.5 gpf or 1.0 gpf Urinal Valves	459.65	2.50	671254267220
3325413	G2 RESS-Z-U-0.5 (ZURN)	G2 Optima Plus® Retrofit Kits for use on Zurn Urinal Valves	459.65	2.50	671254267237

SOLIS® RESS Retrofit Kits – Convert to Solar-Powered Retrofit Kits

Solar-powered, sensor-activated SOLIS® control module and inside parts kit, 4 “AA” Alkaline batteries. Installation strap wrench and screwdriver included. Kits must be ordered to meet the flush volume requirements of existing or new water closets and urinals. Includes Courtesy Flush® override button.

3375300	SOLIS DF RESS-C-1.6/1.1	Dual-Flush for Water Closet flushometers	479.35	3.50	671254351424
3375301	SOLIS RESS-C	Single Flush for 3.5 gpf or 1.6 gpf Water Closet flushometers	479.35	3.50	671254351714
3375302	SOLIS RESS-C-1.28	Single Flush for Water Closet flushometers	479.35	3.50	671254351677
3375304	SOLIS RESS-U-0.5	Single Flush for Urinal flushometers	479.35	3.50	671254351684
3375305	SOLIS RESS-U-0.25	Single Flush for 0.25 gpf Urinal flushometers	479.35	8.50	671254351608
3375306	SOLIS RESS-U	Single Flush for 1.5 gpf or 1.0 gpf Urinal flushometers	479.35	3.50	671254349711
3375349	SOLIS RESS-U-0.125	Single Flush for 0.125 gpf Urinal flushometers	479.35	3.50	671254405103



ROYAL 111 SMOOTH



ROYAL 180 SMOOTH



G2 RESS-U

**Contact Your Local Sloan Representative

Pricing subject to change without notice. For most current pricing, refer to online price sheets at www.sloan.com

Code Number	Product Number	Description	List Price \$	Est. Wt. (lbs.)	UPC Code
SOLIS® Zurn Retrofit Kits					
Battery-powered, sensor-activated control module and flex-tube diaphragm inside parts kit, 4 "AA" Alkaline batteries. Installation strap wrench and screwdriver included. Kits must be ordered to meet flush volume requirements of existing or new water closets and urinals.					
3375320	SOLIS RESS-Z-C	Single Flush for Zurn 3.5 gpf or 1.6 gpf Water Closet flushometers	479.35	3.50	671254353343
3375325	SOLIS DF RESS-Z-C-1.6/1.1	Dual-Flush for Zurn Water Closet flushometers	479.35	3.50	671254353688
3375346	SOLIS RESS-Z-C-1.28	Single Flush for Zurn Water Closet flushometers	479.35	3.50	671254387898
3375347	SOLIS RESS-Z-U-0.25	Single Flush for Zurn Urinal flushometers	479.35	3.50	671254387904
3375348	SOLIS RESS-Z-U-0.5	Single Flush for Zurn Urinal flushometers	479.35	3.50	671254387911
SOLIS® Upgrade Kits Convert Sloan G2 flushometers to SOLIS®					
Solar-powered, sensor-activated SOLIS® control module to upgrade existing G2 or Sloan ECOS® flushometers. Includes control module and solar panel assembly with Override button(s). Does not include internal kit.					
3375350	EBV-1007-A	Conversion Kit for Single Flush Water Closet G2 TO SOLIS®	341.60	1.80	671254368064
3375351	EBV-1005-A	Dual-Flush Conversion Kit for Water Closet flushometers – G2 to SOLIS® for use with 1.6 gpf only	341.60	1.80	671254354357
3375352	EBV-1006-A	Conversion Kit for Single Flush Urinal G2 TO SOLIS®	341.60	1.80	671254368057
Sloan ECOS® RESS Retrofit Kits					
Electronic, sensor-activated Sloan ECOS® retrofit contains control module and inside parts kit, 4 "AA" Alkaline batteries. Installation strap wrench and screwdriver included. The closet is an electronic dual-flush and urinal utilizes Smart Sense Technology™ deferred flush protocol. Kits must be ordered to meet the flush volume requirements of existing or new water closets and urinals. ECOS™ RESS-U-0.25 and RESS-U-0.125 supplied with pressure compensating cartridge in lieu of flex tube diaphragm.					
3375400	ECOS RESS-C-1.6/1/1	Dual-Flush Retrofit Kit for Water Closet flushometers	471.95	3.50	671254341678
3375421	ECOS RESS-U-0.125 With OR	ECOS Retrofit Kits for Urinals – Royal® or Regal®	437.75	3.50	671254387003
3375424	ECOS RESS-U-0.5 With OR	ECOS Retrofit Kits for Urinals – Royal® or Regal®	437.75	3.50	671254413788
3375424	ECOS RESS-U With OR	ECOS Retrofit Kits for 1.5 gpf or 1.0 gpf Urinals – Royal® or Regal®	437.75	3.50	—
3375421	ECOS RESS-U-0.25 With OR	ECOS Retrofit Kits for Urinals – Royal® or Regal®	437.75	3.50	—
Sloan ECOS® Upgrade Kits-Convert Sloan G2 flushometers to ECOS					
Battery-powered, sensor-activated Sloan ECOS® electronic dual-flush control module and button assembly.					
3375450	EBV-1004-A	Dual-Flush Conversion Kit for Water Closet flushometers – G2 to ECOS® for use with 1.6 gpf only	225.55	0.60	671254348066
Wall Boxes					
3305158	EL-191-ALS	Kit Wall Box W/Optima Urinal Less Sensor	378.30	11.86	671254385122
3305160	EL-192-ALS	Kit Wall Box W/Optima Closet Less Sensor	346.90	11.74	671254385115
3305178	EL-191-A	Kit Wall Box W/Optima F/Urinal SS	644.20	11.86	671254040564
3305180	EL-192-A	Kit Wall Box W/Optima F/Closet SS	640.85	11.74	671254069121



SOLIS RESS



SOLIS DF RESS



EBV-1005-A



EBV-1007-A

**Contact Your Local Sloan Representative

Pricing subject to change without notice. For most current pricing, refer to online price sheets at www.sloan.com

This page intentionally left blank.

Basys® (EFX)



Page 29

Basys® High

- EFX100 Hardwired
- EFX150 Battery
- EFX175 Battery + solar
- EFX177 Battery + solar + LCD
- EFX180 Battery + turbine



Page 30

Basys® Mid

- EFX200 Hardwired
- EFX250 Battery
- EFX275 Battery + solar
- EFX277 Battery + solar + LCD
- EFX280 Battery + turbine



Page 31

Basys® Low

- EFX300 Hardwired
- EFX350 Battery
- EFX375 Battery + solar
- EFX377 Battery + solar + LCD
- EFX380 Battery + turbine



Page 32

Basys® Low Integrated Base

- EFX600 Hardwired
- EFX650 Battery
- EFX675 Battery + solar
- EFX677 Battery + solar + LCD
- EFX680 Battery + turbine



Page 33

Basys® Wall

- EFX800 Hardwired
- EFX850 Battery
- EFX875 Battery + solar
- EFX877 Battery + solar + LCD

Optima® (EAF, EBF, ETF)



Page 46

- EAF100 Hardwired
- EAF150 Battery



Page 47

- EAF200 Hardwired
- EAF250 Battery
- EAF275 Battery + solar



Page 47

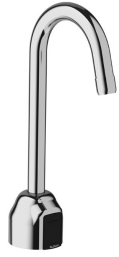
- EAF225 Hardwired with illuminated temperature indicator



Page 48

- EAF350 Battery

Optima® (continued)



Page 41

ETF700 Hardwired
EBF750 Battery
EBF755 Battery, BAA compliance



Page 50

EAF900 Hardwired with backlight stream and illuminated temperature controls



Page 34

ETF80 Hardwired
EBF85 Battery



Page 35

ETF880 Hardwired
EBF187 Battery



Page 36-37

ETF500 Hardwired
EBF550 Battery



Page 39

ETF610 Hardwired
EBF615 Battery
EBF625 Battery, BAA compliance



Page 38

ETF600 Hardwired
EBF650 Battery
EBF655 Battery, BAA compliance



Page 40

ETF660 Hardwired with side sensor



Page 43

EAF700 Hardwired
EAF750 Battery



Page 43

ETF700-S Hardwired with surgical bend
EBF750-S Battery with surgical bend

Faucets, Soap Dispensers & Sinks OLP

Optima® (continued)



Page 44

ETF770 Hardwired with side sensor



Page 45

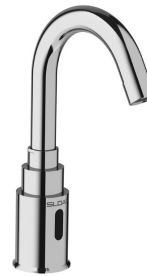
ETF800 Hardwired

Sloan® (SF)



Page 51

SF2100 Hardwired
SF2150 Battery



Page 51

SF2200 Hardwired
SF2250 Battery



Page 51

SF2300 Hardwired
SF2350 Battery



Page 51

SF2400 Hardwired
SF2450 Battery

Sloan Faucet Abbreviations & Descriptions List

Trim Plates	Description
-8	8 inch Trim plate included
-4	4 Inch trim Plate included
Less Trim	Without Trim Plate
4 Inch Center	4 inch center set Faucet

Finishes	Description
CP	Chrome Plated
PVDBN	Brushed Nickel Finish
PVDPB	Polished Brass Finish
PVDSB	Satin Brass Finish
PVDSF	Brushed Stainless Finish

Transformers	Description
LT	Less Transformer
P	Plug in Transformer
B	Box Mount Transformer

Water Control	Description
F	Flow Restrictor
H	Showerhead Type Spray
LF / Line Flush NYP	Line Flush
LP	Line Purge

Mixing Valves	Description
ADM	Above Deck Mixing Valve
BDM	Below Deck Mechanical Mixing Valve
BDT	Below Deck Thermostatic Mixing Valve
Check / CT	Check T
ISM	Integrated Side Mixing Valve

Power Options	Description
B Backup / Bat B	Battery Backup
HW	Hardwired
L / Batt, LB	Less Batteries

Faucet Family	Description
EAF	Electronic Above Deck Faucet
EBF	Electronic Battery Faucet
ETF	Electronic Transformer Faucet
EFX	Electronic Faucet Generation X (Basys)
SF	Sloan Faucet

Miscellaneous	Description
BAA / BA	Buy American Act
ASM	Assembly
DPU	Drain Pop up
Ext.	Extension
IC	IC Click Feature
Intl	International Specification
IQ	IQ Click Feature
Kit	Kit
L Cont Mod	Less Control Module
L/Logo, LL	Less Logo
LR	Long Range Sensor
WS	Wash Station

Spout Types	Description
Gneck, G'Neck	Gooseneck Spout
S	Surgical (Hospital Bend) Spout
Ped	Pedestal Spout

Code Number	Product Number	Description	List Price \$	Est. Wt. (lbs.)	UPC Code
BASYS® High - Active Infrared Sensor Faucet					
Infrared, sensor-activated, electronic, chrome-plated die cast body, hand washing faucet for pre-tempered or hot/cold water operation.					
Note: All BASYS™ faucets are chrome plated zinc die cast and utilize active infrared sensing unless otherwise noted. Low Lead Compliant.					
3324030	EFX-100.000.0000	BASYS Faucet High-HW-Bowed-0.5	847.70	5.00	671254401648
3324215	EFX-100.002.0000	BASYS Faucet High-HW-Bowed-1.5 AER	847.70	5.00	671254400344
3324216	EFX-100.002.0110	BASYS Faucet High-HW-Bowed-1.5 AER-4TP-EAF11	982.75	5.00	671254400351
3324023	EFX-100.500.0000	BASYS Faucet High-HW-Bowed-ISM-0.5	884.50	5.00	671254391284
3324012	EFX-100.500.0010	BASYS Faucet High-HW-Bowed-ISM-0.5-EAF11	958.25	5.00	671254398696
3324024	EFX-100.502.0000	BASYS Faucet High-HW-Bowed-ISM-1.5 AER	884.50	5.00	671254391277
3324229	EFX-100.502.0100	BASYS Faucet High-HW-Bowed-ISM-1.5 AER-4TP	958.25	5.00	671254401655
3324025	EFX-150.000.0000	BASYS Faucet High-Batt-Bowed-0.5	810.80	5.00	671254395947
3324223	EFX-150.002.0000	BASYS Faucet High-Batt-Bowed-1.5 AER	810.80	5.00	671254401488
3324300	EFX-150.003.0000	BASYS Faucet High-Batt-Bowed-1.5 LAM	810.80	5.00	671254406520
3324026	EFX-150.500.0000	BASYS Faucet High-Batt-Bowed-ISM-0.5	847.70	5.00	671254398764
3324230	EFX-150.500.0100	BASYS Faucet High-Batt-Bowed-ISM-0.5-4TP	909.05	5.00	671254401662
3324011	EFX-150.502.0000	BASYS Faucet High-Batt-Bowed-ISM-1.5 AER	847.70	5.00	671254391260
3324027	EFX-150.502.0100	BASYS Faucet High-Batt-Bowed-ISM-1.5 AER-4TP	909.05	5.00	671254398702
3324303	EFX-150.503.0000	BASYS Faucet High-Batt-Bowed-ISM-1.5 LAM	847.70	5.00	671254406551
3324243	EFX-175.000.0000	BASYS Faucet High-Solar-0.5	933.60	5.00	671254403598
3324220	EFX-175.002.0000	BASYS Faucet High-Solar-1.5 AER	933.60	5.00	671254401181
3324221	EFX-175.002.0200	BASYS Faucet High-Solar-1.5 AER-8TP	1,007.30	5.00	671254401372
3324244	EFX-175.500.0000	BASYS Faucet High-Solar-ISM-0.5	970.50	5.00	671254403604
3324010	EFX-175.502.0000	BASYS Faucet High-Solar-ISM-1.5 AER	970.50	5.00	671254391253
3324212	EFX-175.502.0010	BASYS Faucet High-Solar-ISM-1.5 AER-EAF11	1,044.20	5.00	671254400221
3324211	EFX-175.502.0110	BASYS Faucet High-Solar-ISM-1.5 AER-4TP-EAF11	1,105.60	5.00	671254400108
3324224	EFX-177.000.0000	BASYS Faucet High-Solar-LCD Solar-0.5	1,240.70	5.00	671254401495
3324209	EFX-177.000.0100	BASYS Faucet High-Solar-LCD Solar-0.5-4TP	1,302.15	5.00	671254400054
3324302	EFX-177.003.0000	BASYS Faucet High-Solar-LCD Solar-1.5 LAM	1,240.70	5.00	671254406544
3324086	EFX-177.500.0000	BASYS Faucet High-Solar-LCD Solar-ISM-0.5	1,277.60	5.00	671254398139
3324013	EFX-177.502.0000	BASYS Faucet High-Solar-LCD Solar-ISM-1.5 AER	1,277.60	5.00	671254396081
3324029	EFX-177.502.0100	BASYS Faucet High-Solar-LCD Solar-ISM-1.5 AER-4TP	1,277.60	5.00	671254396098
3324305	EFX-177.503.0000	BASYS Faucet High-Solar-LCD Solar-ISM-1.5 LAM	1,277.60	5.00	671254406575
3324360	EFX180.503.0000	BASYS Faucet High-Turbine 1.5 LAM	970.55	5.00	67125441044
3324361	EFX180.003.0000	BASYS Faucet High-Turbine LCD 1.5 LAM	933.65	5.00	67125441043
3324362	EFX180.502.0000	BASYS Faucet High-Turbine ISM 1.5 AER	970.55	5.00	67125441042
3324363	EFX180.500.0000	BASYS Faucet High-Turbine -ISM-0.5	970.55	5.00	67125441041
3324364	EFX180.002.0000	BASYS Faucet High-Turbine 1.5 AER	933.65	5.00	67125441040
3324365	EFX180.000.0000	BASYS Faucet High-Turbine 0.5	933.65	5.00	67125441039

Faucets, Soap Dispensers & Sinks

OLP



- EFX100 Hardwired
- EFX150 Battery
- EFX175 Battery + solar
- EFX177 Battery + solar + LCD
- EFX180 Battery + turbine

**Contact Your Local Sloan Representative

IB - Integrated Base; **HW** - Hardwire; **Batt** - Alkaline Battery; **Solar** - Solar Power; **CAP** - Capacitance; **LCD** - Solar+LCD Crown; **ISM** - Integral Temperature Control Spout Mixer; **BDM** - Below Deck Mixing Valve; **BDT** - Below Deck Thermostatic Mixing Valve; **0.5** - 0.5 gpm/1.9 Lpm Multi-Lam Spray Insert; **1.5 AER** - 1.5 gpm/5.7 Lpm Aerator; **1.5 AER** - 1.5 gpm/5.7 Lpm Laminar; **4TP** - 4" Trim Plate; **8TP** - 8" Trim Plate; **EAF11** - 6 VDC Plug-In Voltage Adapter; **EAF37** - 6 VDC Box-Mount Adapter, Turbine - Turbine Power

Pricing subject to change without notice. For most current pricing, refer to online price sheets at www.sloan.com

Code Number	Product Number	Description	List Price \$	Est. Wt. (lbs.)	UPC Code
BASYS® Mid - Active Infrared Sensor Faucet					
Infrared, sensor-activated, electronic, chrome-plated die cast body, hand washing faucet for pre-tempered or hot/cold water operation. Note: All BASYS faucets are chrome plated zinc die cast and utilize active infrared sensing unless otherwise noted. Low Lead Compliant.					
3324031	EFX-200.000.0000	BASYS Faucet Mid-HW-Bowed-0.5	737.10	5.00	671254391352
3324207	EFX-200.000.0110	BASYS Faucet Mid-HW-Bowed-0.5-4TP-EAF11	872.20	5.00	671254399709
3324204	EFX-200.002.0000	BASYS Faucet Mid-HW-Bowed-1.5 AER	736.75	5.00	671254399730
3324205	EFX-200.002.0110	BASYS Faucet Mid-HW-Bowed-1.5 AER-4TP-EAF11	872.20	5.00	671254399747
3324203	EFX-200.100.0040	BASYS Faucet Mid-HW-Bowed-0.5-EAF37	850.10	5.00	671254399242
3324233	EFX-200.200.0040	BASYS Faucet Mid-HW-Bowed-BDT-0.5-EAF37	1,086.00	5.00	671254402553
3324014	EFX-200.500.0000	BASYS Faucet Mid-HW-Bowed-ISM-0.5	774.00	5.00	671254391314
3324095	EFX-200.500.0010	BASYS Faucet Mid-HW-Bowed-ISM-0.5-EAF11	847.70	5.00	671254398528
3324241	EFX-200.500.0110	BASYS Faucet Mid-HW-Bowed-ISM-0.5-4TP-EAF11	909.05	5.00	671254403420
3324033	EFX-200.502.0000	BASYS Faucet Mid-HW-Bowed-ISM-1.5 AER	774.00	5.00	671254391819
3324240	EFX-200.502.0010	BASYS Faucet Mid-HW-Bowed-ISM-1.5 AER-EAF11	847.70	5.00	671254403413
3324082	EFX-200.502.0040	BASYS Faucet Mid-HW-Bowed-ISM-1.5 AER-EAF37	847.70	5.00	671254397811
3324231	EFX-200.502.0100	BASYS Faucet Mid-HW-Bowed-ISM-1.5 AER-4TP	835.35	5.00	671254401570
3324005	EFX-250.000.0000	BASYS Faucet Mid-Batt-Bowed-0.5	700.25	5.00	671254391338
3324073	EFX-250.002.0000	BASYS Faucet Mid-Batt-Bowed-1.5 AER	700.25	5.00	671254395954
3324077	EFX-250.002.0100	BASYS Faucet Mid-Batt-Bowed-1.5 AER-4TP	761.60	5.00	671254396340
3324306	EFX-250.003.0000	BASYS Faucet Mid-Batt-Bowed-1.5 LAM	700.25	5.00	671254406582
3324004	EFX-250.500.0000	BASYS Faucet Mid-Batt-Bowed-ISM-0.5	737.10	5.00	671254391307
3324058	EFX-250.500.0100	BASYS Faucet Mid-Batt-Bowed-ISM-0.5-4TP	798.50	5.00	671254395268
3324076	EFX-250.500.0200	BASYS Faucet Mid-Batt-Bowed-ISM-0.5-8TP	810.80	5.00	671254396036
3324035	EFX-250.502.0000	BASYS Faucet Mid-Batt-Bowed-ISM-1.5 AER	737.10	5.00	671254392137
3324060	EFX-250.502.0100	BASYS Faucet Mid-Batt-Bowed-ISM-1.5-4TP	798.50	5.00	671254395282
3324218	EFX-250.502.0200	BASYS Faucet Mid-Batt-Bowed-ISM-1.5 AER-8TP	810.80	5.00	671254400696
3324309	EFX-250.503.0000	BASYS Faucet Mid-Batt-Bowed-ISM-1.5 LAM	737.10	3.71	671254406612
3324003	EFX-275.000.0000	BASYS Faucet Mid-Solar-0.5	823.10	5.00	671254391321
3324074	EFX-275.002.0000	BASYS Faucet Mid-Solar-1.5 AER	823.10	5.00	671254396128
3324307	EFX-275.003.0000	BASYS Faucet Mid-Solar-1.5 LAM	823.10	5.00	671254406599
3324217	EFX-275.100.0200	BASYS Faucet Mid-Solar-BDM-0.5-8TP	936.10	5.00	671254400474
3324002	EFX-275.500.0000	BASYS Faucet Mid-Solar-ISM-0.5	859.95	5.00	671254391291
3324015	EFX-275.500.0100	BASYS Faucet Mid-Solar-ISM-0.5-4TP	921.40	5.00	671254391345
3324034	EFX-275.502.0000	BASYS Faucet Mid-Solar-ISM-1.5 AER	859.95	5.00	671254392120
3324042	EFX-275.502.0100	BASYS Faucet Mid-Solar-ISM-1.5 AER-4TP	921.40	5.00	671254394681
3324078	EFX-275.502.0200	BASYS Faucet Mid-Solar-ISM-1.5 AER-8TP	933.60	5.00	671254396494
3324310	EFX-275.503.0000	BASYS Faucet Mid-Solar-ISM-1.5 LAM	859.95	5.00	671254406629
3324208	EFX-277.000.0100	BASYS Faucet Mid-Solar-LCD Solar-0.5-4TP	1,191.55	5.00	671254400047
3324213	EFX-277.000.0000	BASYS Faucet Mid-Solar-LCD Solar-0.5	1,130.10	5.00	671254400238
3324080	EFX-277.002.0000	BASYS Faucet Mid-Solar-LCD Solar-1.5 AER	1,130.10	5.00	671254398757
3324308	EFX-277.003.0000	BASYS Faucet Mid-Solar-LCD Solar-1.5 LAM	1,130.10	5.00	671254406605
3324061	EFX-277.500.0000	BASYS Faucet Mid-Solar-LCD Solar-ISM-0.5	1,167.00	5.00	671254395190
3324059	EFX-277.500.0100	BASYS Faucet Mid-Solar-LCD Solar-ISM-0.5-4TP	1,228.45	5.00	671254395275
3324032	EFX-277.502.0000	BASYS Faucet Mid-Solar-LCD Solar-ISM-1.5 AER	1,167.00	5.00	671254391840
3324043	EFX-277.502.0100	BASYS Faucet Mid-Solar-LCD Solar-ISM-1.5 AER-4TP	1,228.50	5.00	671254394698
3324311	EFX-277.503.0000	BASYS Faucet Mid-Solar-LCD Solar-ISM-1.5 LAM	1,167.00	5.00	671254406636



- EFX200 Hardwired
- EFX250 Battery
- EFX275 Battery + solar
- EFX277 Battery + solar + LCD
- EFX280 Battery + turbine

**Contact Your Local Sloan Representative

IB - Integrated Base; **HW** - Hardwire; **Batt** - Alkaline Battery; **Solar** - Solar Power; **CAP** - Capacitance; **LCD** - Solar+LCD Crown; **ISM** - Integral Temperature Control Spout Mixer; **BDM** - Below Deck Mixing Valve; **BDT** - Below Deck Thermostatic Mixing Valve; **0.5** - 0.5 gpm/1.9 Lpm Multi-Lam Spray Insert; **1.5 AER** - 1.5 gpm/5.7 Lpm Aerator; **1.5 AER** - 1.5 gpm/5.7 Lpm Laminar; **4TP** - 4" Trim Plate; **8TP** - 8" Trim Plate; **EAF11** - 6 VDC Plug-In Voltage Adapter; **EAF37** - 6 VDC Box-Mount Adapter, Turbine - Turbine Power

Pricing subject to change without notice. For most current pricing, refer to online price sheets at www.sloan.com

Code Number	Product Number	Description	List Price \$	Est. Wt. (lbs.)	UPC Code
3324067	EFX-277.503.0200	BASYS Faucet Mid-Solar-LCD Solar-ISM-1.5 LAM-8TP	1,240.70	5.00	671254396050
3324366	EFX280.503.0000	BASYS Faucet Mid-Turbine ISM 1.5 LAM	859.95	5.00	67125441038
3324367	EFX280.003.0000	BASYS Faucet Mid-Turbine 1.5 LAM	823.05	5.00	67125441037
3324368	EFX280.502.0000	BASYS Faucet Mid-Turbine ISM 1.5 AER	859.95	5.00	67125441036
3324369	EFX280.500.0000	BASYS Faucet Mid-Turbine ISM 0.5	859.95	5.00	67125441035
3324370	EFX280.002.0000	BASYS Faucet Mid-Turbine 1.5 AER	823.05	5.00	67125441034
3324371	EFX280.000.0000	BASYS Faucet Mid-Turbine 0.5	823.05	5.00	67125441033

BASYS® Low, Pedestal - Active Infrared or Capacitance Sensor Faucet

Infrared or capacitance, sensor-activated, electronic, chrome-plated die cast body, hand washing faucet for pre-tempered or hot/cold water operation with turbine power option. Note: All BASYS faucets are chrome plated zinc die cast and utilize active Infrared Sensing unless otherwise noted. Low Lead Compliant. CAP only BAA.

3324096	EFX-300.000.0010	BASYS Faucet Low-HW-Bowed-0.5-EAF11	687.95	5.00	671254398511
3324238	EFX-300.000.0040	BASYS Faucet Low-HW-Bowed-0.5-EAF37	687.95	5.00	671254403314
3324092	EFX-300.002.0010	BASYS Faucet Low-HW-Bowed-1.5 AER-EAF11	687.95	5.00	671254398283
3324007	EFX-300.010.0010	BASYS Faucet Low-HW-Bowed-CAP-0.5-EAF11	675.70	5.00	671254394025
3324350	EFX-300.013.0010	BASYS Faucet Low-HW-Bowed-CAP-1.5 LAM-EAF11	687.95	5.00	671254406803
3324046	EFX-300.100.0010	BASYS Faucet Low-HW-Bowed-BDM-0.5-EAF11	727.30	5.00	671254398825
3324093	EFX-300.202.0010	BASYS Faucet Low-HW-Bowed-BDT-1.5 AER-EAF11	963.20	5.00	671254398290
3324210	EFX-300.210.0110	BASYS Faucet Low-HW-Bowed-BDT-CAP-0.5-4TP-EAF11	1,024.55	5.00	671254400092
3324089	EFX-300.500.0000	BASYS Faucet Low-HW-Bowed-ISM-0.5	651.15	5.00	671254398047
3324097	EFX-300.500.0010	BASYS Faucet Low-HW-Bowed-ISM-0.5-EAF11	724.85	5.00	671254398566
3324037	EFX-350.000.0000	BASYS Faucet Low-Batt-Bowed-0.5	577.40	5.00	671254395725
3324312	EFX-350.003.0000	BASYS Faucet Low-Batt-Bowed-1.5 LAM	577.40	5.00	671254406643
3324019	EFX-350.010.0000	BASYS Faucet Low-Batt-Bowed-CAP-0.5	577.40	5.00	671254392229
3324066	EFX-350.010.0100	BASYS Faucet Low-Batt-Bowed-CAP-0.5-4TP	627.25	5.00	671254395992
3324000	EFX-350.012.0000	BASYS Faucet Low-Batt-Bowed-CAP-1.5 AER	577.40	5.00	671254391833
3324351	EFX-350.013.0000	BASYS Faucet Low-Batt-Bowed-CAP-1.5 LAM	577.40	5.00	671254406438
3324047	EFX-350.100.0000	BASYS Faucet Low-Batt-Bowed-BDM-0.5	616.75	5.00	671254398832
3324201	EFX-350.102.0000	BASYS Faucet Low-Batt-Bowed-BDM-1.5 AER	616.75	5.00	671254399143
3324006	EFX-350.110.0000	BASYS Faucet Low-Batt-Bowed-BDM-CAP-0.5	617.10	5.00	671254392212
3324048	EFX-350.200.0000	BASYS Faucet Low-Batt-Bowed-BDT-0.5	852.65	5.00	671254398849
3324069	EFX-350.210.0000	BASYS Faucet Low-Batt-Bowed-BDT-CAP-0.5	852.65	5.00	671254398856
3324225	EFX-350.500.0000	BASYS Faucet Low-Batt-Bowed-ISM-0.5	614.25	5.00	671254401501
3324081	EFX-350.502.0000	BASYS Faucet Low-Batt-Bowed-ISM-1.5 AER	614.25	5.00	671254397781
3324206	EFX-350.502.0100	BASYS Faucet Low-Batt-Bowed-ISM-1.5 AER-4TP	675.70	5.00	671254399754
3324315	EFX-350.503.0000	BASYS Faucet Low-Batt-Bowed-ISM-1.5 LAM	614.25	5.00	671254406674
3324087	EFX-375.000.0000	BASYS Faucet Low-Solar-0.5	700.25	5.00	671254398023
3324090	EFX-375.000.0100	BASYS Faucet Low-Solar-0.5-4TP	761.60	5.00	671254398054
3324045	EFX-375.002.0000	BASYS Faucet Low-Solar-1.5 AER	700.25	5.00	671254398924
3324313	EFX-375.003.0000	BASYS Faucet Low-Solar-1.5 LAM	700.25	5.00	671254406650
3324226	EFX-375.500.0000	BASYS Faucet Low-Solar-ISM-0.5	737.10	5.00	671254401617
3324234	EFX-375.500.0100	BASYS Faucet Low-Solar-ISM-0.5-4TP	798.50	5.00	671254402713
3324227	EFX-375.502.0000	BASYS Faucet Low-Solar-ISM-1.5 AER	737.10	5.00	671254401624
3324316	EFX-375.503.0000	BASYS Faucet Low-Solar-ISM-1.5 LAM	737.10	2.20	671254406681
3324314	EFX-377.003.0000	BASYS Faucet Low-Solar-LCD Solar-1.5 LAM	\$1,007.30	5.00	671254406667
3324317	EFX-377.503.0000	BASYS Faucet Low-Solar-LCD Solar-ISM-1.5 LAM	\$1,044.20	5.00	671254406698



- EFX300 Hardwired
- EFX350 Battery
- EFX375 Battery + solar
- EFX377 Battery + solar + LCD
- EFX380 Battery + turbine

**Contact Your Local Sloan Representative

IB - Integrated Base; **HW** - Hardwire; **Batt** - Alkaline Battery; **Solar** - Solar Power; **CAP** - Capacitance; **LCD** - Solar+LCD Crown; **ISM** - Integral Temperature Control Spout Mixer; **BDM** - Below Deck Mixing Valve; **BDT** - Below Deck Thermostatic Mixing Valve; **0.5** - 0.5 gpm/1.9 Lpm Multi-Lam Spray Insert; **1.5 AER** - 1.5 gpm/5.7 Lpm Aerator; **1.5 AER** - 1.5 gpm/5.7 Lpm Laminar; **4TP** - 4" Trim Plate; **8TP** - 8" Trim Plate; **EAF11** - 6 VDC Plug-In Voltage Adapter; **EAF37** - 6 VDC Box-Mount Adapter, Turbine - Turbine Power

Pricing subject to change without notice. For most current pricing, refer to online price sheets at www.sloan.com

Code Number	Product Number	Description	List Price \$	Est. Wt. (lbs.)	UPC Code
3324021	EFX-380.010.0000	BASYS Faucet Low-Turbine-Bowed-CAP-0.5	700.25	5.00	671254393509
3324022	EFX-380.012.0000	BASYS Faucet Low-Turbine-Bowed-CAP-1.5 AER	700.25	5.00	671254392236
3324354	EFX-380.013.0000	BASYS Faucet Low-Turbine-Bowed-CAP-1.5 LAM	773.95	5.00	671254406827
3324062	EFX-380.210.0100	BASYS Faucet Low-Turbine-Bowed-BDT-CAP-0.5-4TP	1,036.75	5.00	671254395800

BASYS® Low, Integrated Base - Active Infrared or Capacitance Sensor Faucet

Infrared or capacitance, sensor-activated, electronic, chrome-plated die cast body, hand washing faucet for pre-tempered or hot/cold water operation with turbine power option. Note: All BASYS faucets are chrome plated zinc die cast and utilize active infrared sensing unless otherwise noted. Low Lead Compliant. CAP only BAA.

3324050	EFX-600.000.0000	BASYS Faucet Low IB-HW-Bowed-0.5	614.25	5.00	671254399839
3324202	EFX-600.000.0040	BASYS Faucet Low IB-HW-Bowed-0.5-EAF37	687.95	5.00	671254399068
3324008	EFX-600.010.0010	BASYS Faucet Low IB-HW-Bowed-CAP-0.5-EAF11	687.95	5.00	671254394063
3324352	EFX-600.013.0010	BASYS Faucet Low IB-HW-Bowed-CAP-1.5 LAM-EAF11	348.10	5.00	671254406810
3324052	EFX-650.000.0000	BASYS Faucet Low IB-Batt-Bowed-0.5	577.40	5.00	671254395688
3324065	EFX-650.002.0000	BASYS Faucet Low IB-Batt-Bowed-1.5 AER	577.40	5.00	671254396166
3324318	EFX-650.003.0000	BASYS Faucet Low IB-Batt-Bowed-1.5 LAM	577.40	5.00	671254406704
3324001	EFX-650.010.0000	BASYS Faucet Low IB-Batt-Bowed-CAP-0.5	577.40	5.00	671254394032
3324036	EFX-650.012.0000	BASYS Faucet Low IB-Batt-Bowed-CAP-1.5 AER	577.40	5.00	671254394087
3324053	EFX-650.100.0000	BASYS Faucet Low IB-Batt-Bowed-BDM-0.5	616.75	5.00	671254396838
3324009	EFX-650.110.0000	BASYS Faucet Low IB-Batt-Bowed-BDM-CAP-0.5	616.70	5.00	671254394049
3324039	EFX-650.210.0000	BASYS Faucet Low IB-Batt-Bowed-BDT-CAP-0.5	852.65	5.00	671254394582
3324091	EFX-675.000.0000	BASYS Faucet Low IB-Solar-0.5	700.25	5.00	671254398061
3324228	EFX-675.002.0000	BASYS Faucet Low IB-Solar-1.5 AER	700.25	5.00	671254401631
3324319	EFX-675.003.0000	BASYS Faucet Low IB-Solar-1.5 LAM	700.25	2.42	671254406711
3324214	EFX-675.200.0000	BASYS Faucet Low IB-Solar-BDT-0.5	975.45	5.00	671254400276
3324320	EFX-677.003.0000	BASYS Faucet Low IB-Solar-LCD Solar-1.5 LAM	1,007.30	2.42	671254406728
3324268	EFX-680.010.0000	BASYS Faucet Low IB-Turbine-Bowed-1.5 LAM	700.25	5.00	671254406834
3324237	EFX-680.210.0000	BASYS Faucet Low IB-Turbine-Bowed-BDT-CAP-0.5	975.45	5.00	671254403215

Faucets, Soap Dispensers & Sinks OLP



- EFX600 Hardwired
- EFX650 Battery
- EFX675 Battery + solar
- EFX677 Battery + solar + LCD
- EFX680 Battery + turbine

**Contact Your Local Sloan Representative

IB - Integrated Base; **HW** - Hardwire; **Batt** - Alkaline Battery; **Solar** - Solar Power; **CAP** - Capacitance; **LCD** - Solar+LCD Crown; **ISM** - Integral Temperature Control Spout Mixer; **BDM** - Below Deck Mixing Valve; **BDT** - Below Deck Thermostatic Mixing Valve; **0.5** - 0.5 gpm/1.9 Lpm Multi-Lam Spray Insert; **1.5 AER** - 1.5 gpm/5.7 Lpm Aerator; **1.5 LAM** - 1.5 gpm/5.7 Lpm Laminar; **4TP** - 4" Trim Plate; **8TP** - 8" Trim Plate; **EAF11** - 6 VDC Plug-In Voltage Adapter; **EAF37** - 6 VDC Box-Mount Adapter, Turbine - Turbine Power

Pricing subject to change without notice. For most current pricing, refer to online price sheets at www.sloan.com

Code Number	Product Number	Description	List Price \$	Est. Wt. (lbs.)	UPC Code
BASYS® Wall - Active Infrared Sensor Faucet					
Infrared, sensor-activated, electronic, chrome-plated die cast body, hand washing faucet for pre-tempered or hot/cold water operation. Lithium battery is for EFX-8XX only. Note: All BASYS faucets are chrome plated zinc die cast and utilize active infrared sensing unless otherwise noted. Low Lead Compliant.					
3324251	EFX-800.000.1010	BASYS Faucet Wall NPT1/2-HW-Bowed-0.5-EAF11	970.50	5.00	671254403819
3324055	EFX-800.002.1000	BASYS Faucet Wall NPT1/2-HW-Bowed-1.5 AER	896.80	5.00	671254395930
3324072	EFX-800.102.1040	BASYS Faucet Wall NPT1/2-HW-Bowed-BDM-1.5 AER-EAF37	1,009.90	5.00	671254398931
3324249	EFX-850.000.1000	BASYS Faucet Wall NPT1/2-Batt-Bowed-0.5	859.95	5.00	671254404250
3324056	EFX-850.002.1000	BASYS Faucet Wall NPT1/2-Batt-Bowed-1.5 AER	859.95	5.00	671254397804
3324232	EFX-850.202.1000	BASYS Faucet Wall NPT1/2-Batt-Bowed-BDT-1.5 AER	1,135.10	5.00	671254401921
3324286	EFX-875.000.1000	BASYS Faucet Wall NPT1/2-Solar-0.5	923.40	5.00	—
3324287	EFX-875.002.1000	BASYS Faucet Wall NPT1/2-Solar-1.5 AER	923.40	5.00	—
3324290	EFX-875.003.1000	BASYS Faucet Wall NPT1/2-Solar-1.5 LAM	923.40	5.00	—
3324288	EFX-877.000.1000	BASYS Faucet Wall NPT1/2-Solar-LCD Solar-0.5	1,289.90	5.00	—
3324289	EFX-877.002.1000	BASYS Faucet Wall NPT1/2-Solar-LCD Solar-1.5 AER	1,289.90	5.00	—
3324291	EFX-877.003.1000	BASYS Faucet Wall NPT1/2-Solar-LCD Solar-1.5 LAM	1,289.90	5.00	—

Faucets, Soap Dispensers & Sinks **OLP**



- EFX800 Hardwired
- EFX850 Battery
- EFX875 Battery + solar
- EFX877 Battery + solar + LCD

**Contact Your Local Sloan Representative

IB - Integrated Base; **HW** - Hardwire; **Batt** - Alkaline Battery; **Solar** - Solar Power; **CAP** - Capacitance; **LCD** - Solar+LCD Crown; **ISM** - Integral Temperature Control Spout Mixer; **BDM** - Below Deck Mixing Valve; **BDT** - Below Deck Thermostatic Mixing Valve; **0.5** - 0.5 gpm/1.9 Lpm Multi-Lam Spray Insert; **1.5 AER** - 1.5 gpm/5.7 Lpm Aerator; **1.5 AER** - 1.5 gpm/5.7 Lpm Laminar; **4TP** - 4" Trim Plate; **8TP** - 8" Trim Plate; **EAF11** - 6 VDC Plug-In Voltage Adapter; **EAF37** - 6 VDC Box-Mount Adapter, Turbine - Turbine Power

Pricing subject to change without notice. For most current pricing, refer to online price sheets at www.sloan.com

Code Number	Product Number	Description	List Price \$	Est. Wt. (lbs.)	UPC Code
-------------	----------------	-------------	---------------	-----------------	----------

ETF-80 Sensor-Activated Hand Washing Faucets

Includes 24 VAC operation, chrome plated brass lavatory faucet with engineered black throat plate, flow control spray head, in-spout sensor with splash-proof circuit control module, 24 VAC transformer (specify plug-in or box mount hardware), 24 VAC solenoid valve with integral "Y" filter. Low Lead Compliant.

3365320	ETF-80-4-P	Optima® Hand Washing Faucet – (1), (3), (5), (9)	697.30	8.20	671254231856
3365321	ETF-80-4-B	Optima® Hand Washing Faucet – (1), (2), (5), (9)	715.35	8.20	671254231863
3365022	ETF-80-4-LT	Optima® Hand Washing Faucet – (1), (4), (5), (9)	664.60	6.60	671254128040
3365314	ETF-80-4-P-ADM	Optima® Hand Washing Faucet – (3), (5), (9), (11)	943.00	9.40	671254231917
3365315	ETF-80-4-B-ADM	Optima® Hand Washing Faucet – (2), (5), (9), (11)	960.95	9.40	671254231924
3365316	ETF-80-4-LT-ADM	Optima® Hand Washing Faucet – (4), (5), (9), (11)	910.25	7.80	671254231931
3365308	ETF-80-4-P-BDM	Optima® Hand Washing Faucet – (3), (5), (9), (12)	732.55	8.10	671254231894
3365309	ETF-80-4-B-BDM	Optima® Hand Washing Faucet – (2), (5), (9), (12)	750.65	8.00	671254231986
3365310	ETF-80-4-LT-BDM	Optima® Hand Washing Faucet – (4), (5), (9), (12)	699.85	6.40	671254231993
3365229	ETF-80-4-P-BDT	Optima® Hand Washing Faucet – (3), (5), (9), (13)	862.90	9.20	671254238619
3365230	ETF-80-4-B-BDT	Optima® Hand Washing Faucet – (2), (5), (9), (13)	880.35	9.20	671254238626
3365231	ETF-80-4-LT-BDT	Optima® Hand Washing Faucet – (4), (5), (9), (13)	831.10	7.60	671254238633
3365322	ETF-80-8-P	Optima® Hand Washing Faucet – (1), (3), (5), (10)	732.40	8.70	671254231870
3365323	ETF-80-8-B	Optima® Hand Washing Faucet – (1), (2), (5), (10)	751.60	8.60	671254231887
3365298	ETF-80-8-LT	Optima® Hand Washing Faucet – (1), (4), (5), (10)	699.65	7.10	671254222809
3365317	ETF-80-8-P-ADM	Optima® Hand Washing Faucet – (3), (5), (10), (11)	977.80	9.60	671254231948
3365318	ETF-80-8-B-ADM	Optima® Hand Washing Faucet – (2), (5), (10), (11)	995.75	9.50	671254231962
3365319	ETF-80-8-LT-ADM	Optima® Hand Washing Faucet – (4), (5), (10), (11)	945.00	8.00	671254231979
3365311	ETF-80-8-P-BDM	Optima® Hand Washing Faucet – (3), (5), (10), (12)	767.65	8.50	671254232006
3365312	ETF-80-8-B-BDM	Optima® Hand Washing Faucet – (2), (5), (10), (12)	811.10	8.40	671254232013
3365313	ETF-80-8-LT-BDM	Optima® Hand Washing Faucet – (4), (5), (10), (12)	734.90	6.90	671254232020
3365232	ETF-80-8-P-BDT	Optima® Hand Washing Faucet – (3), (5), (10), (13)	896.95	9.70	671254238640
3365233	ETF-80-8-B-BDT	Optima® Hand Washing Faucet – (2), (5), (10), (13)	914.40	9.60	671254238657
3365234	ETF-80-8-LT-BDT	Optima® Hand Washing Faucet – (4), (5), (10), (13)	865.15	8.10	671254238664

EBF-85 Battery-Powered Sensor-Activated Faucets

Includes chrome plated brass lavatory faucet with engineered plastic throat plate, flow control spray head, fiber-optic adaptive sensor, water-tight circuit control module with integral filtered solenoid valve, 4 "C" cell Alkaline batteries. Low Lead Compliant.

3315010	EBF-85-4	Optima® Faucet – (1), (5), (9)	834.60	7.50	671254128019
3315128	EBF-85-4-ADM	Optima® Faucet – (5), (9), (11)	1,080.15	7.90	671254232044
3315130	EBF-85-4-BDM	Optima® Faucet – (5), (9), (12)	869.80	6.70	671254232068
3315088	EBF-85-4-BDT	Optima® Faucet – (5), (9), (13)	996.05	8.00	671254238718
3315047	EBF-85-8	Optima® Faucet – (1), (5), (10)	869.60	8.00	671254143166
3315129	EBF-85-8-ADM	Optima® Faucet – (5), (10), (11)	1,115.00	8.20	671254232051
3315131	EBF-85-8-BDM	Optima® Faucet – (5), (10), (12)	904.65	7.20	671254232075
3315091	EBF-85-8-BDT	Optima® Faucet – (5), (10), (13)	1,030.15	8.40	671254238725



ETF80 Hardwired
 EBF85 Battery

**Contact Your Local Sloan Representative

(1) Bak Chek (2) Box Transformer "B" (3) Plug-In Transformer "P" (4) Less Transformer "LT" (5) 0.5 gpm/1.9 Lpm Multi-Lam Spray Head (6) 2.2 gpm/8.3 Lpm Laminar Spray Head (7) Surgical Bend Spout "S" (8) Shower Head Spray 2.2 gpm/8.3 Lpm "H" (9) 4" Trim Plate (10) 8" Trim Plate (11) Above Deck Mixing Valve – MIX-110-AA Trim Plate "ADM" (12) Below Deck Mixing Valve – MIX-60-A "BDM" (13) Below Deck Thermostatic Mixing Valve – MIX-135-A "BDT" (14) Integral Temperature Control Spout Mixer "ISM" (15) Drain Pop Up "DPU" (16) Optima i.q.®-cliq button "IC" (17) 1.5 gpm/5.7 Lpm Aerator (18) 2.2 gpm/8.3 Lpm Aerated Spray Head (19) Above Deck Thermostatic Mixing Valve – MIX-139 "ADT"

Pricing subject to change without notice. For most current pricing, refer to online price sheets at www.sloan.com

Code Number	Product Number	Description	List Price \$	Est. Wt. (lbs.)	UPC Code
ETF-880 Sensor-Activated Hand Washing Faucets with Metal Throat Plate					
Includes chrome plated brass lavatory faucet, flow control spray head, in-spout sensor with splash-proof circuit control module, 24 VAC transformer (specify plug-in or box mount hardware), 24 VAC solenoid valve with integral "Y" filter. Low Lead Compliant.					
3365023	ETF-880-4-B CP	Optima® Hand Washing Faucet – (1), (2), (5), (9)	751.15	6.70	671254263123
3365034	ETF-880-4-B-ADM CP	Optima® Hand Washing Faucet – (2), (5), (9), (11)	1,009.00	9.70	671254263185
3365137	ETF-880-4-B-BDM CP	Optima® Hand Washing Faucet – (2), (5), (9), (12)	786.40	8.40	671254263246
3365148	ETF-880-4-B-BDT CP	Optima® Hand Washing Faucet – (2), (5), (9), (13)	927.00	8.40	671254263307
3365027	ETF-880-4-LT CP	Optima® Hand Washing Faucet – (1), (5), (9)	697.85	5.20	671254263130
3365131	ETF-880-4-LT-ADM CP	Optima® Hand Washing Faucet – (5), (9), (11)	955.75	8.20	671254263192
3365142	ETF-880-4-LT-BDM CP	Optima® Hand Washing Faucet – (5), (9), (12)	733.10	6.80	671254263253
3365154	ETF-880-4-LT-BDT CP	Optima® Hand Washing Faucet – (5), (9), (13)	875.30	6.90	671254263314
3365013	ETF-880-4-P CP	Optima® Hand Washing Faucet – (1), (3), (5), (9)	732.20	6.40	671254263116
3365033	ETF-880-4-P-ADM CP	Optima® Hand Washing Faucet – (3), (5), (9), (11)	990.15	9.50	671254263178
3365136	ETF-880-4-P-BDM CP	Optima® Hand Washing Faucet – (3), (5), (9), (12)	767.50	8.10	671254263239
3365146	ETF-880-4-P-BDT CP	Optima® Hand Washing Faucet – (3), (5), (9), (13)	908.70	8.20	671254263291
3365031	ETF-880-8-B CP	Optima® Hand Washing Faucet – (1), (2), (5), (10)	781.40	7.10	671254263154
3365134	ETF-880-8-B-ADM CP	Optima® Hand Washing Faucet – (2), (5), (10), (11)	1,043.85	10.00	671254263215
3365144	ETF-880-8-B-BDM CP	Optima® Hand Washing Faucet – (2), (5), (10), (12)	816.65	8.80	671254263277
3365156	ETF-880-8-B-BDT CP	Optima® Hand Washing Faucet – (2), (5), (10), (13)	956.40	8.70	671254263338
3365032	ETF-880-8-LT CP	Optima® Hand Washing Faucet – (1), (5), (10)	728.10	5.60	671254263161
3365135	ETF-880-8-LT-ADM CP	Optima® Hand Washing Faucet – (5), (10), (11)	990.50	8.40	671254263222
3365145	ETF-880-8-LT-BDM CP	Optima® Hand Washing Faucet – (5), (10), (12)	763.35	7.30	671254263284
3365157	ETF-880-8-LT-BDT CP	Optima® Hand Washing Faucet – (5), (10), (13)	904.70	7.10	671254263345
3365028	ETF-880-8-P CP	Optima® Hand Washing Faucet – (1), (3), (5), (10)	762.50	6.90	671254263147
3365133	ETF-880-8-P-ADM CP	Optima® Hand Washing Faucet – (3), (5), (10), (11)	1,025.00	9.70	671254263208
3365143	ETF-880-8-P-BDM CP	Optima® Hand Washing Faucet – (3), (5), (10), (12)	797.70	8.50	671254263260
3365155	ETF-880-8-P-BDT CP	Optima® Hand Washing Faucet – (3), (5), (10), (13)	938.10	8.40	671254263321

EBF-187 Battery-Powered Sensor-Activated Hand Washing Faucets with Metal Throat Plate					
Includes chrome plated brass lavatory faucet with engineered metal throat plate, flow control spray head, fiber-optic adaptive sensor, water-tight circuit control module with integral filtered solenoid valve, 4 "C" cell alkaline batteries. Low Lead Compliant.					
3315107	EBF-187-4	Optima® Faucet – (1), (5), (9)	877.85	7.90	671254220966
3315144	EBF-187-4-ADM	Optima® Faucet – (5), (9), (11)	1,134.15	8.50	671254232181
3315146	EBF-187-4-BDM	Optima® Faucet – (5), (9), (12)	913.10	7.10	671254232204
3315094	EBF-187-4-BDT	Optima® Faucet – (5), (9), (13)	1,048.55	8.30	671254238756
3315141	EBF-187-8	Optima® Faucet – (1), (5), (10)	908.20	8.20	671254232150
3315145	EBF-187-8-ADM	Optima® Faucet – (5), (10), (11)	1,168.95	8.70	671254232198
3315147	EBF-187-8-BDM	Optima® Faucet – (5), (10), (12)	943.40	7.50	671254232211
3315095	EBF-187-8-BDT	Optima® Faucet – (5), (10), (13)	1,078.00	8.80	671254238763



ETF880 Hardwired
EBF187 Battery

**Contact Your Local Sloan Representative

(1) Bak Chek (2) Box Transformer "B" (3) Plug-In Transformer "P" (4) Less Transformer "LT" (5) 0.5 gpm/1.9 Lpm Multi-Lam Spray Head (6) 2.2 gpm/8.3 Lpm Laminar Spray Head (7) Surgical Bend Spout "S" (8) Shower Head Spray 2.2 gpm/8.3 Lpm "H" (9) 4" Trim Plate (10) 8" Trim Plate (11) Above Deck Mixing Valve – MIX-110-AA Trim Plate "ADM" (12) Below Deck Mixing Valve – MIX-60-A "BDM" (13) Below Deck Thermostatic Mixing Valve – MIX-135-A "BDT" (14) Integral Temperature Control Spout Mixer "ISM" (15) Drain Pop Up "DPU" (16) Optima i.q.-click button "IC" (17) 1.5 gpm/5.7 Lpm Aerator (18) 2.2 gpm/8.3 Lpm Aerated Spray Head (19) Above Deck Thermostatic Mixing Valve – MIX-139 "ADT"

Pricing subject to change without notice. For most current pricing, refer to online price sheets at www.sloan.com

Code Number	Product Number	Description	List Price \$	Est. Wt. (lbs.)	UPC Code
ETF-500 Sensor-Activated Back Mount Gooseneck Faucets					
Includes 24 VAC operation, chrome plated brass wall mount gooseneck faucet, spray head or showerhead, in-spout sensor with splash-proof circuit control module, 24 VAC transformer (specify plug-in or box mount hardwire), 24 VAC solenoid valve with integral "Y" filter. Low Lead Compliant.					
3365340	ETF-500-P	Optima® Back Mount Gooseneck Faucet – (1), (3), (6)	876.70	8.40	671254234734
3365341	ETF-500-B	Optima® Back Mount Gooseneck Faucet – (1), (2), (6)	895.70	8.30	671254234741
3365284	ETF-500-LT	Optima® Back Mount Gooseneck Faucet – (1), (4), (6)	842.40	6.80	671254219649
3365342	ETF-500-H-P	Optima® Back Mount Gooseneck Faucet – (1), (3), (8)	955.15	9.10	671254234758
3365343	ETF-500-H-B	Optima® Back Mount Gooseneck Faucet – (1), (2), (8)	974.05	9.00	671254234765
3365344	ETF-500-H-LT	Optima® Back Mount Gooseneck Faucet – (1), (4), (8)	920.80	7.50	671254234772
3365335	ETF-500-S-P	Optima® Back Mount Gooseneck Faucet – (1), (3), (6), (7)	883.45	8.20	671254234680
3365336	ETF-500-S-B	Optima® Back Mount Gooseneck Faucet – (1), (2), (6), (7)	902.35	8.70	671254234697
3365285	ETF-500-S LT	Optima® Back Mount Gooseneck Faucet – (1), (4), (6), (7)	849.10	6.60	671254219656
3365337	ETF-500-S-H-P	Optima® Back Mount Gooseneck Faucet – (1), (3), (7), (8)	961.90	8.80	671254234703
3365338	ETF-500-S-H-B	Optima® Back Mount Gooseneck Faucet – (1), (2), (7), (8)	980.70	8.70	671254234710
3365339	ETF-500-S-H-LT	Optima® Back Mount Gooseneck Faucet – (1), (4), (7), (8)	927.50	7.20	671254234727
3365364	ETF-500-P-BDM	Optima® Back Mount Gooseneck Faucet – (3), (6), (12)	911.95	8.30	671254234581
3365367	ETF-500-B-BDM	Optima® Back Mount Gooseneck Faucet – (2), (6), (12)	931.00	8.20	671254234598
3365371	ETF-500-LT-BDM	Optima® Back Mount Gooseneck Faucet – (4), (6), (12)	877.65	6.70	671254234604
3365374	ETF-500-H-P-BDM	Optima® Back Mount Gooseneck Faucet – (3), (8), (12)	990.35	8.90	671254234611
3365378	ETF-500-H-B-BDM	Optima® Back Mount Gooseneck Faucet – (2), (8), (12)	1,009.30	8.80	671254234628
3365382	ETF-500-H-LT-BDM	Optima® Back Mount Gooseneck Faucet – (4), (8), (12)	956.00	7.30	671254234635
3365345	ETF-500-S-P-BDM	Optima® Back Mount Gooseneck Faucet – (3), (6), (7), (12)	918.75	8.00	671254234529
3365346	ETF-500-S-B-BDM	Optima® Back Mount Gooseneck Faucet – (2), (6), (7), (12)	937.60	8.00	671254234536
3365352	ETF-500-S LT-BDM	Optima® Back Mount Gooseneck Faucet – (4), (6), (7), (12)	884.35	6.40	671254234543
3365353	ETF-500-S-H-P-BDM	Optima® Back Mount Gooseneck Faucet – (3), (7), (8), (12)	997.10	8.70	671254234550
3365357	ETF-500-S-H-B-BDM	Optima® Back Mount Gooseneck Faucet – (3), (7), (8), (12)	1,015.90	8.60	671254234567
3365360	ETF-500-S-H-LT-BDM	Optima® Back Mount Gooseneck Faucet – (4), (7), (8), (12)	962.65	7.00	671254234574
3365235	ETF-500-P-BDT	Optima® Back Mount Gooseneck Faucet – (3), (6), (13)	1,049.00	9.50	671254239074
3365236	ETF-500-B-BDT	Optima® Back Mount Gooseneck Faucet – (2), (6), (13)	1,067.40	9.40	671254239081
3365237	ETF-500-LT-BDT	Optima® Back Mount Gooseneck Faucet – (4), (6), (13)	1,015.65	7.80	671254239098
3365238	ETF-500-H-P-BDT	Optima® Back Mount Gooseneck Faucet – (3), (8), (13)	1,125.10	10.10	671254239104
3365239	ETF-500-H-B-BDT	Optima® Back Mount Gooseneck Faucet – (2), (8), (13)	1,143.50	10.00	671254239418
3365240	ETF-500-H-LT-BDT	Optima® Back Mount Gooseneck Faucet – (4), (8), (13)	1,091.75	8.50	671254239425
3365241	ETF-500-S-P-BDT	Optima® Back Mount Gooseneck Faucet – (3), (6), (7), (13)	1,055.55	9.20	671254239432
3365242	ETF-500-S-B-BDT	Optima® Back Mount Gooseneck Faucet – (2), (6), (7), (13)	1,073.95	9.10	671254239449
3365243	ETF-500-S LT-BDT	Optima® Back Mount Gooseneck Faucet – (4), (6), (7), (13)	1,022.15	7.60	671254239456
3365244	ETF-500-S-H-P-BDT	Optima® Back Mount Gooseneck Faucet – (3), (7), (8), (13)	1,131.65	9.80	671254239463
3365245	ETF-500-S-H-B-BDT	Optima® Back Mount Gooseneck Faucet – (2), (7), (8), (13)	1,150.00	9.80	671254239470
3365246	ETF-500-S-H-LT-BDT	Optima® Back Mount Gooseneck Faucet – (4), (7), (8), (13)	1,098.20	8.20	671254239487
3365343	ETF500-H-B CP	Electronic Faucet 1.5 GPM	974.00	8.53	671254234765
3365378	ETF500-H-B-BDM CP	Electronic Faucet 1.5 GPM	1,009.30	8.78	671254234628
3365239	ETF500-H-B-BDT CP	Electronic Faucet 1.5 GPM	1,177.80	9.13	671254239418



ETF500 Hardwired
EBF550 Battery

**Contact Your Local Sloan Representative

(1) Bak Chek (2) Box Transformer "B" (3) Plug-In Transformer "P" (4) Less Transformer "LT" (5) 0.5 gpm/1.9 Lpm Multi-Lam Spray Head (6) 2.2 gpm/8.3 Lpm Laminar Spray Head (7) Surgical Bend Spout "S" (8) Shower Head Spray 2.2 gpm/8.3 Lpm "H" (9) 4" Trim Plate (10) 8" Trim Plate (11) Above Deck Mixing Valve – MIX-110-AA Trim Plate "ADM" (12) Below Deck Mixing Valve – MIX-60-A "BDM" (13) Below Deck Thermostatic Mixing Valve – MIX-135-A "BDT" (14) Integral Temperature Control Spout Mixer "ISM" (15) Drain Pop Up "DPU" (16) Optima i.q.®-cliq button "IC" (17) 1.5 gpm/5.7 Lpm Aerator (18) 2.2 gpm/8.3 Lpm Aerated Spray Head (19) Above Deck Thermostatic Mixing Valve – MIX-139 "ADT"

Pricing subject to change without notice. For most current pricing, refer to online price sheets at www.sloan.com

Code Number	Product Number	Description	List Price \$	Est. Wt. (lbs.)	UPC Code
3365382	ETF500-H-LT-BDM CP	Electronic Faucet 1.5 GPM	956.00	7.34	671254234635
3365240	ETF500-H-LT-BDT CP	Electronic Faucet 1.5 GPM	1,124.50	7.68	671254239425
3365342	ETF500-H-P CP	Electronic Faucet 1.5 GPM	955.10	8.49	671254234758
3365374	ETF500-H-P-BDM CP	Electronic Faucet 1.5 GPM	990.35	8.74	671254234611
3365238	ETF500-H-P-BDT CP	Electronic Faucet 1.5 GPM	1,158.85	9.08	671254239104
3365651	ETF500-LT CP	Electronic Faucet 1.0 GPM	842.40	6.44	671254437517
3365645	ETF500-LT CP	Electronic Faucet 1.5 GPM	842.40	6.44	671254433687
3365338	ETF500S-H-B CP	Electronic Faucet 1.5 GPM	980.65	8.56	671254234710
3365357	ETF500S-H-B-BDM CP	Electronic Faucet 1.5 GPM	1,015.90	8.81	671254234567
3365245	ETF500S-H-B-BDT CP	Electronic Faucet 1.5 GPM	1,184.50	9.16	671254239470
3365360	ETF500S-H-LT-BDM CP	Electronic Faucet 1.5 GPM	962.65	7.37	671254234574
3365246	ETF500S-H-LT-BDT CP	Electronic Faucet 1.5 GPM	1,131.15	7.71	671254239487
3365337	ETF500S-H-P CP	Electronic Faucet 1.5 GPM	961.85	8.52	671254234703
3365353	ETF500S-H-P-BDM CP	Electronic Faucet 1.5 GPM	997.10	8.77	671254234550
3365244	ETF500S-H-P-BDT CP	Electronic Faucet 1.5 GPM	1,165.60	9.11	671254239463

EBF-550 Battery-Powered Sensor-Activated Wall Mount Gooseneck Faucets

Includes chrome plated brass wall mount gooseneck faucet, 2.2 gpm/8.3 Lpm laminar spray head or showerhead, in-spout sensor with splash-proof circuit control module with integral filtered solenoid valve, 4 "AA" alkaline batteries. Low Lead Compliant.

3315156	EBF-550	Optima® Faucet – (1), (6)	975.15	8.00	671254234642
3315157	EBF-550-H	Optima® Faucet – (1), (8)	1,053.55	8.60	671254234659
3315158	EBF-550-S	Optima® Faucet – (1), (6), (7)	981.85	7.80	671254234666
3315159	EBF-550-S-H	Optima® Faucet – (1), (7), (8)	1,060.30	8.40	671254234673
3315160	EBF-550-S-BDM	Optima® Faucet – (6), (7), (12)	1,017.10	6.90	671254234482
3315161	EBF-550-S-H BDM	Optima® Faucet – (7), (8), (12)	1,095.55	7.80	671254234499
3315162	EBF-550-BDM	Optima® Faucet – (6), (12)	1,010.35	7.40	671254234505
3315163	EBF-550-H BDM	Optima® Faucet – (8), (12)	1,220.75	8.00	671254234512
3315098	EBF-550-BDT	Optima® Faucet – (6), (13)	1,144.65	8.60	671254239494
3315099	EBF-550-H-BDT	Optima® Faucet – (8), (13)	1,088.80	9.20	671254239500
3315101	EBF-550-S-BDT	Optima® Faucet – (6), (7), (13)	1,151.10	8.00	671254239517
3315180	EBF-550-S-H-BDT	Optima® Faucet – (7), (8), (13)	1,227.20	9.00	671254239524
3315312	EBF550 CP	Battery Faucet 1.5 GPM	975.10	6.21	671254433618
3315099	EBF550-H-BDM CP	Battery Faucet 1.5 GPM	1,088.75	8.18	671254239500
3315163	EBF550-H-BDT CP	Battery Faucet 1.5 GPM	1,257.35	7.83	671254234512
3315161	EBF550S-H-BDM CP	Battery Faucet 1.5 GPM	1,095.50	7.94	671254234499
3315180	EBF550S-H-BDT CP	Battery Faucet 1.5 GPM	1,264.00	8.28	671254239524



ETF500 Hardwired
EBF550 Battery

**Contact Your Local Sloan Representative

(1) Bak Chek (2) Box Transformer "B" (3) Plug-In Transformer "P" (4) Less Transformer "LT" (5) 0.5 gpm/1.9 Lpm Multi-Lam Spray Head (6) 2.2 gpm/8.3 Lpm Laminar Spray Head (7) Surgical Bend Spout "S" (8) Shower Head Spray 2.2 gpm/8.3 Lpm "H" (9) 4" Trim Plate (10) 8" Trim Plate (11) Above Deck Mixing Valve – MIX-110-AA Trim Plate "ADM" (12) Below Deck Mixing Valve – MIX-60-A "BDM" (13) Below Deck Thermostatic Mixing Valve – MIX-135-A "BDT" (14) Integral Temperature Control Spout Mixer "ISM" (15) Drain Pop Up "DPU" (16) Optima i.q.®-cliq button "IC" (17) 1.5 gpm/5.7 Lpm Aerator (18) 2.2 gpm/8.3 Lpm Aerated Spray Head (19) Above Deck Thermostatic Mixing Valve – MIX-139 "ADT"

Pricing subject to change without notice. For most current pricing, refer to online price sheets at www.sloan.com

Code Number	Product Number	Description	List Price \$	Est. Wt. (lbs.)	UPC Code
-------------	----------------	-------------	---------------	-----------------	----------

ETF-600 – 4” Centerset Sensor-Activated Hand Washing Faucets

Includes chrome plated brass lavatory faucet, flow control spray head, in-spout sensor with splash-proof circuit control module. 24 VAC transformer (specify plug-in or box mount hardware), 24 VAC solenoid valve with integral “Y” filter. Low Lead Compliant.

3365330	ETF-600-P	Optima® Hand Washing Faucet – (1), (3), (5)	624.75	10.10	671254234109
3365331	ETF-600-B	Optima® Hand Washing Faucet – (1), (2), (5)	643.70	10.00	671254234116
3365055	ETF-600-LT	Optima® Hand Washing Faucet – (1), (4), (5)	590.50	8.50	671254136038
3365324	ETF-600-P-BDM	Optima® Hand Washing Faucet – (3), (5), (12)	660.05	9.90	671254234048
3365325	ETF-600-B-BDM	Optima® Hand Washing Faucet – (2), (5), (12)	678.95	9.80	671254234055
3365326	ETF-600-LT-BDM	Optima® Hand Washing Faucet – (4), (5), (12)	625.75	8.30	671254234062
3365247	ETF-600-P-BDT	Optima® Hand Washing Faucet – (3), (5), (13)	804.45	11.10	671254238817
3365248	ETF-600-B-BDT	Optima® Hand Washing Faucet – (2), (5), (13)	822.80	11.00	671254238824
3365249	ETF-600-LT-BDT	Optima® Hand Washing Faucet – (4), (5), (13)	771.15	9.40	671254238848
3365332	ETF-600-8-P	Optima® Hand Washing Faucet – (1), (3), (5)	702.50	10.60	671254234123
3365333	ETF-600-8-B	Optima® Hand Washing Faucet – (1), (2), (5)	721.50	10.50	671254234130
3365334	ETF-600-8-LT	Optima® Hand Washing Faucet – (1), (4), (5)	668.20	9.00	671254234147
3365327	ETF-600-8-P-BDM	Optima® Hand Washing Faucet – (3), (5), (10), (12)	737.70	10.40	671254234079
3365328	ETF-600-8-B-BDM	Optimav Hand Washing Faucet – (2), (5), (10), (12)	756.65	10.40	671254234086
3365329	ETF-600-8-LT-BDM	Optima® Hand Washing Faucet – (4), (5), (10), (12)	703.45	8.80	671254234093
3365250	ETF-600-8-P-BDT	Optima® Hand Washing Faucet – (3), (5), (10), (13)	879.90	11.60	671254238855
3365263	ETF-600-8-B-BDT	Optima® Hand Washing Faucet – (2), (5), (10), (13)	898.25	11.50	671254238862
3365264	ETF-600-8-LT-BDT	Optima® Hand Washing Faucet – (4), (5), (10), (13)	846.60	10.00	671254238879

EBF-650 Battery-Powered 4” Centerset Sensor-Activated Hand Washing Faucets

Includes chrome plated brass 4” centerset lavatory faucet, flow control spray head, water-tight control module with integral filtered solenoid valve, 4 “AA” Alkaline batteries. Low Lead Compliant.

3315025	EBF-650	Optima® Faucet – (1), (5)	723.15	7.50	671254141452
3315300	EBF655 BAA	Optima® Faucet – (1), (5)	723.15	7.50	67125433512
3315137	EBF-650-BDM	Optima® Faucet – (5), (12)	758.40	6.80	671254233508
3315183	EBF-650-BDT	Optima® Faucet – (5), (13)	899.90	8.00	671254238886
3315139	EBF-650-8	Optima® Faucet – (1), (5), (10)	800.90	8.00	671254233492
3315138	EBF-650-8-BDM	Optima® Faucet – (5), (10), (12)	836.15	7.40	671254233515
3315184	EBF-650-8-BDT	Optima® Faucet – (5), (10), (13)	975.35	8.60	671254238893



ETF600 Hardwired
 EBF650 Battery
 EBF655 Battery, BAA compliance

**Contact Your Local Sloan Representative

(1) Bak Chek (2) Box Transformer “B” (3) Plug-In Transformer “P” (4) Less Transformer “LT” (5) 0.5 gpm/1.9 Lpm Multi-Lam Spray Head (6) 2.2 gpm/8.3 Lpm Laminar Spray Head (7) Surgical Bend Spout “S” (8) Shower Head Spray 2.2 gpm/8.3 Lpm “H” (9) 4” Trim Plate (10) 8” Trim Plate (11) Above Deck Mixing Valve – MIX-110-AA Trim Plate “ADM” (12) Below Deck Mixing Valve – MIX-60-A “BDM” (13) Below Deck Thermostatic Mixing Valve – MIX-135-A “BDT” (14) Integral Temperature Control Spout Mixer “ISM” (15) Drain Pop Up “DPU” (16) Optima i.q.®-cliq button “IC” (17) 1.5 gpm/5.7 Lpm Aerator (18) 2.2 gpm/8.3 Lpm Aerated Spray Head (19) Above Deck Thermostatic Mixing Valve – MIX-139 “ADT”

Pricing subject to change without notice. For most current pricing, refer to online price sheets at www.sloan.com

Code Number	Product Number	Description	List Price \$	Est. Wt. (lbs.)	UPC Code
-------------	----------------	-------------	---------------	-----------------	----------

ETF-610 Sensor-Activated Hand Washing Faucets

Includes chrome plated brass pedestal lavatory faucet, flow control spray head, In-Spout sensor with splash-proof circuit control module, 24 VAC transformer (specify plug-in or box mount hardware), 24 VAC solenoid valve with integral "Y" filter. Low Lead Compliant.

3365163	ETF-610-4-P	Optima® Hand Washing Faucet – (1), (3), (5), (9)	637.25	7.60	671254234253
3365164	ETF-610-4-B	Optima® Hand Washing Faucet – (1), (2), (5), (9)	655.25	7.50	671254234260
3365293	ETF-610-4-LT	Optima® Hand Washing Faucet – (1), (4), (5), (9)	604.70	6.00	671254224933
3365168	ETF-610-4-P-BDM	Optima® Hand Washing Faucet – (3), (5), (9), (11)	670.75	7.40	671254234185
3365169	ETF-610-4-B-BDM	Optima® Hand Washing Faucet – (2), (5), (9), (11)	688.80	7.30	671254234192
3365170	ETF-610-4-LT-BDM	Optima® Hand Washing Faucet – (4), (5), (9), (11)	638.15	5.80	671254234208
3365266	ETF-610-4-P-BDT	Optima® Hand Washing Faucet – (3), (5), (9), (13)	804.00	8.60	671254238909
3365267	ETF-610-4-B-BDT	Optima® Hand Washing Faucet – (2), (5), (9), (13)	821.50	8.50	671254238916
3365268	ETF-610-4-LT-BDT	Optima® Hand Washing Faucet – (4), (5), (9), (13)	772.45	7.00	671254238923
3365165	ETF-610-8-P	Optima® Hand Washing Faucet – (1), (3), (5), (10)	683.85	7.80	671254234277
3365166	ETF-610-8-B	Optima® Hand Washing Faucet – (1), (2), (5), (10)	701.80	7.70	671254234284
3365167	ETF-610-8-LT	Optima® Hand Washing Faucet – (1), (4), (5), (10)	651.15	6.20	671254234291
3365174	ETF-610-8-P-ADM	Optima® Hand Washing Faucet – (3), (5), (10), (11)	937.05	9.20	671254234154
3365175	ETF-610-8-B-ADM	Optima® Hand Washing Faucet – (2), (5), (10), (11)	955.05	9.20	671254234161
3365176	ETF-610-8-LT-ADM	Optima® Hand Washing Faucet – (4), (5), (10), (11)	904.35	7.60	671254234178
3365171	ETF-610-8-P-BDM	Optima® Hand Washing Faucet – (3), (5), (10), (12)	988.10	7.60	671254234215
3365172	ETF-610-8-B-BDM	Optima® Hand Washing Faucet – (2), (5), (10), (12)	1,006.10	7.60	671254234222
3365173	ETF-610-8-LT-BDM	Optima® Hand Washing Faucet – (4), (5), (10), (12)	693.45	6.00	671254234246
3365269	ETF-610-8-P-BDT	Optima® Hand Washing Faucet – (3), (5), (10), (13)	643.75	8.80	671254238930
3365270	ETF-610-8-B-BDT	Optima® Hand Washing Faucet – (2), (5), (10), (13)	661.20	8.70	671254238947
3365271	ETF-610 LT-BDT	Optima® Hand Washing Faucet – (4), (5), (10), (13)	612.05	7.20	671254238954

EBF-615 Battery-Powered Deck-Mounted Sensor-Activated Hand Washing Faucets

Includes chrome plated brass pedestal lavatory faucet, flow control spray head, in-spout sensor, water-tight circuit control module with integral filtered solenoid valve, 4 "AA" Alkaline batteries. Low Lead Compliant.

3315114	EBF-615-4	Optima® Faucet – (1), (5), (9)	652.70	7.50	671254224940
3315302	EBF625-4 BAA	Optima® Faucet – (1), (5), (9)		7.50	
3315154	EBF-615-4-BDM	Optima® Faucet – (5), (9), (12)	687.90	7.60	671254233454
3315181	EBF-615-4-BDT	Optima® Faucet – (5), (9), (13)	807.10	8.80	671254238961
3315152	EBF-615-8	Optima® Faucet – (1), (5), (10)	701.65	7.70	671254233416
3315155	EBF-615-8-BDM	Optima® Faucet – (5), (10), (12)	736.90	7.80	671254233461
3315153	EBF-615-8-ADM	Optima® Faucet – (5), (10), (11)	954.90	8.70	671254233430
3315182	EBF-615-8-BDT	Optima® Faucet – (5), (10), (13)	854.50	9.00	671254238978



ETF610 Hardwired
 EBF615 Battery
 EBF625 Battery, BAA compliance

**Contact Your Local Sloan Representative

(1) Bak Chek (2) Box Transformer "B" (3) Plug-In Transformer "P" (4) Less Transformer "LT" (5) 0.5 gpm/1.9 Lpm Multi-Lam Spray Head (6) 2.2 gpm/8.3 Lpm Laminar Spray Head (7) Surgical Bend Spout "S" (8) Shower Head Spray 2.2 gpm/8.3 Lpm "H" (9) 4" Trim Plate (10) 8" Trim Plate (11) Above Deck Mixing Valve – MIX-110-AA Trim Plate "ADM" (12) Below Deck Mixing Valve – MIX-60-A "BDM" (13) Below Deck Thermostatic Mixing Valve – MIX-135-A "BDT" (14) Integral Temperature Control Spout Mixer "ISM" (15) Drain Pop Up "DPU" (16) Optima i.q.®-cliq button "IC" (17) 1.5 gpm/5.7 Lpm Aerator (18) 2.2 gpm/8.3 Lpm Aerated Spray Head (19) Above Deck Thermostatic Mixing Valve – MIX-139 "ADT"

Pricing subject to change without notice. For most current pricing, refer to online price sheets at www.sloan.com

Code Number	Product Number	Description	List Price \$	Est. Wt. (lbs.)	UPC Code
-------------	----------------	-------------	---------------	-----------------	----------

ETF-660 On-Q® Sensor-Activated Hand Washing Faucets

Includes chrome plated brass lavatory faucet, flow control spray head, On-Q® sensor with splash-proof circuit control module, 24 VAC transformer (specify plug-in or box mount hardware), 24 VAC solenoid valve with integral "Y" filter. Low Lead Compliant.

3365423	ETF-660-4-P	Optima® Hand Washing Faucet – (1), (3), (9)	655.25	7.50	671254235366
3365424	ETF-660-4-B	Optima® Hand Washing Faucet – (1), (2), (9)	674.15	7.50	671254235373
3365020	ETF-660-4-LT	Optima® Hand Washing Faucet – (1), (4), (9)	601.30	5.90	671254128026
3365385	ETF-660-4-P-ADM	Optima® Hand Washing Faucet – (3), (5), (9), (11)	913.15	8.70	671254235472
3365389	ETF-660-4-B-ADM	Optima® Hand Washing Faucet – (2), (5), (9), (11)	932.00	8.60	671254235489
3365393	ETF-660-4-LT-ADM	Optima® Hand Washing Faucet – (4), (5), (9), (11)	878.75	7.10	671254235496
3365405	ETF-660-4-P-BDM	Optima® Hand Washing Faucet – (3), (5), (9), (12)	690.55	7.50	671254235533
3365406	ETF-660-4-B-BDM	Optima® Hand Washing Faucet – (2), (5), (9), (12)	709.40	7.50	671254235540
3365407	ETF-660-4-LT-BDM	Optima® Hand Washing Faucet – (4), (5), (9), (12)	656.10	5.90	671254235557
3365272	ETF-660-4-P-BDT	Optima® Hand Washing Faucet – (3), (5), (9), (13)	833.95	8.70	671254238985
3365273	ETF-660-4-B-BDT	Optima® Hand Washing Faucet – (2), (5), (9), (13)	852.25	8.60	671254238992
3365274	ETF-660-4-LT-BDT	Optima® Hand Washing Faucet – (4), (5), (9), (13)	800.55	7.10	671254239005
3365425	ETF-660-8-P	Optima® Hand Washing Faucet – (1), (3), (10)	690.25	7.90	671254235380
3365426	ETF-660-8-B	Optima® Hand Washing Faucet – (1), (2), (10)	709.25	7.80	671254235397
3365427	ETF-660-8-LT	Optima® Hand Washing Faucet – (1), (4), (10)	655.85	6.30	671254235403
3365397	ETF-660-8-P-ADM	Optima® Hand Washing Faucet – (3), (5), (10), (11)	931.90	9.10	671254235502
3365403	ETF-660-8-B-ADM	Optima® Hand Washing Faucet – (2), (5), (10), (11)	950.75	9.00	671254235519
3365404	ETF-660-8-LT-ADM	Optima® Hand Washing Faucet – (4), (5), (10), (11)	897.50	7.40	671254235526
3365408	ETF-660-8-P-BDM	Optima® Hand Washing Faucet – (3), (5), (10), (12)	725.50	7.90	671254235564
3365409	ETF-660-8-B-BDM	Optima® Hand Washing Faucet – (2), (5), (10), (12)	744.45	7.80	671254235571
3365410	ETF-660-8-LT-BDM	Optima® Hand Washing Faucet – (4), (5), (10), (12)	691.10	6.30	671254235588
3365275	ETF-660-8-P-BDT	Optima® Hand Washing Faucet – (3), (5), (10), (13)	868.00	9.10	671254239616
3365276	ETF-660-8-B-BDT	Optima® Hand Washing Faucet – (2), (5), (10), (13)	886.30	9.00	671254239623
3365277	ETF-660-8-LT-BDT	Optima® Hand Washing Faucet – (4), (5), (10), (13)	834.60	7.40	671254239630

Faucets, Soap Dispensers & Sinks OLP



ETF660 Hardwired with side sensor

**Contact Your Local Sloan Representative

(1) Bak Chek (2) Box Transformer "B" (3) Plug-In Transformer "P" (4) Less Transformer "LT" (5) 0.5 gpm/1.9 Lpm Multi-Lam Spray Head (6) 2.2 gpm/8.3 Lpm Laminar Spray Head (7) Surgical Bend Spout "S" (8) Shower Head Spray 2.2 gpm/8.3 Lpm "H" (9) 4" Trim Plate (10) 8" Trim Plate (11) Above Deck Mixing Valve – MIX-110-AA Trim Plate "ADM" (12) Below Deck Mixing Valve – MIX-60-A "BDM" (13) Below Deck Thermostatic Mixing Valve – MIX-135-A "BDT" (14) Integral Temperature Control Spout Mixer "ISM" (15) Drain Pop Up "DPU" (16) Optima i.q.®-cliq button "IC" (17) 1.5 gpm/5.7 Lpm Aerator (18) 2.2 gpm/8.3 Lpm Aerated Spray Head (19) Above Deck Thermostatic Mixing Valve – MIX-139 "ADT"

Pricing subject to change without notice. For most current pricing, refer to online price sheets at www.sloan.com

Code Number	Product Number	Description	List Price \$	Est. Wt. (lbs.)	UPC Code
ETF-700 Sensor-Activated Deck Mount Gooseneck Faucets					
Includes chrome plated brass deck mount faucet, spray head or showerhead, in-spout sensor with splash-proof circuit control module, 24 VAC transformer (specify plug-in or box mount hardware), 24 VAC solenoid valve with integral "Y" filter. Low Lead Compliant.					
3365177	ETF-700-4-P	Optima® Gooseneck Faucet – (1), (3), (6), (9)	799.55	8.20	671254233522
3365178	ETF-700-4-B	Optima® Gooseneck Faucet – (1), (2), (6), (9)	818.45	8.10	671254233539
3365286	ETF-700-4-LT	Optima® Gooseneck Faucet – (1), (4), (6), (9)	765.20	6.60	671254219625
3365010	ETF-700-H-4-P	Optima® Gooseneck Faucet – (1), (3), (8), (9)	877.95	8.80	671254136113
3365011	ETF-700-H-4-B	Optima® Gooseneck Faucet – (1), (2), (8), (9)	914.25	8.80	671254136120
3365115	ETF-700-H-4-LT	Optima® Gooseneck Faucet – (1), (4), (8), (9)	843.55	7.20	671254146587
3365193	ETF-700-4-P-BDM	Optima® Gooseneck Faucet – (3), (6), (9), (12)	834.85	6.10	671254233683
3365194	ETF-700-4-B-BDM	Optima® Gooseneck Faucet – (2), (6), (9), (12)	853.70	6.10	671254233690
3365195	ETF-700-4-LT-BDM	Optima® Gooseneck Faucet – (4), (6), (9), (12)	800.45	4.50	671254233706
3365196	ETF-700-H-4-P-BDM	Optima® Gooseneck Faucet – (3), (8), (9), (12)	913.15	6.70	671254233775
3365197	ETF-700-H-4-B-BDM	Optima® Gooseneck Faucet – (2), (8), (9), (12)	949.55	6.70	671254233782
3365198	ETF-700-H-4-LT-BDM	Optima® Gooseneck Faucet – (4), (8), (9), (12)	878.75	5.10	671254233799
3365278	ETF-700-4-P-BDT	Optima® Gooseneck Faucet – (3), (6), (9), (13)	974.05	7.30	671254239111
3365279	ETF-700-4-B-BDT	Optima® Gooseneck Faucet – (2), (6), (9), (13)	992.40	7.20	671254239128
3365280	ETF-700-4-LT-BDT	Optima® Gooseneck Faucet – (4), (6), (9), (13)	940.65	5.70	671254239135
3365434	ETF-700-H-4-P-BDT	Optima® Gooseneck Faucet – (3), (8), (9), (13)	1,050.10	7.90	671254239173
3365435	ETF-700-H-4-B-BDT	Optima® Gooseneck Faucet – (2), (8), (9), (13)	1,068.55	7.80	671254239180
3365436	ETF-700-H-4-LT-BDT	Optima® Gooseneck Faucet – (4), (8), (9), (13)	1,016.70	6.30	671254239197
3365179	ETF-700-8-P	Optima® Gooseneck Faucet – (1), (3), (6), (10)	853.45	8.50	671254233546
3365180	ETF-700-8-B	Optima® Gooseneck Faucet – (1), (2), (6), (10)	872.25	8.40	671254233553
3365181	ETF-700-8-LT	Optima® Gooseneck Faucet – (1), (4), (6), (10)	819.00	6.80	671254233560
3365182	ETF-700-H-8-P	Optima® Gooseneck Faucet – (1), (3), (8), (10)	931.75	9.10	671254233577
3365183	ETF-700-H-8-B	Optima® Gooseneck Faucet – (1), (2), (8), (10)	968.10	9.00	671254233584
3365184	ETF-700-H-8-LT	Optima® Gooseneck Faucet – (1), (4), (8), (10)	897.30	7.40	671254233591
3365223	ETF-700-8-P-ADM	Optima® Gooseneck Faucet – (3), (6), (10), (11)	1,178.65	8.00	671254233744
3365224	ETF-700-8-B-ADM	Optima® Gooseneck Faucet – (2), (6), (10), (11)	1,197.45	7.90	671254233751
3365225	ETF-700-8-LT-ADM	Optima® Gooseneck Faucet – (4), (6), (10), (11)	1,144.20	6.40	671254233768
3365226	ETF-700-H-8-P-ADM	Optima® Gooseneck Faucet – (3), (8), (10), (11)	1,257.00	8.60	671254233836
3365227	ETF-700-H-8-B-ADM	Optima® Gooseneck Faucet – (2), (8), (10), (11)	1,293.30	8.50	671254233843
3365228	ETF-700-H-8-LT-ADM	Optima® Gooseneck Faucet – (4), (8), (10), (11)	1,222.55	7.00	671254233850
3365199	ETF-700-8-P-BDM	Optima® Gooseneck Faucet – (3), (6), (10), (12)	888.65	6.40	671254233713
3365200	ETF-700-8-B-BDM	Optima® Gooseneck Faucet – (2), (6), (10), (12)	907.50	6.30	671254233720
3365201	ETF-700-8-LT-BDM	Optima® Gooseneck Faucet – (4), (6), (10), (12)	854.20	4.70	671254233737
3365202	ETF-700-H-8-P-BDM	Optima® Gooseneck Faucet – (3), (8), (10), (12)	967.00	7.00	671254233805
3365203	ETF-700-H-8-B-BDM	Optima® Gooseneck Faucet – (2), (8), (10), (12)	1,003.30	6.90	671254233812
3365204	ETF-700-H-8-LT-BDM	Optima® Gooseneck Faucet – (4), (8), (10), (12)	932.55	5.40	671254233829
3365281	ETF-700-8-P-BDT	Optima® Gooseneck Faucet – (3), (6), (10), (13)	1,026.35	7.50	671254239142
3365282	ETF-700-8-B-BDT	Optima® Gooseneck Faucet – (2), (6), (10), (13)	1,044.65	7.50	671254239159
3365433	ETF-700-8-LT-BDT	Optima® Gooseneck Faucet – (4), (6), (10), (13)	992.90	5.70	671254239166
3365437	ETF-700-H-8-P-BDT	Optima® Gooseneck Faucet – (3), (8), (10), (13)	1,102.40	8.20	671254239203
3365438	ETF-700-H-8-B-BDT	Optima® Gooseneck Faucet – (2), (8), (10), (13)	1,120.80	8.10	671254239210
3365439	ETF-700-H-8-LT-BDT	Optima® Gooseneck Faucet – (4), (8), (10), (13)	1,068.95	6.50	671254239227

Faucets, Soap Dispensers & Sinks

OLP



ETF700 Hardwired
 EBF750 Battery
 EBF755 Battery, BAA compliance

**Contact Your Local Sloan Representative

(1) Bak Chek (2) Box Transformer "B" (3) Plug-In Transformer "P" (4) Less Transformer "LT" (5) 0.5 gpm/1.9 Lpm Multi-Lam Spray Head (6) 2.2 gpm/8.3 Lpm Laminar Spray Head (7) Surgical Bend Spout "S" (8) Shower Head Spray 2.2 gpm/8.3 Lpm "H" (9) 4" Trim Plate (10) 8" Trim Plate (11) Above Deck Mixing Valve – MIX-110-AA Trim Plate "ADM" (12) Below Deck Mixing Valve – MIX-60-A "BDM" (13) Below Deck Thermostatic Mixing Valve – MIX-135-A "BDT" (14) Integral Temperature Control Spout Mixer "ISM" (15) Drain Pop Up "DPU" (16) Optima i.q.®-cliq button "IC" (17) 1.5 gpm/5.7 Lpm Aerator (18) 2.2 gpm/8.3 Lpm Aerated Spray Head (19) Above Deck Thermostatic Mixing Valve – MIX-139 "ADT"

Pricing subject to change without notice. For most current pricing, refer to online price sheets at www.sloan.com

Code Number	Product Number	Description	List Price \$	Est. Wt. (lbs.)	UPC Code
3365652	ETF700-4-LT CP	Electronic Faucet 1.0 GPM	765.20	5.20	671254437524
3365646	ETF700-4-LT CP	Electronic Faucet 1.5 GPM	765.20	5.20	671254433694
3365660	ETF700-4-P-LP CP	Electronic Faucet 1.5 GPM	959.45	6.95	671254333727
3365011	ETF700-H-4-B CP	Electronic Faucet 1.5 GPM	914.25	8.02	671254136120
3365197	ETF700-H-4-B-BDM CP	Electronic Faucet 1.5 GPM	949.50	8.45	671254233782
3365435	ETF700-H-4-B-BDT CP	Electronic Faucet 1.5 GPM	1,100.60	8.07	671254239180
3365115	ETF700-H-4-LT CP	Electronic Faucet 1.5 GPM	843.50	6.57	671254146587
3365198	ETF700-H-4-LT-BDM CP	Electronic Faucet 1.5 GPM	878.75	6.91	671254233799
3365436	ETF700-H-4-LT-BDT CP	Electronic Faucet 1.5 GPM	1,047.20	7.15	671254239197
3365010	ETF700-H-4-P CP	Electronic Faucet 1.5 GPM	877.90	7.98	671254136113
3365196	ETF700-H-4-P-BDM CP	Electronic Faucet 1.5 GPM	913.15	8.32	671254233775
3365434	ETF700-H-4-P-BDT CP	Electronic Faucet 1.5 GPM	1,081.60	8.55	671254239173
3365183	ETF700-H-8-B CP	Electronic Faucet 1.5 GPM	968.10	8.65	671254233584
3365227	ETF700-H-8-B-ADM CP	Electronic Faucet 1.5 GPM	1,293.25	9.89	671254233843
3365203	ETF700-H-8-B-BDM CP	Electronic Faucet 1.5 GPM	1,003.25	8.96	671254233812
3365438	ETF700-H-8-B-BDT CP	Electronic Faucet 1.5 GPM	1,154.40	8.20	671254239210
3365184	ETF700-H-8-LT CP	Electronic Faucet 1.5 GPM	897.30	7.11	671254233591
3365228	ETF700-H-8-LT-ADM CP	Electronic Faucet 1.5 GPM	1,222.50	8.35	671254233850
3365204	ETF700-H-8-LT-BDM CP	Electronic Faucet 1.5 GPM	932.50	7.42	671254233829
3365439	ETF700-H-8-LT-BDT CP	Electronic Faucet 1.5 GPM	1,101.00	7.66	671254239227
3365182	ETF700-H-8-P CP	Electronic Faucet 1.5 GPM	931.75	8.52	671254233577
3365226	ETF700-H-8-P-ADM CP	Electronic Faucet 1.5 GPM	1,256.95	9.76	671254233836
3365202	ETF700-H-8-P-BDM CP	Electronic Faucet 1.5 GPM	966.95	8.83	671254233805
3365437	ETF700-H-8-P-BDT CP	Electronic Faucet 1.5 GPM	1,135.45	9.06	671254239203

**Contact Your Local Sloan Representative

(1) Bak Chek (2) Box Transformer "B" (3) Plug-In Transformer "P" (4) Less Transformer "LT" (5) 0.5 gpm/1.9 Lpm Multi-Lam Spray Head (6) 2.2 gpm/8.3 Lpm Laminar Spray Head (7) Surgical Bend Spout "S" (8) Shower Head Spray 2.2 gpm/8.3 Lpm "H" (9) 4" Trim Plate (10) 8" Trim Plate (11) Above Deck Mixing Valve – MIX-110-AA Trim Plate "ADM" (12) Below Deck Mixing Valve – MIX-60-A "BDM" (13) Below Deck Thermostatic Mixing Valve – MIX-135-A "BDT" (14) Integral Temperature Control Spout Mixer "ISM" (15) Drain Pop Up "DPU" (16) Optima i.q.®-cliq button "IC" (17) 1.5 gpm/5.7 Lpm Aerator (18) 2.2 gpm/8.3 Lpm Aerated Spray Head (19) Above Deck Thermostatic Mixing Valve – MIX-139 "ADT"

Pricing subject to change without notice. For most current pricing, refer to online price sheets at www.sloan.com

Code Number	Product Number	Description	List Price \$	Est. Wt. (lbs.)	UPC Code
ETF-700-S Sensor-Activated Deck Mount Surgical Bend Gooseneck Faucets					
Includes chrome plated brass deck mount surgical bend gooseneck faucet, spray head or showerhead, in-spout sensor with splash-proof circuit control module, 24 VAC transformer (specify plug-in or box mount hardware), 24 VAC solenoid valve with integral "Y" filter. Low Lead Compliant.					
3365185	ETF-700-S-4-P	Optima® Surgical Bend Gooseneck Faucet – (1), (3), (6), (7), (9)	806.20	10.40	671254233607
3365186	ETF-700-S-4-B	Optima® Surgical Bend Gooseneck Faucet – (1), (2), (6), (7), (9)	825.10	10.30	671254233614
3365287	ETF-700-S-4-LT	Optima® Surgical Bend Gooseneck Faucet – (1), (4), (6), (7), (9)	771.90	8.80	671254219632
3365018	ETF-700-S-H-4-P	Optima® Surgical Bend Gooseneck Faucet – (1), (3), (6), (7), (8), (9)	884.65	11.00	671254136199
3365019	ETF-700-S-H-4-B	Optima® Surgical Bend Gooseneck Faucet – (1), (2), (6), (7), (8), (9)	903.50	10.90	671254136205
3365117	ETF-700-S-H-4-LT	Optima® Surgical Bend Gooseneck Faucet – (1), (4), (6), (7), (8), (9)	850.25	9.40	671254146600
3365217	ETF-700-S-4-P-BDM	Optima® Surgical Bend Gooseneck Faucet – (3), (6), (7), (9), (12)	841.45	8.30	671254233867
3365218	ETF-700-S-4-B-BDM	Optima® Surgical Bend Gooseneck Faucet – (2), (6), (7), (9), (12)	860.40	8.30	671254233874
3365219	ETF-700-S-4-LT-BDM	Optima® Surgical Bend Gooseneck Faucet – (4), (6), (7), (9), (12)	807.15	6.70	671254233881
3365220	ETF-700-S-H-4-P-BDM	Optima® Surgical Bend Gooseneck Faucet – (3), (7), (8), (10)	919.85	8.90	671254233959
3365221	ETF-700-S-H-4-B-BDM	Optima® Surgical Bend Gooseneck Faucet – (2), (7), (8), (10)	938.75	8.90	671254233966
3365222	ETF-700-S-H-4-LT-BDM	Optima® Surgical Bend Gooseneck Faucet – (4), (7), (8), (10)	885.50	7.30	671254233973
3365440	ETF-700-S-4-P-BDT	Optima® Surgical Bend Gooseneck Faucet – (3), (6), (7), (9), (13)	980.55	9.50	671254239234
3365441	ETF-700-S-4-B-BDT	Optima® Surgical Bend Gooseneck Faucet – (2), (6), (7), (9), (13)	998.90	9.40	671254239241
3365443	ETF-700-S-4-LT-BDT	Optima® Surgical Bend Gooseneck Faucet – (4), (6), (7), (9), (13)	947.15	7.90	671254239258
3365447	ETF-700-S-H-4-P-BDT	Optima® Surgical Bend Gooseneck Faucet – (3), (7), (8), (9), (13)	1,043.95	10.10	671254239296
3365448	ETF-700-S-H-4-B-BDT	Optima® Surgical Bend Gooseneck Faucet – (2), (7), (8), (9), (13)	1,062.25	10.00	671254239302
3365449	ETF-700-S-H-4-LT-BDT	Optima® Surgical Bend Gooseneck Faucet – (4), (7), (8), (9), (13)	1,010.60	8.50	671254239319
3365187	ETF-700-S-8-P	Optima® Surgical Bend Gooseneck Faucet – (1), (3), (6), (7), (10)	860.00	10.70	671254233621
3365188	ETF-700-S-8-B	Optima® Surgical Bend Gooseneck Faucet – (1), (2), (6), (7), (10)	878.85	10.60	671254233638
3365189	ETF-700-S-8-LT	Optima® Surgical Bend Gooseneck Faucet – (1), (4), (6), (7), (10)	825.65	9.00	671254233645
3365190	ETF-700-S-H-8-P	Optima® Surgical Bend Gooseneck Faucet – (1), (3), (6), (7), (8), (10)	938.45	11.30	671254233652
3365191	ETF-700-S-H-8-B	Optima® Surgical Bend Gooseneck Faucet – (1), (2), (6), (7), (8), (10)	957.25	11.20	671254233669
3365192	ETF-700-S-H-8-LT	Optima® Surgical Bend Gooseneck Faucet – (1), (4), (6), (7), (8), (10)	904.00	9.60	671254233676
3365205	ETF-700-S-8-P-ADM	Optima® Surgical Bend Gooseneck Faucet – (3), (6), (7), (10), (11)	1,185.20	10.20	671254233928
3365206	ETF-700-S-8-B-ADM	Optima® Surgical Bend Gooseneck Faucet – (2), (6), (7), (10), (11)	1,215.60	10.10	671254233935
3365207	ETF-700-S-8-LT-ADM	Optima® Surgical Bend Gooseneck Faucet – (4), (6), (7), (10), (11)	1,162.70	8.60	671254233942
3365208	ETF-700-S-H-8-P-ADM	Optima® Surgical Bend Gooseneck Faucet – (3), (7), (8), (10), (11)	1,263.70	8.60	671254234017
3365209	ETF-700-S-H-8-B-ADM	Optima® Surgical Bend Gooseneck Faucet – (2), (7), (8), (10), (11)	1,282.55	8.50	671254234024
3365210	ETF-700-S-H-8-LT-ADM	Optima® Surgical Bend Gooseneck Faucet – (4), (7), (8), (10), (11)	1,229.25	9.20	671254234031
3365211	ETF-700-S-8-P-BDM	Optima® Surgical Bend Gooseneck Faucet – (3), (6), (7), (10), (12)	895.25	8.60	671254233898
3365212	ETF-700-S-8-B-BDM	Optima® Surgical Bend Gooseneck Faucet – (2), (6), (7), (10), (12)	914.10	8.50	671254233904
3365213	ETF-700-S-8-LT-BDM	Optima® Surgical Bend Gooseneck Faucet – (4), (6), (7), (10), (12)	860.90	6.90	671254233911
3365214	ETF-700-S-H-8-P-BDM	Optima® Surgical Bend Gooseneck Faucet – (3), (7), (8), (10), (12)	973.70	9.20	671254233980
3365215	ETF-700-S-H-8-B-BDM	Optima® Surgical Bend Gooseneck Faucet – (2), (7), (8), (10), (12)	992.50	9.10	671254233997
3365216	ETF-700-S-H-8-LT-BDM	Optima® Surgical Bend Gooseneck Faucet – (4), (7), (8), (10), (12)	939.25	7.50	671254234000
3365444	ETF-700-S-8-P-BDT	Optima® Surgical Bend Gooseneck Faucet – (3), (6), (7), (10), (13)	1,032.70	9.70	671254239265
3365445	ETF-700-S-8-B-BDT	Optima® Surgical Bend Gooseneck Faucet – (2), (6), (7), (10), (13)	1,051.15	9.70	671254239272
3365446	ETF-700-S-8-LT-BDT	Optima® Surgical Bend Gooseneck Faucet – (4), (6), (7), (10), (13)	999.40	8.20	671254239289
3365450	ETF-700-S-H-8-P-BDT	Optima® Surgical Bend Gooseneck Faucet – (3), (7), (8), (10), (13)	1,096.15	10.30	671254239326
3365451	ETF-700-S-H-8-B-BDT	Optima® Surgical Bend Gooseneck Faucet – (2), (7), (8), (10), (13)	1,114.50	10.30	671254239333
3365452	ETF-700-S-H-8-LT-BDT	Optima® Surgical Bend Gooseneck Faucet – (4), (7), (8), (10), (13)	1,062.85	8.70	671254239340

Faucets, Soap Dispensers & Sinks

OLP

Code Number	Product Number	Description	List Price \$	Est. Wt. (lbs.)	UPC Code
3365754	ETF700S-8-P CP	Electronic Faucet 1.5 GPM	860.00	7.91	671254387379
3365019	ETF700S-H-4-B CP	Electronic Faucet 1.5 GPM	903.45	8.16	671254136205
3365221	ETF700S-H-4-B-BDM CP	Electronic Faucet 1.5 GPM	938.75	8.51	671254233966
3365448	ETF700S-H-4-B-BDT CP	Electronic Faucet 1.5 GPM	1,094.10	8.72	671254239302
3365222	ETF700S-H-4-LT-BDM CP	Electronic Faucet 1.5 GPM	885.50	6.97	671254233973
3365449	ETF700S-H-4-LT-BDT CP	Electronic Faucet 1.5 GPM	1,040.90	7.19	671254239319
3365018	ETF700S-H-4-P CP	Electronic Faucet 1.5 GPM	884.60	8.02	671254136199
3365220	ETF700S-H-4-P-BDM CP	Electronic Faucet 1.5 GPM	919.85	8.37	671254233959
3365447	ETF700S-H-4-P-BDT CP	Electronic Faucet 1.5 GPM	1,075.25	8.60	671254239296
3365191	ETF700S-H-8-B CP	Electronic Faucet 1.5 GPM	957.25	8.70	671254233669
3365209	ETF700S-H-8-B-ADM CP	Electronic Faucet 1.5 GPM	1,282.50	9.94	671254234024
3365215	ETF700S-H-8-B-BDM CP	Electronic Faucet 1.5 GPM	992.45	9.02	671254233997
3365451	ETF700S-H-8-B-BDT CP	Electronic Faucet 1.5 GPM	1,147.95	9.23	671254239333
3365192	ETF700S-H-8-LT CP	Electronic Faucet 1.5 GPM	904.00	7.10	671254233676
3365210	ETF700S-H-8-LT-ADM CP	Electronic Faucet 1.5 GPM	1,229.20	8.34	671254234031
3365216	ETF700S-H-8-LT-BDM CP	Electronic Faucet 1.5 GPM	939.20	7.48	671254234000
3365452	ETF700S-H-8-LT-BDT CP	Electronic Faucet 1.5 GPM	1,094.75	7.70	671254239340
3365190	ETF700S-H-8-P CP	Electronic Faucet 1.5 GPM	938.45	8.56	671254233652
3365208	ETF700S-H-8-P-ADM CP	Electronic Faucet 1.5 GPM	1,263.65	9.80	671254234017
3365214	ETF700S-H-8-P-BDM CP	Electronic Faucet 1.5 GPM	973.65	8.88	671254233980
3365554	ETF700S-4-P-BDT CP	Electronic Faucet 0.5 GPM	771.90	7.93	671254404342
3365570	ETF700S-4-LT CP	Electronic Faucet 0.5 GPM	771.90	5.35	671254437982
3365450	ETF700S-H-8-P-BDT CP	Electronic Faucet 1.5 GPM	1,129.05	9.14	671254239326

**Contact Your Local Sloan Representative

(1) Bak Chek (2) Box Transformer "B" (3) Plug-In Transformer "P" (4) Less Transformer "LT" (5) 0.5 gpm/1.9 Lpm Multi-Lam Spray Head (6) 2.2 gpm/8.3 Lpm Laminar Spray Head (7) Surgical Bend Spout "S" (8) Shower Head Spray 2.2 gpm/8.3 Lpm "H" (9) 4" Trim Plate (10) 8" Trim Plate (11) Above Deck Mixing Valve – MIX-110-AA Trim Plate "ADM" (12) Below Deck Mixing Valve – MIX-60-A "BDM" (13) Below Deck Thermostatic Mixing Valve – MIX-135-A "BDT" (14) Integral Temperature Control Spout Mixer "ISM" (15) Drain Pop Up "DPU" (16) Optima i.q.®-cliq button "IC" (17) 1.5 gpm/5.7 Lpm Aerator (18) 2.2 gpm/8.3 Lpm Aerated Spray Head (19) Above Deck Thermostatic Mixing Valve – MIX-139 "ADT"

Pricing subject to change without notice. For most current pricing, refer to online price sheets at www.sloan.com

Code Number	Product Number	Description	List Price \$	Est. Wt. (lbs.)	UPC Code
-------------	----------------	-------------	---------------	-----------------	----------

EBF-750 Battery-Powered Sensor-Activated Deck Mount Gooseneck Faucets

Includes chrome plated brass deck mount gooseneck faucet, spray head or showerhead, in-spout sensor with splash-proof circuit control module with integral filtered solenoid valve, 4 "AA" Alkaline batteries. Low Lead Compliant.

3315104	EBF-750-4	Optima® Faucet – (1), (6), (9)	897.75	8.90	671254219687
3315059	EBF-750-H-4	Optima® Faucet – (1), (8), (9)	976.20	9.50	671254148062
3315164	EBF-750-8	Optima® Faucet – (1), (6), (10)	951.60	9.10	671254234406
3315165	EBF-750-H-8	Optima® Faucet – (1), (8), (10)	1,030.00	9.70	671254234413
3315168	EBF-750-8-ADM	Optima® Faucet – (6), (10), (11)	1,276.75	7.80	671254234444
3315169	EBF-750-H-8-ADM	Optima® Faucet – (8), (10), (11)	1,355.15	8.40	671254234451
3315170	EBF-750-4-BDM	Optima® Faucet – (6), (9), (12)	933.05	6.30	671254234307
3315171	EBF-750-8-BDM	Optima® Faucet – (6), (10), (12)	986.80	6.60	671254234314
3315172	EBF-750-H-4-BDM	Optima® Faucet – (8), (9), (12)	1,011.50	6.90	671254234321
3315173	EBF-750-H-8-BDM	Optima® Faucet – (8), (10), (12)	1,065.20	7.20	671254234338
3315185	EBF-750-4-BDT	Optima® Faucet – (6), (9), (13)	1,069.45	7.50	671254238794
3315186	EBF-750-8-BDT	Optima® Faucet – (6), (10), (13)	1,121.60	7.70	671254238800
3315187	EBF-750-H-4-BDT	Optima® Faucet – (8), (9), (13)	1,145.55	8.10	671254239012
3315188	EBF-750-H-8-BDT	Optima® Faucet – (8), (10), (13)	1,197.80	8.30	671254239029
3315318	EBF750-4 CP	Battery Faucet 1.0 GPM	897.75	5.12	671254437487
3315314	EBF750-4 CP	Battery Faucet 1.5 GPM	897.75	5.12	671254433625
3315315	EBF750-4-BDM CP	Battery Faucet 1.5GPM	933.05	6.60	671254433649
3315317	EBF750-4-BDT CP	Battery Faucet 1.5GPM	1,101.55	6.60	671254433670
3315172	EBF750-H-4-BDM CP	Battery Faucet 1.5 GPM	1,011.45	7.22	671254234321
3315187	EBF750-H-4-BDT CP	Battery Faucet 1.5 GPM	1,179.90	7.35	671254239012
3315165	EBF750-H-8 CP	Battery Faucet 1.5 GPM	1,030.00	7.43	671254234413
3315169	EBF750-H-8-ADM CP	Battery Faucet 1.5 GPM	1,355.10	8.66	671254234451
3315173	EBF750-H-8-BDM CP	Battery Faucet 1.5 GPM	1,065.15	7.73	671254234338
3315188	EBF750-H-8-BDT CP	Battery Faucet 1.5 GPM	1,233.75	7.89	671254239029

EBF-750-S Battery-Powered Sensor-Activated Deck Mount Surgical Bend Gooseneck Faucets

Include chrome plated brass deck mount surgical bend gooseneck faucet, spray head or showerhead, sensor with splash-proof circuit control module with integral filtered solenoid valve, 4 "C" cell Alkaline batteries. Low Lead Compliant.

3315105	EBF-750-S-4	Optima® Faucet – (1), (6), (7), (9)	904.50	8.90	671254219694
3315068	EBF-750-S-H-4	Optima® Faucet – (1), (7), (8), (9)	982.80	9.60	671254148055
3315176	EBF-750-S-4-BDM	Optima® Faucet – (6), (7), (9), (12)	939.70	6.40	671254234369
3315178	EBF-750-S-H-4-BDM	Optima® Faucet – (7), (8), (9), (12)	1,018.05	7.00	671254234383
3315189	EBF-750-S-4-BDT	Optima® Faucet – (6), (7), (9), (13)	1,075.90	7.60	671254239036
3315191	EBF-750-S-H-4-BDT	Optima® Faucet – (7), (8), (9), (13)	1,152.00	8.20	671254239050
3315166	EBF-750-S-8	Optima® Faucet – (1), (6), (7), (10)	958.35	9.20	671254234420
3315167	EBF-750-S-H-8	Optima® Faucet – (1), (7), (8), (10)	1,036.60	9.80	671254234437
3315174	EBF-750-S-8-ADM	Optima® Faucet – (6), (7), (10), (11)	1,283.50	7.80	671254234345
3315175	EBF-750-S-H-8-ADM	Optima® Faucet – (7), (8), (10), (11)	1,361.80	8.40	671254235076



ETF700 Hardwired
EBF750 Battery
EBF755 Battery, BAA compliance



ETF700-S Hardwired with surgical bend
EBF750-S Battery with surgical bend

**Contact Your Local Sloan Representative

(1) Bak Chek (2) Box Transformer "B" (3) Plug-In Transformer "P" (4) Less Transformer "LT" (5) 0.5 gpm/1.9 Lpm Multi-Lam Spray Head (6) 2.2 gpm/8.3 Lpm Laminar Spray Head (7) Surgical Bend Spout "S" (8) Shower Head Spray 2.2 gpm/8.3 Lpm "H" (9) 4" Trim Plate (10) 8" Trim Plate (11) Above Deck Mixing Valve – MIX-110-AA Trim Plate "ADM" (12) Below Deck Mixing Valve – MIX-60-A "BDM" (13) Below Deck Thermostatic Mixing Valve – MIX-135-A "BDT" (14) Integral Temperature Control Spout Mixer "ISM" (15) Drain Pop Up "DPU" (16) Optima i.q.®-cliq button "IC" (17) 1.5 gpm/5.7 Lpm Aerator (18) 2.2 gpm/8.3 Lpm Aerated Spray Head (19) Above Deck Thermostatic Mixing Valve – MIX-139 "ADT"

Pricing subject to change without notice. For most current pricing, refer to online price sheets at www.sloan.com

Code Number	Product Number	Description	List Price \$	Est. Wt. (lbs.)	UPC Code
3315177	EBF-750-S-8-BDM	Optima® Faucet – (6), (7), (10), (12)	993.40	6.60	671254234376
3315179	EBF-750-S-H-8-BDM	Optima® Faucet – (7), (8), (10), (12)	1,071.85	7.20	671254234390
3315190	EBF-750-S-8-BDT	Optima® Faucet – (6), (7), (10), (13)	1,128.15	7.80	671254239043
3315192	EBF-750-S-H-8-BDT	Optima® Faucet – (7), (8), (10), (13)	1,204.20	8.40	671254239067
3315319	EBF750S-4 CP	Battery Faucet 1.0 GPM	\$904.50	5.25	671254437500
3315316	EBF750S-4-BDM CP	Battery Faucet 1.5 GPM	\$939.65	6.68	671254433663
3315178	EBF750S-H-4-BDM CP	Battery Faucet 1.5 GPM	1,018.00	7.35	671254234383
3315191	EBF750S-H-4-BDT CP	Battery Faucet 1.5 GPM	1,186.55	7.48	671254239050
3315167	EBF750S-H-8 CP	Battery Faucet 1.5 GPM	1,036.60	7.57	671254234437
3315175	EBF750S-H-8-ADM CP	Battery Faucet 1.5 GPM	1,361.75	8.79	671254235076
3315179	EBF750S-H-8-BDM CP	Battery Faucet 1.5 GPM	1,071.80	7.86	671254234390
3315192	EBF750S-H-8-BDT CP	Battery Faucet 1.5 GPM	1,240.35	7.96	671254239067
3315307	EBF755-4 CP	Battery Faucet (BAA)	942.60	5.51	671254406933
3315309	EBF755-8-BDT CP	Battery Faucet (BAA)	1,215.70	5.51	671254414761

ETF-770 On-Q® Sensor-Activated Deck Mount Gooseneck Faucets

Includes chrome plated brass deck mount gooseneck faucet, spray head, On-Q® sensor with splash-proof circuit control module, 24 VAC transformer (specify plug-in or box mount hardware), 24 VAC solenoid valve with integral "Y" filter. Low Lead Compliant.

3365428	ETF-770-4-P	Optima® Gooseneck Faucet – (1), (3), (6), (9)	655.25	7.30	671254235410
3365429	ETF-770-4-B	Optima® Gooseneck Faucet – (1), (2), (6), (9)	674.15	7.20	671254235427
3365021	ETF-770-4-LT	Optima® Gooseneck Faucet – (1), (4), (6), (9)	620.80	5.70	671254128033
3365411	ETF-770-4-P-ADM	Optima® Gooseneck Faucet – (3), (6), (9), (11)	913.15	8.50	671254235595
3365412	ETF-770-4-B-ADM	Optima® Gooseneck Faucet – (2), (6), (9), (11)	932.00	8.40	671254235601
3365413	ETF-770-4-LT-ADM	Optima® Gooseneck Faucet – (4), (6), (9), (11)	878.75	6.90	671254235618
3365417	ETF-770-4-P-BDM	Optima® Gooseneck Faucet – (3), (6), (9), (12)	690.55	7.30	671254235656
3365418	ETF-770-4-B-BDM	Optima® Gooseneck Faucet – (2), (6), (9), (12)	709.40	7.20	671254235663
3365419	ETF-770-4-LT-BDM	Optima® Gooseneck Faucet – (4), (6), (9), (12)	656.10	5.70	671254235670
3365453	ETF-770-4-P-BDT	Optima® Gooseneck Faucet – (3), (6), (9), (13)	833.95	8.50	671254239647
3365454	ETF-770-4-B-BDT	Optima® Gooseneck Faucet – (2), (6), (9), (13)	852.25	8.40	671254239654
3365455	ETF-770-4-LT-BDT	Optima® Gooseneck Faucet – (4), (6), (9), (13)	800.55	6.90	671254239661
3365430	ETF-770-8-P	Optima® Gooseneck Faucet – (1), (3), (6), (10)	690.25	7.60	671254235441
3365431	ETF-770-8-B	Optima® Gooseneck Faucet – (1), (2), (6), (10)	709.25	7.60	671254235458
3365432	ETF-770-8-LT	Optima® Gooseneck Faucet – (1), (4), (6), (10)	655.85	6.00	671254235465
3365414	ETF-770-8-P-ADM	Optima® Gooseneck Faucet – (3), (6), (10), (11)	931.90	8.90	671254235625
3365415	ETF-770-8-B-ADM	Optima® Gooseneck Faucet – (2), (6), (10), (11)	950.75	8.80	671254235632
3365416	ETF-770-8-LT-ADM	Optima® Gooseneck Faucet – (4), (6), (10), (11)	897.50	7.20	671254235649
3365420	ETF-770-8-P-BDM	Optima® Gooseneck Faucet – (3), (6), (10), (12)	725.50	7.70	671254235687
3365421	ETF-770-8-B-BDM	Optima® Gooseneck Faucet – (2), (6), (10), (12)	744.45	7.60	671254235700
3365422	ETF-770-8-LT-BDM	Optima® Gooseneck Faucet – (4), (6), (10), (12)	691.10	6.10	671254235717
3365456	ETF-770-8-P-BDT	Optima® Gooseneck Faucet – (3), (6), (10), (13)	868.00	8.80	671254239678
3365457	ETF-770-8-B-BDT	Optima® Gooseneck Faucet – (2), (6), (10), (13)	886.30	8.70	671254239685
3365458	ETF-770-8-LT-BDT	Optima® Gooseneck Faucet – (4), (6), (10), (13)	834.60	7.20	671254239692
3365650	ETF770-4-LT CP	Electronic Faucet 1.0 GPM	620.80	5.43	671254437456
3365647	ETF770-4-LT CP	Electronic Faucet 1.5 GPM	620.80	5.43	671254433700



ETF770 Hardwired with side sensor

**Contact Your Local Sloan Representative

(1) Bak Chek (2) Box Transformer "B" (3) Plug-In Transformer "P" (4) Less Transformer "LT" (5) 0.5 gpm/1.9 Lpm Multi-Lam Spray Head (6) 2.2 gpm/8.3 Lpm Lamina Spray Head (7) Surgical Bend Spout "S" (8) Shower Head Spray 2.2 gpm/8.3 Lpm "H" (9) 4" Trim Plate (10) 8" Trim Plate (11) Above Deck Mixing Valve – MIX-110-AA Trim Plate "ADM" (12) Below Deck Mixing Valve – MIX-60-A "BDM" (13) Below Deck Thermostatic Mixing Valve – MIX-135-A "BDT" (14) Integral Temperature Control Spout Mixer "ISM" (15) Drain Pop Up "DPU" (16) Optima i.q.®-cliq button "IC" (17) 1.5 gpm/5.7 Lpm Aerator (18) 2.2 gpm/8.3 Lpm Aerated Spray Head (19) Above Deck Thermostatic Mixing Valve – MIX-139 "ADT"

Pricing subject to change without notice. For most current pricing, refer to online price sheets at www.sloan.com

Code Number	Product Number	Description	List Price \$	Est. Wt. (lbs.)	UPC Code
3365558	ETF770-4-P CP	Electronic Faucet 1.0 GPM	655.25	5.43	671254438866
3365648	ETF770-4-P	Electronic Faucet 1.5GPM	655.25	7.20	671254433779
3365564	ETF770-8-LT CP	Electronic Faucet 1.0 GPM	655.80	5.43	671254438880
3365561	ETF770-8-P CP	Electronic Faucet 1.0 GPM	690.20	5.43	671254438897
3365560	ETF770-8-P-BDT CP	Electronic Faucet 1.0 GPM	894.05	5.43	671254438873

ETF-800 Sensor-Activated Wall Mount Faucets

Includes splash-proof circuit control module, sensor range adjustment screw, troubleshooting LED indicator lights, user-friendly variable time out settings, spray head with pressure compensating flow control, metal jacketed wire protection for solenoid lead, and modular quick-release sensor and solenoid connection. Low Lead Compliant.

3365726	ETF-800-B	Optima® Wall Mount Electronic Faucet – (3)	1,055.50	6.43	671254344723
3365721	ETF-800-P	Optima® Wall Mount Electronic Faucet – (2)	1,034.40	6.39	671254338593
3365723	ETF-800-LT	Optima® Wall Mount Electronic Faucet – (4)	1,002.40	4.99	671254340206
3365724	ETF-800-P-BDM	Optima® Wall Mount Electronic Faucet – (2), (12)	1,067.20	6.63	671254340473
3365725	ETF-800-P-BDT	Optima® Wall Mount Electronic Faucet – (2), (13)	1,184.70	6.97	671254342231



ETF800 Hardwired

**Contact Your Local Sloan Representative

(1) Bak Check (2) Box Transformer "B" (3) Plug-In Transformer "P" (4) Less Transformer "LT" (5) 0.5 gpm/1.9 Lpm Multi-Lam Spray Head (6) 2.2 gpm/8.3 Lpm Laminar Spray Head (7) Surgical Bend Spout "S" (8) Shower Head Spray 2.2 gpm/8.3 Lpm "H" (9) 4" Trim Plate (10) 8" Trim Plate (11) Above Deck Mixing Valve – MIX-110-AA Trim Plate "ADM" (12) Below Deck Mixing Valve – MIX-60-A "BDM" (13) Below Deck Thermostatic Mixing Valve – MIX-135-A "BDT" (14) Integral Temperature Control Spout Mixer "ISM" (15) Drain Pop Up "DPU" (16) Optima i.q.®-cliq button "IC" (17) 1.5 gpm/5.7 Lpm Aerator (18) 2.2 gpm/8.3 Lpm Aerated Spray Head (19) Above Deck Thermostatic Mixing Valve – MIX-139 "ADT"

Code Number	Product Number	Description	List Price \$	Est. Wt. (lbs.)	UPC Code
-------------	----------------	-------------	---------------	-----------------	----------

EAF-100 Optima i.q.® 6 VDC Electronic Automatic Lavatory Faucets

Includes chrome plated die-cast metal spout with self-contained electronics and solenoid valve for single-hole lavatory installation. Double infrared sensors with automatic setting feature. Supplied with 2.2 gpm/8.3 Lpm Aerator and 6 VDC plug-in adapter. Low Lead Compliant.

3335003	EAF-100-P CP	Optima® Faucet – (3), (18)	781.15	3.50	671254246911
3335004	EAF-100-P-ISM CP	Optima® Faucet – (3), (14), (18)	802.55	3.55	671254246928
3335005	EAF-100-P-ISM-DPU-IC CP	Optima® Faucet – (3), (14), (15), (16), (18)	927.30	3.75	671254246973
3335008	EAF-100-P-ISM-IC CP	Optima® Faucet – (3), (14), (16), (18)	854.50	3.85	671254249028
3335132	EAF100-LT CP	Electronic Faucet 1.0 GPM (IQ)	756.50	3.15	671254437319
3335012	EAF100-LT CP	Electronic Faucet 1.5 GPM (IQ)	756.50	3.15	671254253889
3335085	EAF100-LT-DPU CP	Electronic Faucet 1.5 GPM (IQ)	888.25	3.47	671254398016
3335127	EAF100-LT-ISM CP	Electronic Faucet 1.0 GPM (IQ)	764.80	3.35	671254437258
3335013	EAF100-LT-ISM CP	Electronic Faucet 1.5 GPM (IQ)	764.80	3.35	671254253896
3335124	EAF100-P CP	Electronic Faucet 1.0 GPM (IQ)	781.10	3.26	671254437234
3335003	EAF100-P CP	Electronic Faucet 1.5 GPM (IQ)	781.10	3.26	671254246911
3335123	EAF100-P-ISM CP	Electronic Faucet 1.0 GPM (IQ)	802.50	3.46	671254437227
3335139	EAF100-P CP	Electronic Faucet 0.5 GPM (IQ)	781.10	3.26	671254445123
3335004	EAF100-P-ISM CP	Electronic Faucet 1.5 GPM (IQ)	802.50	3.46	671254246928

EAF-150 Optima i.q.® Battery-Powered Electronic Automatic Lavatory Faucets

Include chrome plated die-cast metal spout with self-contained electronics, 6 VDC lithium battery and solenoid valve for single hole lavatory installation. Double infrared sensors with automatic range setting feature. Supplied with 2.2 gpm (8.3 Lpm) flow controlling aerator. Low Lead Compliant.

3335000	EAF-150 CP	Optima® Faucet – (18)	709.75	3.20	671254246669
3335001	EAF-150-ISM CP	Optima® Faucet – (14), (18)	731.20	3.55	671254246676
3335002	EAF-150-ISM-DPU-IC CP	Optima® Faucet – (14), (15), (16), (18)	802.55	3.55	671254246683
3335007	EAF-150-ISM-IC CP	Optima® Faucet – (14), (16), (18)	777.80	3.55	671254249011
3335105	EAF150 CP	Battery Faucet 1.5 GPM 10 SEC TIMEOU	709.70	3.54	671254409279
3335122	EAF150 CP	Battery Faucet 1.0 GPM (IQ)	709.70	3.20	671254437210
3335000	EAF150 CP	Battery Faucet 1.5 GPM (IQ)	709.70	3.20	671254246669
3335082	EAF150-ISM CP	Battery Faucet 1.5 GPM 12 SEC T.O	731.20	3.54	671254396012
3335121	EAF150-ISM CP	Battery Faucet 1.0 GPM (IQ)	731.20	3.38	671254437203
3335001	EAF150-ISM CP	Battery Faucet 1.5 GPM (IQ)	731.20	3.38	671254246676
3335126	EAF150-ISM-IC CP	Battery Faucet 1.0 GPM (IQ)	777.75	3.40	671254437241
3335007	EAF150-ISM-IC CP	Battery Faucet 1.5 GPM (IQ)	777.75	3.40	671254249011



EAF100 Hardwired
EAF150 Battery

**Contact Your Local Sloan Representative

(1) Bak Chek (2) Box Transformer "B" (3) Plug-In Transformer "P" (4) Less Transformer "LT" (5) 0.5 gpm/1.9 Lpm Multi-Lam Spray Head (6) 2.2 gpm/8.3 Lpm Laminar Spray Head (7) Surgical Bend Spout "S" (8) Shower Head Spray 2.2 gpm/8.3 Lpm "H" (9) 4" Trim Plate (10) 8" Trim Plate (11) Above Deck Mixing Valve – MIX-110-AA Trim Plate "ADM" (12) Below Deck Mixing Valve – MIX-60-A "BDM" (13) Below Deck Thermostatic Mixing Valve – MIX-135-A "BDT" (14) Integral Temperature Control Spout Mixer "ISM" (15) Drain Pop Up "DPU" (16) Optima i.q.®-cliq button "IC" (17) 1.5 gpm/5.7 Lpm Aerator (18) 2.2 gpm/8.3 Lpm Aerated Spray Head (19) Above Deck Thermostatic Mixing Valve – MIX-139 "ADT"

Code Number	Product Number	Description	List Price \$	Est. Wt. (lbs.)	UPC Code
-------------	----------------	-------------	---------------	-----------------	----------

EAF-200 Optima i.q.® LINO™ Sensor-Activated Faucets

Includes 6 VDC plug-in adapter powered electronic handwashing faucets with pre-tempered or hot and cold water operation. Low Lead Compliant.

3335050	EAF-200-P CP	Optima® Faucet – (3), (5)	781.25	3.50	671254311787
3335051	EAF-200-P-ISM CP	Optima® Faucet – (3), (5), (14)	802.50	3.85	671254311794
3335052	EAF-200-P-ISM-IC CP	Optima® Faucet – (3), (5), (14), (16)	854.50	5.00	671254311800
3335053	EAF-200-P-ISM-DPU-IC CP	Optima® Faucet – (3), (5), (14), (15), (16)	927.30	5.00	671254311916

EAF-225 Optima i.q.® Lumino™ Sensor-Activated Faucets

Includes 6 VDC plug-in adapter powered electronic handwashing faucet with integral mixing valve and temperature indicating light ring. Low Lead Compliant.

3335075	EAF-225-P-ISM CP	Optima® Faucet – (3), (14), (17)	916.20	3.90	671254368088
3335077	EAF-225-P-ISM-IC CP	Optima® Faucet – (3), (14), (16), (17)	963.25	5.00	671254368095
3335076	EAF-225-P-ISM-DPU-IC CP	Optima® Faucet – (3), (14), (15), (16), (17)	1,010.20	5.00	671254368101
3335075	EAF225-P-ISM CP	Electronic Faucet 0.5 GPM	916.20	3.854	671254368088
3335130	EAF225-P-ISM CP	Electronic Faucet 1.0 GPM	916.20	3.854	671254437296

EAF-250 LINO™ Battery-Powered Sensor-Activated Faucets

Include chrome plated brass, one-piece modular construction, double infrared sensors with automatic range setting and a 6-volt lithium CR-P2 commercial battery. Supplied with 0.5 gpm (1.9 Lpm) spray head. Low Lead Compliant.

3335061	EAF-250-ISM CP	Optima® Faucet – (5), (14)	731.20	3.75	671254311930
3335062	EAF-250-ISM-IC CP	Optima® Faucet – (5), (14), (16)	777.80	3.75	671254311947
3335063	EAF-250-ISM-DPU-IC CP	Optima® Faucet – (5), (14), (15), (16)	802.55	4.70	671254311954

EAF-275 SOLIS® Solar-Powered Electronic Hand Washing Faucets

Solar-powered faucet includes chrome plated brass, one piece modular construction, double infrared sensors with automatic range setting and a 6V Lithium CR-P2 commercial battery. Faucet supplied with 0.5 gpm (1.9 Lpm) spray head. Low Lead Compliant.

3335016	EAF-275	SOLIS® Solar Powered Faucet – (5)	776.35	3.50	671254304437
3335017	EAF-275-ISM	SOLIS® Solar Powered Faucet – (5), (14)	798.40	3.80	671254304444
3335024	EAF-275-IC	SOLIS® Solar Powered Faucet – (5), (16)	848.00	3.55	671254306271
3335025	EAF-275-ISM-IC	SOLIS® Solar Powered Faucet – (5), (14), (16)	869.50	3.75	671254306288



EAF225 Hardwired with illuminated temperature indicator



EAF200 Hardwired
EAF250 Battery
EAF275 Battery and solar energy

**Contact Your Local Sloan Representative

(1) Bak Chek (2) Box Transformer "B" (3) Plug-In Transformer "P" (4) Less Transformer "LT" (5) 0.5 gpm/1.9 Lpm Multi-Lam Spray Head (6) 2.2 gpm/8.3 Lpm Lamina Spray Head (7) Surgical Bend Spout "S" (8) Shower Head Spray 2.2 gpm/8.3 Lpm "H" (9) 4" Trim Plate (10) 8" Trim Plate (11) Above Deck Mixing Valve – MIX-110-AA Trim Plate "ADM" (12) Below Deck Mixing Valve – MIX-60-A "BDM" (13) Below Deck Thermostatic Mixing Valve – MIX-135-A "BDT" (14) Integral Temperature Control Spout Mixer "ISM" (15) Drain Pop Up "DPU" (16) Optima i.q.®-cliq button "IC" (17) 1.5 gpm/5.7 Lpm Aerator (18) 2.2 gpm/8.3 Lpm Aerated Spray Head (19) Above Deck Thermostatic Mixing Valve – MIX-139 "ADT"

Pricing subject to change without notice. For most current pricing, refer to online price sheets at www.sloan.com

Code Number	Product Number	Description	List Price \$	Est. Wt. (lbs.)	UPC Code
-------------	----------------	-------------	---------------	-----------------	----------

EAF-350 Battery-Powered Sensor-Activated Faucet

Includes chrome plated, one-piece modular construction with all concealed components above deck, double infrared sensors with automatic range setting and a 6-volt Lithium CR-P2 commercial battery. Low Lead Compliant.

3335110	EAF-350	Optima® Faucet I.R. - (5)	472.80	5.00	671254422551
3335111	EAF-350-ISM	Optima® Faucet I.R. - (5), (14)	495.05	5.00	671254422568
3335106	EAF-350	Optima® Faucet I.R. - (20)	472.80	5.00	671254420885
3335107	EAF-350-ISM	Optima® Faucet I.R. - (20), (14)	495.05	5.00	671254420892

Faucets, Soap Dispensers & Sinks OLP



EAF350 Battery

**Contact Your Local Sloan Representative

(1) Bak Chek (2) Box Transformer "B" (3) Plug-In Transformer "P" (4) Less Transformer "LT" (5) 0.5 gpm/1.9 Lpm Multi-Lam Spray Head (6) 2.2 gpm/8.3 Lpm Laminar Spray Head (7) Surgical Bend Spout "S" (8) Shower Head Spray 2.2 gpm/8.3 Lpm "H" (9) 4" Trim Plate (10) 8" Trim Plate (11) Above Deck Mixing Valve – MIX-110-AA Trim Plate "ADM" (12) Below Deck Mixing Valve – MIX-60-A "BDM" (13) Below Deck Thermostatic Mixing Valve – MIX-135-A "BDT" (14) Integral Temperature Control Spout Mixer "ISM" (15) Drain Pop Up "DPU" (16) Optima i.q.®-cliq button "IC" (17) 1.5 gpm/5.7 Lpm Aerator (18) 2.2 gpm/8.3 Lpm Aerated Spray Head (19) Above Deck Thermostatic Mixing Valve – MIX-139 "ADT"

Pricing subject to change without notice. For most current pricing, refer to online price sheets at www.sloan.com

Code Number	Product Number	Description	List Price \$	Est. Wt. (lbs.)	UPC Code
-------------	----------------	-------------	---------------	-----------------	----------

EAF-700 Optima i.q.® Gooseneck Sensor-Activated Faucets

Sensor-activated, electronic, chrome plated die-cast metal, gooseneck hand washing faucet with above-deck concealed components for pre-tempered or hot and cold water operation.

3335094	EAF-700-LT	Optima® Gooseneck Faucet	763.20	5.00	671254402768
3335081	EAF-700-LT-ISM	Optima® Gooseneck Faucet - (14)	797.70	5.00	671254397941
3335098	EAF700-B CP	Electronic Faucet 1.5 GPM	867.00	4.77	671254403505
3335094	EAF700-LT CP	Electronic Faucet 1.5 GPM	763.20	4.77	671254402768
3335128	EAF700-LT-ISM CP	Electronic Faucet 1.0 GPM	797.70	4.77	671254437265
3335081	EAF700-LT-ISM CP	Electronic Faucet 1.5 GPM	797.70	4.77	671254397941
3335131	EAF700-P CP	Electronic Faucet 1.0 GPM	763.20	4.77	671254437302
3335096	EAF700-P CP	Electronic Faucet 1.5 GPM	763.20	4.77	671254402775
3335129	EAF700-P-ISM CP	Electronic Faucet 1.0 GPM	797.70	4.77	671254437289
3335079	EAF700-P-ISM CP	Electronic Faucet 1.5 GPM	797.70	4.77	671254397934

EAF-700 Battery-Powered Gooseneck Sensor-Activated Faucets

Sensor-activated, electronic, chrome plated die-cast metal, gooseneck hand washing faucet with above-deck concealed components for pre-tempered or hot and cold water operation.

3335097	EAF-750	Optima® Gooseneck Faucet	719.50	5.00	671254402782
3335074	EAF-750-ISM	Optima® Gooseneck Faucet - (14)	754.00	5.00	671254396814
3335125	EAF750-ISM CP	Battery Faucet 1.0 GPM	753.95	4.77	671254441668
3335074	EAF750-ISM CP	Battery Faucet 1.5 GPM	753.95	4.77	671254396814



EAF700 Hardwired
EAF750 Battery

**Contact Your Local Sloan Representative

(1) Bak Chek (2) Box Transformer "B" (3) Plug-In Transformer "P" (4) Less Transformer "LT" (5) 0.5 gpm/1.9 Lpm Multi-Lam Spray Head (6) 2.2 gpm/8.3 Lpm Laminar Spray Head (7) Surgical Bend Spout "S" (8) Shower Head Spray 2.2 gpm/8.3 Lpm "H" (9) 4" Trim Plate (10) 8" Trim Plate (11) Above Deck Mixing Valve – MIX-110-AA Trim Plate "ADM" (12) Below Deck Mixing Valve – MIX-60-A "BDM" (13) Below Deck Thermostatic Mixing Valve – MIX-135-A "BDT" (14) Integral Temperature Control Spout Mixer "ISM" (15) Drain Pop Up "DPU" (16) Optima i.q.®-cliq button "IC" (17) 1.5 gpm/5.7 Lpm Aerator (18) 2.2 gpm/8.3 Lpm Aerated Spray Head (19) Above Deck Thermostatic Mixing Valve – MIX-139 "ADT"

Code Number	Product Number	Description	List Price \$	Est. Wt. (lbs.)	UPC Code
EAF-900 Sloan Senso™ Sensor-Activated Faucet					
Includes 12 VDC plug-in adapter powered electronic handwashing faucet with temperature adjustment lighted buttons. Low Lead Compliant.					
3335100	EAF-900-P	SENSO Faucet - (3), (5)	2,811.40		671254394292



EAF900 Hardwired with backlight stream and illuminated temperature controls

**Contact Your Local Sloan Representative

(1) Bak Chek (2) Box Transformer "B" (3) Plug-In Transformer "P" (4) Less Transformer "LT" (5) 0.5 gpm/1.9 Lpm Multi-Lam Spray Head (6) 2.2 gpm/8.3 Lpm Laminar Spray Head (7) Surgical Bend Spout "S" (8) Shower Head Spray 2.2 gpm/8.3 Lpm "H" (9) 4" Trim Plate (10) 8" Trim Plate (11) Above Deck Mixing Valve – MIX-110-AA Trim Plate "ADM" (12) Below Deck Mixing Valve – MIX-60-A "BDM" (13) Below Deck Thermostatic Mixing Valve – MIX-135-A "BDT" (14) Integral Temperature Control Spout Mixer "ISM" (15) Drain Pop Up "DPU" (16) Optima i.q.®-cliq button "IC" (17) 1.5 gpm/5.7 Lpm Aerator (18) 2.2 gpm/8.3 Lpm Aerated Spray Head (19) Above Deck Thermostatic Mixing Valve – MIX-139 "ADT"

Pricing subject to change without notice. For most current pricing, refer to online price sheets at www.sloan.com

Code Number	Product Number	Description	List Price \$	Est. Wt. (lbs.)	UPC Code
-------------	----------------	-------------	---------------	-----------------	----------

SF Series Pedestal Style Chrome Plated Line Powered Sensor-Activated Faucets

Includes sensor assembly, range adjustment, adjustable time out, integral plastic mesh filter, 4" trim plate, 0.5 gpm maximum flow spray head, and Bak-Chek® and flex hose. Low Lead Compliant.

3362103	SF-2100-4	SF Series Sensor Faucet – (1), (5), (9)	449.75	5.00	671254313811
3362111	SF-2100-4-BDM	SF Series Sensor Faucet – (5), (9), (12)	485.05	5.20	671254315449

SF Series Gooseneck Style Chrome Plated Line Powered Sensor-Activated Faucets

Includes sensor assembly, range adjustment, adjustable time out, integral plastic mesh filter, 4" trim plate, 2.2 gpm laminar flow spray head, and Bak-Chek® and flex hose. Low Lead Compliant.

3362109	SF-2200-4	SF Series Sensor Faucet – (1), (6), (9)	434.70	5.40	671254315425
3362113	SF-2200-4-BDM	SF Series Sensor Faucet – (6), (9), (12)	469.90	5.60	671254315462
3362149	SF-2200-4 CP	G'NECK 4" HW OPER. 1.0 GPM	434.65	4.82	671254438903
3362152	SF-2200-4-BDM CP	FCT GNECK 1.0 GPM HW BB	469.90	4.82	671254438910
3362147	SF-2200-4-BDM	FCT GNECK 4"HW BAT 1.5GPM	469.90	5.40	671254433748
3362146	SF-2200-4-CP	FCT G'NECK 4" HW BAT 1.5 GPM	434.65	5.40	671254433731
3362153	SF-2200-4 CP	FCT GNECK 0.5 GPM HW BB	434.65	4.82	671254443839

SF Series 4" Centerset Chrome Plated Line Powered Sensor-Activated Faucets

Includes sensor assembly, range adjustment, adjustable time out, integral plastic mesh filter, 0.5 gpm maximum flow spray head, and Bak-Chek® and flex hose. Low Lead Compliant.

3362116	SF-2300	SF Series Sensor Faucet – (1), (5)	449.75	4.90	671254322973
3362115	SF-2300-BDM	SF Series Sensor Faucet – (5), (12)	485.05	5.10	671254322980

SF Series Pedestal Style Chrome Plated Line Powered Sensor-Activated Faucets

Includes sensor assembly, range adjustment, adjustable time out, integral plastic mesh filter, 4" trim plate, 0.5 gpm maximum flow spray head, and Bak-Chek® and flex hose. Low Lead Compliant.

3362130	SF-2400-4	SF Series Sensor Faucet – (1), (5), (9)	449.75	6.40	671254350632
3362133	SF-2400-4-BDM	SF Series Sensor Faucet – (5), (9), (12)	485.50	6.66	671254354784

SF Series Pedestal Style Battery-Powered Electronic Faucet

Includes chrome plated, sensor assembly, range adjustment, adjustable time out, integral plastic mesh filter, 4" trim plate, 0.5 gpm maximum flow spray head, and Bak-Chek® and flex hose.

3362102	SF-2150-4	SF Series Faucet – (1), (5), (9)	423.95	4.50	671254315358
3362110	SF-2150-4-BDM	SF Series Faucet – (5), (9), (12)	459.25	4.80	671254315432

SF Series Gooseneck Style Battery-Powered Electronic Faucets

Includes chrome plated, sensor assembly, range adjustment, adjustable time out, integral plastic mesh filter, 4" trim plate, 2.2 gpm laminar flow spray head and Bak-Chek® and flex hose. Low Lead Compliant.

3362104	SF-2250-4	SF Series Faucet – (1), (6), (9)	408.85	4.80	671254315371
3362112	SF-2250-4-BDM	SF Series Faucet – (6), (9), (12)	444.05	5.00	671254315456
3362144	SF2250-4 CP	FCT G'NECK 4" BATT 0.5GPM	408.80	4.78	671254397590
3362145	SF2250-4 CP	G'NECK 4" BATT OPER 1.5 GPM	408.80	4.82	671254433656
3362150	SF2250-4 CP	G'NECK 4" BATT OPER. 1.0 GPM	408.80	4.82	671254437531
3362151	SF2250-4-BDM CP	FCT GNECK 1.0 GPM BAT	444.05	4.82	671254438927
3362148	SF2250-4-BDM	FCT G'NECK 4" BAT 1.5GPM	444.05	5.05	671254433755



SF2100 Hardwired
SF2150 Battery



SF2200 Hardwired
SF2250 Battery



SF2300 Hardwired
SF2350 Battery



SF2400 Hardwired
SF2450 Battery

**Contact Your Local Sloan Representative

(1) Bak Chek (2) Box Transformer "B" (3) Plug-In Transformer "P" (4) Less Transformer "LT" (5) 0.5 gpm/1.9 Lpm Multi-Lam Spray Head (6) 2.2 gpm/8.3 Lpm Laminar Spray Head (7) Surgical Bend Spout "S" (8) Shower Head Spray 2.2 gpm/8.3 Lpm "H" (9) 4" Trim Plate (10) 8" Trim Plate (11) Above Deck Mixing Valve – MIX-110-AA Trim Plate "ADM" (12) Below Deck Mixing Valve – MIX-60-A "BDM" (13) Below Deck Thermostatic Mixing Valve – MIX-135-A "BDT" (14) Integral Temperature Control Spout Mixer "ISM" (15) Drain Pop Up "DPU" (16) Optima i.q.®-cliq button "IC" (17) 1.5 gpm/5.7 Lpm Aerator (18) 2.2 gpm/8.3 Lpm Aerated Spray Head (19) Above Deck Thermostatic Mixing Valve – MIX-139 "ADT"

Code Number	Product Number	Description	List Price \$	Est. Wt. (lbs.)	UPC Code
3324102	EFX-1000-A	Laminar Full Stream Insert Kit 1.5 gpm/5.7 Lpm	22.70	0.02	671254404977
3324103	EFX-1001-A	Aerated Full Stream Insert Kit 1.5 gpm/5.7 Lpm	22.70	0.02	671254400320
3324104	EFX-1002-A	Multi-Lam Spray Insert Kit 0.5 gpm/1.9 Lpm	22.70	1.00	671254400306
3324105	EFX-1003-A	Capacitance Control Module Assembly 0.5 gpm/1.9 Lpm	380.45	0.08	671254400894
3324106	EFX-1004-A	Capacitance Control Module Assembly w/ Turbine 0.5 gpm/1.9 Lpm	499.95	0.08	671254401013
3324107	EFX-1005-A	Capacitance Control Module Assembly 1.5 gpm/5.7 Lpm	380.45	0.08	671254401020
3324108	EFX-1006-A	Capacitance Control Module Assembly w/ Turbine 1.5 gpm/5.7 Lpm	499.95	0.08	671254401037
3324160	EFX-1009-A	Crown Kit (Basic) EFX-8XX	312.30	1.00	671254403048
3324138	EFX-1010-A	Crown Kit (Solar) EFX-8XX	431.80	—	—
3324162	EFX-1011-A	Solenoid Valve Caddy Kit (0.5 gpm) EFX-8XX	130.60	—	671254403055
3324163	EFX-1012-A	Solenoid Valve Caddy Kit (1.5 gpm) EFX-8XX	119.20	1.00	671254403062
3324164	EFX-1013-A	Mounting Assembly Kit EFX-8XX (Does Not Include Solenoid Caddy)	113.30	—	—
3324165	EFX-1014-A	Wall Flange Kit EFX-8XX	22.70	1.00	671254403086
3324166	EFX-1015-A	Battery Kit For EFX-8XX	22.70	1.00	671254403093
3324114	EFX-13-A	Solenoid Valve Caddy 0.5 gpm/1.9 Lpm, Low CAP	119.20	1.00	671254400436
3324115	EFX-14-A	Solenoid Valve Caddy 1.5 gpm/5.7 Lpm, Low CAP	119.20	1.00	671254400443
3324122	EFX-15-A	Solenoid Valve Caddy 0.5 gpm/1.9 Lpm, Mid	124.95	0.08	671254399952
3324123	EFX-16-A	Solenoid Valve Caddy 1.5 gpm/5.7 Lpm, Mid	124.95	0.08	671254399969
3324124	EFX-17-A	Solenoid Valve Caddy 0.5 gpm/1.9 Lpm, High	130.60	0.33	671254402256
3324125	EFX-18-A	Solenoid Valve Caddy 1.5 gpm/5.7 Lpm, High	130.60	0.33	671254400580
3324129	EFX-19	Filter for Solenoid Caddy (Package of 10)	17.05	0.08	671254399822
3324118	EFX-1-A	CP Standard Crown (IR)	283.90	0.34	671254400573
3324116	EFX-21-A	Faucet Spout Mounting Kit, Integrated Base Faucet - 8"	44.80	1.00	671254400450
3324117	EFX-23-A	Battery Box Kit EFX-3XX/EFX-6XX (IR)	68.15	0.27	671254399815
3324134	EFX-25-A	Cap For Mixer Opening	17.05	0.03	671254403680
3324112	EFX-2-A	CP Standard Crown (CAP)	68.15	1.00	671254400412
0324034	EFX-34	Flexible Supply Hose 18-Inch, Single Supply Only (L=45mm)	17.00	1.00	671254394704
3324132	EFX-36	Control Module Mounting Hardware	22.30	1.00	671254401228
3324126	EFX-37-A	Solenoid Valve Caddy 0.5 gpm/1.9 Lpm, Low IR	119.20	0.08	671254399648
3324127	EFX-38-A	Solenoid Valve Caddy 1.5 gpm/5.7 Lpm, Low IR	119.20	0.08	671254399655
3324131	EFX-39-A	Supply Washer Kit	17.05	0.08	671254400627
3324119	EFX-3-A	CP Crown (Solar)	403.45	0.08	671254399945
3324120	EFX-4-A	CP Crown (Solar+LCD)	702.25	—	671254399846
3324121	EFX-5-A	CP Crown (LCD Only)	582.75	0.33	671254400641
3324128	EFX-7-A	Battery Box For Above Deck Electronics, IR (Mid, High)	68.15	0.27	671254399808
3324113	EFX-8-A	Battery Box For Below Deck Electronics, CAP	34.10	1.00	671254400429



EFX-14-A



EFX-38-A



EFX-3-A



EFX-7-A

Code Number	Product Number	Description	List Price \$	Est. Wt. (lbs.)	UPC Code
-------------	----------------	-------------	---------------	-----------------	----------

SF Series 4" Centerset Battery-Powered Electronic Faucets

Includes chrome plated, integral spout, sensor assembly, range adjustment, adjustable time out, integral plastic mesh filter, 0.5 gpm maximum flow spray head, and Bak-Chek® and flex hose. Low Lead Compliant.

3362119	SF-2350	SF Series Faucet – (1), (5)	423.95	4.40	671254323079
3362118	SF-2350-BDM	SF Series Faucet – (5), (12)	459.25	4.60	671254323062

SF Series Pedestal Style Battery-Powered Electronic Faucet

Includes chrome plated, integral spout, sensor assembly, range adjustment, adjustable time out, integral plastic mesh filter, 0.5 gpm maximum flow spray head, and Bak-Chek® and flex hose. Low Lead Compliant.

3362124	SF-2450-4	SF Series Faucet – (1), (5), (9)	423.95	4.80	671254349001
3362127	SF-2450-4-BDM	SF Series Faucet – (5), (9), (12)	459.25	4.80	671254375451

Trim Plates – Chrome Plated Brass

3365466	ETF-295-A	4" Trim Plate – Single Hole ETF80 & EBF85 with or without Below Deck Mixing Valve	42.65	0.20	671254139800
3365468	ETF-312-A with or	4" Trim Plate – Single Hole EAF200/250/275,ELF10, ESF20, EBF187, ERF885 without Below Deck Mixing Valve	42.65	0.20	671254139824
3324100	EFX-20-A	4" Base Plate - Single Hole for EFX BASYS Series	65.55	0.40	671254394636
3365302	ETF-607-A	4" Trim Plate – Single Hole EAF100/150, ETF610, EBF615, EBF750, ETF700 with or without Below Deck Mixing Valves	47.60	0.30	671254226623
3365473	ETF-662-A	4" Trim Plate – Single Hole ETF880 with or without Below Deck Mixing Valves	47.50	0.22	671254269125
3326012	MIX-101-A	4" Trim Plate – Double Hole ETF80, EBF85, EBF885, ELF10 for OPTIMIX® Above Deck Mixing Valve (MIX-110-AA not included)	61.90	0.30	671254225312
3365467	ETF-299-A	4" Trim Plate -Double Hole ESD200080/25085 faucet/soap combo with or without Below Deck Mixing Valve	42.65	0.21	671254139817
3365469	ETF-313-A	4" Trim Plate -Double Hole ETF660, ETF770 with or without Below Deck Mixing Valve	42.65	0.20	671254139831
3365255	ETF-640-A	4" Trim Plate -Double Hole ESD30880/35187 faucet/soap combo with or without Below Deck Mixing Valve	47.30	0.26	671254265257
3365470	ETF-314-A	4" Trim Plate – Triple Hole ETF660 & ETF770 for OPTIMIX® Above Deck Mixing Valve (MIX-110-AA not included)	42.65	0.20	671254139848
3365024	ETF-510-A	8" Trim Plate – Single Hole EAF200/250/275, ETF80/880, EBF85/187, EBF885 with or without Below Deck Mixing Valve	77.75	0.60	671254129948
3365119	ETF-578-A	8" Trim Plate – Single Hole ETF600 & EBF650 with or without Below Deck Mixing Valve	77.75	0.60	671254148178
3365303	ETF-608-A	8" Trim Plate – Single Hole EAF100/150,ETF610, EBF615, EBF750, ETF700 with or without Below Deck Mixing Valves	101.35	0.50	671254226630
3362022	SFP-22-A	8" Trim Plate – Single Hole SF2100/SF2200	35.40	0.50	671254331365
3326015	MIX-104-A	8" Trim Plate – Double Hole ETF80/880, EBF85/187, ERF885 for OPTIMIX® Above Deck Mixing Valve (MIX-110-AA not included)	101.35	0.50	671254225343
3326017	MIX-106-A	8" Trim Plate – Double Hole ETF610, EBF615, EBF750, ETF700 for OPTIMIX® Above Deck Mixing Valve (MIX-110-AA not included)	120.40	0.50	671254225367
3365602	ETF-432-A	8" Trim Plate – Double Hole ETF660, ETF770	77.75	0.44	671254139879
3365603	ETF-433-A	8" Trim Plate – Triple Hole ETF660 & ETF770 for OPTIMIX® Above Deck Mixing Valve (MIX-110-AA not included)	77.75	0.50	671254139886
3324101	EFX-26-A	8" Base Plate - Single Hole for EFX BASYS Series	76.50	1.00	671254394643

Faucets, Soap Dispensers & Sinks OLP



ETF-295-A



ETF-607




ETF-608-A

**Contact Your Local Sloan Representative

(1) Bak Chek (2) Box Transformer "B" (3) Plug-In Transformer "P" (4) Less Transformer "LT" (5) 0.5 gpm/1.9 Lpm Multi-Lam Spray Head (6) 2.2 gpm/8.3 Lpm Lamina Spray Head (7) Surgical Bend Spout "S" (8) Shower Head Spray 2.2 gpm/8.3 Lpm "H" (9) 4" Trim Plate (10) 8" Trim Plate (11) Above Deck Mixing Valve – MIX-110-AA Trim Plate "ADM" (12) Below Deck Mixing Valve – MIX-60-A "BDM" (13) Below Deck Thermostatic Mixing Valve – MIX-135-A "BDT" (14) Integral Temperature Control Spout Mixer "ISM" (15) Drain Pop Up "DPU" (16) Optima i.q.®-cliq button "IC" (17) 1.5 gpm/5.7 Lpm Aerator (18) 2.2 gpm/8.3 Lpm Aerated Spray Head (19) Above Deck Thermostatic Mixing Valve – MIX-139 "ADT"

Code Number	Product Number	Description	List Price \$	Est. Wt. (lbs.)	UPC Code
Transformers and Adapters					
0345154PK	EL-154	Box Mount 120 VAC Input/24 VAC Output 50 VA 3 Faucets	43.90	2.30	671254139589
0345211PK	EL-208	Foot Mount 120 VAC Input/24 VAC Output 100 VA 6 Faucets	148.85	4.50	671254139572
0345370PK	EL-248-40	Box Mount 120 VAC Input/24 VAC Output 40 VA 2 Faucets	44.70	1.50	671254139626
0345999PK	EL-342	Box Mount 240 VAC Input/24 VAC Output 50 VA 3 Faucets	89.60	2.20	671254139558
0345125	EL-451	Box Mount 120 VAC Input/6 VAC Output 25 VA	96.95	2.00	671254241275
0365534PK	ETF-233	Plug-In 120 VAC Input/24 VAC Output 35 VA 2 Faucets	31.10	1.50	671254139701
0365879	ETF-416	Plug-In (for Canada) 120 VAC Input/24 VAC Output 35 VA 2 Faucets	31.10	1.50	671254139602
0335037	EAF-37	Box Mount 6 VDC Optima i.q.® Faucet	103.85	2.00	671254337879
0335009	EAF-11	6 VDC Faucet Plug-In Adapter for Optima i.q.® and BASYS Series	103.85	0.19	671254255081
0335039	EAF-39	Adapter 6.75 VDC Plug-In (UK)	103.85	0.25	671254337909
0324031	EFX-31	Voltage Adapter Capacitance Faucet Plug-In (US)	54.65	0.35	671254394353
0335041	EAF-41	Adapter 6.75 VDC Plug-In (EU)	103.85	0.19	371254368583
0362006	SFP-6	Plug-In 6 VDC for SF Series	29.95	1.60	671254322301
0362026	SFP-26	Plug-In 6 VDC 220AC 6DC-CH for SF Series	28.75	1.60	671254335714
Cable Extensions					
0365840	ETF-1003-108	Cable Ext. Kit 108" /2.7m Lg-Solenoid to Control Mod	36.75	0.20	671254143135
0365100	ETF-1003-240	Cable Ext. Kit 240" Lg- Solenoid to Control Mod	60.80	0.26	671254145542
0365838	ETF-1003-36	Cable Ext. Kit 36" /0.9m Lg- Solenoid to Control Mod	23.65	0.07	671254143111
OPTIMIX® On-Deck Manual Mixing Valve					
3326018	MIX-110-AA	On Deck Ceramic Mixing Valves	258.05	2.50	671254226203
3326021	MIX110A-1 CP	Mixer/Trim Plate Kit 4"	310.45	2.70	671254243323
3326022	MIX110A-2 CP	Mixer/Trim Plate Kit 8"	347.40	2.37	671254243330
3326023	MIX110A-3 CP	Mixer/Trim Plate Kit 4"	310.45	2.79	671254243347
3326025	MIX110A-5 CP	Mixer/Trim Plate Kit 8"	347.40	3.05	671254243361
3326026	MIX110A-6 CP	Mixer/Trim Plate Kit 8"	347.40	3.05	671254243378
OPTIMIX® Below Deck Mixing and Tempering Valves					
3326009	MIX-60-A	Mechanical Mixing Valve for use with Single Faucet	42.35	0.50	671254142114
0326008PK	MIX-70-A	Thermo Mixing Valve for use with up to Six Faucets w/Straight Check Stops	201.10	4.00	671254139534
0326045PK	MIX-135-A	Thermostatic Mixing Valve for use with Single Faucet	125.25	1.70	671254241169
Grid Strainer					
00365036PK	ETF-460-A	Chrome Plated Brass with 1-1/4" Outlet Tube	28.75	1.00	671254127142
Lavatory Shield					
0365059	ETF-529	Optishield® Lavatory Shield	263.85	5.30	671254221994



EL-154



ETF-1003



MIX-60-A



ETF-460-A

**Contact Your Local Sloan Representative

(1) Bak Chek (2) Box Transformer "B" (3) Plug-In Transformer "P" (4) Less Transformer "LT" (5) 0.5 gpm/1.9 Lpm Multi-Lam Spray Head (6) 2.2 gpm/8.3 Lpm Laminar Spray Head (7) Surgical Bend Spout "S" (8) Shower Head Spray 2.2 gpm/8.3 Lpm "H" (9) 4" Trim Plate (10) 8" Trim Plate (11) Above Deck Mixing Valve – MIX-110-AA Trim Plate "ADM" (12) Below Deck Mixing Valve – MIX-60-A "BDM" (13) Below Deck Thermostatic Mixing Valve – MIX-135-A "BDT" (14) Integral Temperature Control Spout Mixer "ISM" (15) Drain Pop Up "DPU" (16) Optima i.q.®-cliq button "IC" (17) 1.5 gpm/5.7 Lpm Aerator (18) 2.2 gpm/8.3 Lpm Aerated Spray Head (19) Above Deck Thermostatic Mixing Valve – MIX-139 "ADT"

Pricing subject to change without notice. For most current pricing, refer to online price sheets at www.sloan.com

Code Number	Product Number	Description	List Price \$	Est. Wt. (lbs.)	UPC Code
ESD-200 Electronic Sensor Soap Dispensers					
Includes 800 mL soap cartridge with new soap pathway and pump when changing soap cartridge.					
3346052	ESD-200-LT CP	Optima® Soap Dispenser – (4)	439.30	3.84	671254263598
3346051	ESD-200-P CP	Optima® Soap Dispenser – (3)	488.05	5.44	671254263512
ESD-250 Battery-Powered Electronic Soap Dispensers					
Includes 800 mL soap cartridge with new soap pathway and pump when changing soap cartridge.					
3346050	ESD-250 CP	Optima® Battery Soap Dispenser	488.05	5.53	671254260726
ESD-300 Electronic Sensor Soap Dispensers					
Includes 800 mL soap cartridge with new soap pathway and pump when changing soap cartridge. Includes chrome plated metal throat plate.					
3346058	ESD-300-LT CP	Optima® Soap Dispenser – (4)	507.50	4.85	671254269958
3346057	ESD-300-P CP	Optima® Soap Dispenser – (3)	556.25	5.40	671254269941
ESD-350 Battery-Powered Electronic Soap Dispenser					
Includes 800 mL soap cartridge with new soap pathway and pump when changing soap cartridge. Includes chrome plated metal throat plate.					
3346059	ESD-350 CP	Optima® Battery Soap Dispenser	556.25	5.72	671254269965
Soap Refills					
0346017	ESD-217	LOTION SOAP with Moisturizer 800 ml BOTTLE (Qty of 4 only)	24.80	2.20	671254265479
0346035	ESD-231	ANTIBACTERIAL SOAP 800 ml BOTTLE (Qty of 4 only)	25.95	2.20	671254266018
0346036	ESD-232	LOTION SOAP with Moisturizer 1600 ml bottle (Qty of 4 only)	48.00	4.00	671254266025
0346037	ESD-233	ANTIBACTERIAL SOAP 1600 ml BOTTLE (Qty of 4 only)	51.05	4.00	671254266032

Faucets, Soap Dispensers & Sinks
OLP



ESD-200



ESD-300



ESD-350

Code Number	Product Number	Description	List Price \$	Est. Wt. (lbs.)	UPC Code
-------------	----------------	-------------	---------------	-----------------	----------

AER-DEC Integrated Sink System

The AER-DEC Integrated sink system is the top of the line solution for any commercial restroom. The AER-DEC can be customized with over 100 colors, custom sizes and custom configurations. To get a quote for your sink go to sloan.com/resource to find architectural worksheets to select your sink.

*Pricing below is for the sink deck in a standard size, C Level Corian(R) color and including an enclosure and hand dryer

—	AD-81000	One-Station Sink, Enclosure, Hand Dryer	6,800.00	—	—
—	AD-82000	Two-Station Sink, Enclosure, Hand Dryer	10,700.00	—	—
—	AD-83000	Three-Station Sink, Enclosure, Hand Dryer	15,100.00	—	—
—	AD-84000	Four-Station Sink, Enclosure, Hand Dryer	19,400.00	—	—

Designer Series Gradient Sink

The Designer Series Gradient Sink is an impeccably crafted and elegantly functional design to compliment the design of the upscale commercial restroom. The Designer Series Gradient Sink can be customized with over 100 colors, custom sizes and custom configurations. To get a quote for your sink go to sloan.com/resource to find architectural worksheets to select your sink. Pricing below is for the sink deck in a standard size, C Level Corian(R) color. Also available in Quartz. Pairs great with Sloan faucets and soap dispensers.

Pricing below is for the sink deck in a standard size, C Level Corian(R) color.

—	DSG-81000	One-Station Sink, Less Faucet	3,300.00	—	—
—	DSG-82000	Two-Station Sink, Less Faucet	5,000.00	—	—
—	DSG-83000	Three-Station Sink, Less Faucet	7,000.00	—	—
—	DSG-84000	Four-Station Sink, Less Faucet	8,700.00	—	—

Designer Series Gradient Options

Mounting Options

AB	Angle Brackets for One-Station Sink	250.00	—	—
	Angle Brackets for Two-Station Sink	420.00	—	—
	Angle Brackets for Three-Station Sink	590.00	—	—
	Angle Brackets for Four-Station Sink	760.00	—	—
FM	Frame for One-Station Sink	740.00	—	—
	Frame for Two-Station Sink	1,055.00	—	—
	Frame for Three-Station Sink	1,370.00	—	—
	Frame for Four-Station Sink	1,685.00	—	—
ENC	Enclosure for One-Station Sink	840.00	—	—
	Enclosure for Two-Station Sink	1,210.00	—	—
	Enclosure for Three-Station Sink	1,580.00	—	—
	Enclosure for Four-Station Sink	1,950.00	—	—

Code Number	Product Number	Description	List Price \$	Est. Wt. (lbs.)	UPC Code
-------------	----------------	-------------	---------------	-----------------	----------

Designer Series Weir Deck Sink

The Designer Series Weir Deck reflects the simplicity of modern design for the most discerning of commercial restrooms. The Designer Series Weir Deck Sink can be customized with over 100 colors, custom sizes and custom configurations. To get a quote for your sink go to sloan.com/resource to find architectural worksheets to select your sink. Pricing below is for the sink deck in a standard size, C Level Corian(R) color. Also available in Quartz. Pairs great with Sloan faucets and soap dispensers.

Pricing below is for the sink deck in a standard size, C Level Corian(R) color.

—	DSWD-81000	One-Station, Less Faucet	3,300.00	—	—
—	DSWD-82000	Two-Station, Less Faucet	5,000.00	—	—
—	DSWD-83000	Three-Station, Less Faucet	7,000.00	—	—
—	DSWD-84000	Four-Station Sink , Less Faucet	8,800.00	—	—

Designer Series Weir Deck Options

Mounting Options

AB	Angle Brackets for One-Station Sink	250.00	—	—
	Angle Brackets for Two-Station Sink	420.00	—	—
	Angle Brackets for Three-Station Sink	590.00	—	—
	Angle Brackets for Four-Station Sink	760.00	—	—
FM	Frame for One-Station Sink	740.00	—	—
	Frame for Two-Station Sink	1,055.00	—	—
	Frame for Three-Station Sink	1,370.00	—	—
ENC	Frame for Four-Station Sink	1,685.00	—	—
	Enclosure for One-Station Sink	840.00	—	—
	Enclosure for Two-Station Sink	1,210.00	—	—
	Enclosure for Three-Station Sink	1,580.00	—	—
	Enclosure for Four-Station Sink	1,950.00	—	—

Designer Series Open Front Sink

The Designer Series Open Front sink introduces a visually striking approach to the modern restroom. The Designer Series Open Front Sink can be customized with over 100 colors, custom sizes and custom configurations. To get a quote for your sink go to sloan.com/resource to find architectural worksheets to select your sink.

Pricing below is for the sink deck in a standard size, C Level Corian(R) color

—	DSOF-81000	One-Station, Less Faucet	3,200.00	—	—
—	DSOF-82000	Two-Station, Less Faucet	4,900.00	—	—
—	DSOF-83000	Three-Station, Less Faucet	6,800.00	—	—
—	DSOF-84000	Four-Station Sink , Less Faucet	8,600.00	—	—

Designer Series Open Front Options

Mounting Options

AB	Angle Brackets for One-Station Sink	250.00	—	—
	Angle Brackets for Two-Station Sink	420.00	—	—
	Angle Brackets for Three-Station Sink	590.00	—	—
	Angle Brackets for Four-Station Sink	760.00	—	—
FM	Frame for One-Station Sink	740.00	—	—
	Frame for Two-Station Sink	1,055.00	—	—
	Frame for Three-Station Sink	1,370.00	—	—
ENC	Frame for Four-Station Sink	1,685.00	—	—
	Enclosure for One-Station Sink	840.00	—	—
	Enclosure for Two-Station Sink	1,210.00	—	—
	Enclosure for Three-Station Sink	1,580.00	—	—
	Enclosure for Four-Station Sink	1,950.00	—	—

Code Number	Product Number	Description	List Price \$	Est. Wt. (lbs.)	UPC Code
-------------	----------------	-------------	---------------	-----------------	----------

Designer Series Vessel Sink

The Designer Series Vessel Sink creates a high end residential feel. The Designer Series Vessel Sink can be customized with over 100 colors, custom sizes and custom configurations. To get a quote for your sink go to sloan.com/resource to find architectural worksheets to select your sink. Also available in Quartz. Pairs great with Sloan faucets.

Pricing below is for the sink deck in a standard size, C Level Corian(R) color.

—	DSVR-81000	One-Station, Less Faucet	2,900.00	—	—
—	DSVR-82000	Two-Station, Less Faucet	4,300.00	—	—
—	DSVR-83000	Three-Station, Less Faucet	6,000.00	—	—
—	DSVR-84000	Four-Station Sink , Less Faucet	7,500.00	—	—

Designer Series Options

Mounting Options

AB	Angle Brackets for One-Station Sink	250.00	—	—
	Angle Brackets for Two-Station Sink	420.00	—	—
	Angle Brackets for Three-Station Sink	590.00	—	—
	Angle Brackets for Four-Station Sink	760.00	—	—
FM	Frame for One-Station Sink	740.00	—	—
	Frame for Two-Station Sink	1,055.00	—	—
	Frame for Three-Station Sink	1,370.00	—	—
	Frame for Four-Station Sink	1,685.00	—	—
ENC	Enclosure for One-Station Sink	840.00	—	—
	Enclosure for Two-Station Sink	1,210.00	—	—
	Enclosure for Three-Station Sink	1,580.00	—	—
	Enclosure for Four-Station Sink	1,950.00	—	—

Designer Series Countertop Sink

The Designer Series Countertop sink is a remarkably durable and contemporary design. The Designer Series Countertop sink can be customized with over 100 colors, custom sizes and custom configurations. To get a quote for your sink go to sloan.com/resource to find architectural worksheets to select your sink. Also available in Quartz. Pairs great with Sloan faucets and soap dispensers.

Pricing below is for the sink deck in a standard size, C Level Corian(R) color

—	DSCT-81000	One-Station Sink, Less Faucet	2,000.00	—	—
—	DSCT-82000	Two-Station Sink, Less Faucet	3,100.00	—	—
—	DSCT-83000	Three-Station Sink, Less Faucet	4,400.00	—	—
—	DSCT-84000	Four-Station Sink, Less Faucet	5,400.00	—	—

Designer Series Options

Mounting Options

AB	Angle Brackets for One-Station Sink	250.00	—	—
	Angle Brackets for Two-Station Sink	420.00	—	—
	Angle Brackets for Three-Station Sink	590.00	—	—
	Angle Brackets for Four-Station Sink	760.00	—	—
FM	Frame for One-Station Sink	740.00	—	—
	Frame for Two-Station Sink	1,055.00	—	—
	Frame for Three-Station Sink	1,370.00	—	—
	Frame for Four-Station Sink	1,685.00	—	—
ENC	Enclosure for One-Station Sink	840.00	—	—
	Enclosure for Two-Station Sink	1,210.00	—	—
	Enclosure for Three-Station Sink	1,580.00	—	—
	Enclosure for Four-Station Sink	1,950.00	—	—

Code Number	Product Number	Description	List Price \$	Est. Wt. (lbs.)	UPC Code
-------------	----------------	-------------	---------------	-----------------	----------

Designer Series Urban Pedestal Sink

The Designer Series Urban Pedestal sink is distinctive by deisng brining a clean and modern appeal to the commerical restroom. The Designer Series Urban Pedestal sink can be customized with over 100 colors and custom sizes. To get a quote for your sink go to sloan.com/resource to find architectural worksheets to select your sink. Pricing below is for the sink deck in a standard size, C Level Corian(R) color. Note: DSUP is a floor mounted sink and does not require additional mounting options. Pairs great with Sloan faucets and soap dispensers.

Pricing below is for the sink deck in a standard size, C Level Corian(R) color

—	DSUP-81000	One-Station Sink, Less Faucet	3,400.00	—	—
---	------------	-------------------------------	----------	---	---

SloanStone® Sink Systems Electronic Lavatory Gradient (ELGR Series)

The Electronic Lavatory Gradient Sink is available in 25 colors and 4 sizes. Pricing below is for the sink deck. Pairs great with Sloan faucets and soap dispensers.

Pricing below is for the sink deck only

—	ELGR-81000	One-Station Sink, Less Faucet	1,100.00	—	—
—	ELGR-82000	Two-Station Sink, Less Faucet	2,280.00	—	—
—	ELGR-83000	Three-Station Sink, Less Faucet	3,510.00	—	—
—	ELGR-84000	Four-Station Sink, Less Faucet	4,740.00	—	—

ELGR Options

Mounting Options

AB	Angle Brackets for One-Station Sink	250.00	—	—
	Angle Brackets for Two-Station Sink	420.00	—	—
	Angle Brackets for Three-Station Sink	590.00	—	—
	Angle Brackets for Four-Station Sink	760.00	—	—
ENC	Enclosure for One-Station Sink	840.00	—	—
	Enclosure for Two-Station Sink	1,210.00	—	—
	Enclosure for Three-Station Sink	1,580.00	—	—
	Enclosure for Four-Station Sink	1,950.00	—	—

Electronic Washstation (EW Series)

The EW Series is a sensor activated lavatory system with integrated electronic Optima® technology. Below Deck Thermostatic Mixing Valve standard.

—	EW-42000	Two-Station Lavatory System	3,900.00	—	—
—	EW-43000	Three-Station Lavatory System	5,818.40	—	—
—	EW-62000	Two-Station Lavatory System with Transformer	3,800.00	—	—
—	EW-62050	Two-Station Lavatory System, Battery-Powered	3,775.80	—	—
—	EW-63000	Three-Station Lavatory System with Transformer	5,603.10	—	—
—	EW-63050	Three-Station Lavatory System, Battery-Powered	5,579.30	—	—
—	EW-72000	Two-Station Lavatory System	4,200.00	—	—
—	EW-73000	Three-Station Lavatory System	6,661.80	—	—

EW Options

JVC (40000 Series Only)	Juvenile Height	N/C	—
MSD (EW-42000 Only)	Manual Soap Dispenser	240.00	—
MSD (EW-43000 Only)	Manual Soap Dispenser	417.00	—
MSD (62000/62050/72000 Only)	Manual Soap Dispenser	200.00	—
MSD (63000/63050/73000 Only)	Manual Soap Dispenser	400.00	—
FC (62000/62050/72000 Only)	Manual Soap Dispenser with Lid Mounted Fill Cap	200.00	—
FC (63000/63050/73000 Only)	Manual Soap Dispenser with Lid Mounted Fill Cap	400.00	—
FM (40000 Series Only)	Floor Mount	278.00	—

Code Number	Product Number	Description	List Price \$	Est. Wt. (lbs.)	UPC Code
-------------	----------------	-------------	---------------	-----------------	----------

Electronic Wash Fountain (EWF Series)

The EWF Series is a sensor activated lavatory system with integrated electronic Optima® technology. Below Deck Thermostatic Mixing Valve standard.

Pricing below is for sink only

—	EWF-42000	Two-Station Lavatory-Corner Unit	6,259.85	—	—
—	EWF-43000	Three-Station Lavatory	6,827.40	—	—
—	EWF-44000	Four-Station Lavatory	7,356.30	—	—

EWF Options

MSD (EW-42000)		Manual Soap Dispenser	321.00	—	—
MSD (EW-43000)		Manual Soap Dispenser	402.00	—	—
MSD (EW-44000)		Manual Soap Dispenser	439.00	—	—
FM		Floor Mount	223.75	—	—

Electronic Lavatory Countertop (ELC Series)

The ELC Series is solid surface deck. Pairs great with Sloan faucets and soap dispensers.

Pricing below is for sink only

—	ELC-71000	One-Station Lavatory, Less faucet	1,502.90	—	—
—	ELC-72000	Two-Station Lavatory, Less faucet	2,800.00	—	—
—	ELC-73000	Three-Station Lavatory, Less faucet	4,007.50	—	—
—	ELC-74000	Four-Station Lavatory, Less faucet	5,475.00	—	—
—	ELC-41000	One-Station lavatory Deck, Less faucet	1,602.90	—	—
—	ELC-42000	Two-Station Lavatory Deck, Less faucet	2,900.00	—	—
—	ELC-43000	Three-Station Lavatory Deck, Less faucet	4,107.50	—	—
—	ELC-44000	Four-Station Lavatory Deck, Less faucet	5,575.00	—	—

ELC Options

FM		Floor Mount	223.75	—	—
AB		Angle Bracket/ea. (Number of Stations plus one needed)	99.00	—	—
FA/BS		Front Apron/back Splash (each)	202.00	—	—
LS/RS		Left Splash/Right Splash (each)	198.00	—	—

Deluxe Electronic Lavatory Countertop

The ELC Series is solid surface deck with sloped material between sink basins to keep the sink dry and user friendly. Pairs great with Sloan faucets, soap dispensers not available for this model.

Pricing below is for sink only

—	ELC-81000	One-Station Sink, Less Faucet	2,334.85	—	—
—	ELC-82000	Two-Station Sink, Less Faucet	3,000.00	—	—
—	ELC-83000	Three-Station Sink, Less Faucet	4,165.50	—	—

ELC Options

AB		Angle Bracket/ea. (Number of Stations plus one needed)	99.00	—	—
XCW (80000 Series Only)		Less Continuous Waste and P-Trap	N/C	—	—

Code Number	Product Number	Description	List Price \$	Est. Wt. (lbs.)	UPC Code
-------------	----------------	-------------	---------------	-----------------	----------

Electronic Lavatory Sink (ELS Series)

The ELS Series is a solid surface deck with integrated solid surface bowls. Pairs great with Sloan faucets and soap dispensers.

Pricing below is for sink only

—	ELS-41000	One-Station Lavatory Deck, Less faucet	1,302.90	—	—
—	ELS-42000	Two-Station Lavatory Deck, Less faucet	2,600.00	—	—
—	ELS-43000	Three-Station Lavatory Deck, Less faucet	3,807.50	—	—
—	ELS-44000	Four-Station Lavatory Deck, Less faucet	5,275.00	—	—
—	ELS-62000	Two-Station Lavatory Deck, Less Faucet	2,400.00	—	—
—	ELS-63000	Three-Station Lavatory Deck, Less Faucet	3,565.50	—	—
—	ELS-72000	Two-Station Lavatory Deck, Less faucet	2,500.00	—	—
—	ELS-73000	Three-Station Lavatory Deck, Less faucet	3,707.50	—	—

ELS Options

AB	Angle Bracket/ea. (Number of Stations plus one needed)	99.00	—	—
JVC (40000 Series Only)	Juvenile Height	N/C	—	—
FM (40000 Series Only)	Floor Mount	347.00	—	—
FC (62000/62050/72000 Only)	Manual Soap Dispenser with Lid Mounted Fill Cap	220.00	—	—
FC (63000/63050/73000 Only)	Manual Soap Dispenser with Lid Mounted Fill Cap	410.00	—	—

Bio Deck Sink

The Bio-Deck Sink pricing below is for the sink deck only. This sink is offered in 4 different colors. Pairs great with Sloan faucets and soap dispensers.

Pricing below is for sink only

Optima® Sensor-Activated Hand Washing Sinks

Includes stainless steel hand washing sink, Sloan Optima® sensor-activated faucet, 24 VAC plug-in transformer, strainer, p-trap and z-bar mounting clip. Furnished with 2.2 gpm (8.3 Lpm) laminar spray head.

3850045	EHS-1080	Includes ETF-80 faucet	3,327.80	72.00	671254146815
3850046	EHS-1080-BDT	Includes ETF-80 faucet, (13)	3,578.80	72.00	671254146822
3850047	EHS-1080-ADM	Includes ETF-80 faucet, (11)	3,578.80	72.00	671254146839
3850049	EHS-1600	Includes ETF-600 faucet	3,306.55	72.00	671254217119
3850050	EHS-1600-BDT	Includes ETF-600 faucet, (13)	3,557.65	72.00	671254217126
3850051	EHS-1600-ADM	Includes ETF-600 faucet, (11)	3,557.65	72.00	671254217133
3850036	EHS-1660	Includes ETF-660 faucet	3,327.80	72.00	671254146730
3850037	EHS-1660-BDT	Includes ETF-660 faucet, (13)	3,578.80	72.00	671254146747
3850038	EHS-1660-ADM	Includes ETF-660 faucet, (11)	3,578.80	72.00	671254146754
3850053	EHS-1700	Includes ETF-700 faucet,	3,327.80	72.00	671254146853
3850054	EHS-1700-BDT	Includes ETF-700 faucet, (13)	3,578.80	72.00	671254146860
3850055	EHS-1700-ADM	Includes ETF-700 faucet, (11)	3,578.80	72.00	671254146877
3850041	EHS-1770	Includes ETF-770 faucet	3,268.15	72.00	671254146778
3850042	EHS-1770-BDT	Includes ETF-770 faucet, (13)	3,519.30	72.00	671254146785
3850043	EHS-1770-ADM	Includes ETF-770 faucet, (11)	3,519.30	72.00	671254146792
3850061	EHS-1750	Includes ETF-750 faucet	3,489.70	72.00	671254217072
3850062	EHS-1750-BDT	Includes ETF-750 faucet, (13)	3,740.80	72.00	671254217089
3850063	EHS-1750-ADM	Includes ETF-750 faucet, (11)	3,740.80	72.00	671254217096

Code Number	Product Number	Description	List Price \$	Est. Wt. (lbs.)	UPC Code
-------------	----------------	-------------	---------------	-----------------	----------

Optima® Single Station Sensor-Activated Scrub Sinks

Include scrub sink, Sloan Optima® sensor-activated deck mounted surgical bend faucet with flow controlling spray head (laminar or shower spray), self-adaptive sensor, 24 VAC plug-in transformer, beehive strainers, P-trap and Z-bar mounting clip.

3850004	ESS-2100-C	Optima® Sensor Scrub Sinks – (6)	10,412.75	80.00	671254136557
3850005	ESS-2100-H	Optima® Sensor Scrub Sinks – (8)	10,412.75	80.00	671254136564
3850006	ESS-2100-C-BDT	Optima® Sensor Scrub Sinks – (6), (13)	11,185.00	80.00	671254136571
3850007	ESS-2100-H-BDT	Optima® Sensor Scrub Sinks – (8), (13)	11,185.00	80.00	671254136588
3850008	ESS-2100-C-ADM	Optima® Sensor Scrub Sinks – (6), (11)	10,663.80	80.00	671254136595
3850009	ESS-2100-H-ADM	Optima® Sensor Scrub Sinks – (8), (11)	10,663.80	80.00	67125413660

Optima® Double-Station Sensor-Activated Scrub Sinks

Include scrub sink, two Sloan Optima® sensor-activated deck mounted surgical bend faucets with flow controlling spray head (laminar or shower spray), self-adaptive sensor, two 24 VAC plug-in transformers, beehive strainers, P-trap and Z-bar mounting clip.

3850016	ESS-2200-C	Optima® Sensor Scrub Sinks – (6)	13,794.30	262.00	671254136670
3850017	ESS-2200-H	Optima® Sensor Scrub Sinks – (8)	13,794.30	262.00	671254136687
3850018	ESS-2200-C-BDT	Optima® Sensor Scrub Sinks – (6), (13)	14,272.85	262.00	671254136694
3850019	ESS-2200-H-BDT	Optima® Sensor Scrub Sinks – (8), (13)	14,272.85	262.00	671254136700
3850020	ESS-2200-C-ADM	Optima® Sensor Scrub Sinks – (6), (11)	14,296.70	262.00	671254136717
3850021	ESS-2200-H-ADM	Optima® Sensor Scrub Sinks – (8), (11)	14,296.70	262.00	671254136724

Optima® Triple-Station Sensor-Activated Scrub Sinks

Include scrub sink, two Sloan Optima® sensor-activated deck mounted surgical bend faucets with flow controlling spray head (laminar or shower spray), self-adaptive sensor, two 24 VAC plug-in transformers, beehive strainers, P-trap and Z-bar mounting clip.

3850028	ESS-2300-C	Optima® Sensor Scrub Sinks – (6)	17,640.40	303.00	671254136793
3850029	ESS-2300-H	Optima® Sensor Scrub Sinks – (8)	17,640.40	303.00	671254136809
3850030	ESS-2300-C-BDT	Optima® Sensor Scrub Sinks – (6), (13)	18,262.45	303.00	671254136816
3850031	ESS-2300-H-BDT	Optima® Sensor Scrub Sinks – (8), (13)	18,262.45	303.00	671254136823
3850032	ESS-2300-C-ADM	Optima® Sensor Scrub Sinks – (6), (11)	18,393.85	303.00	671254136830
3850033	ESS-2300-H-ADM	Optima® Sensor Scrub Sinks – (8), (11)	18,393.85	303.00	671254136847

Optima® Deluxe Single-Station Sensor-Activated Scrub Sinks

Includes scrub sink, Sloan Optima® sensor-activated deck mounted surgical bend faucet with flow controlling spray head (laminar or shower spray), self-adaptive sensor, knee activated soap dispenser, 24 VAC plug-in transformer, beehive strainer, P-trap and Z-bar mounting clip.

3850063	EHS-1750-ADM	Includes ETF-750 faucet, (11)	3,740.80	72.00	671254217096
3850201	ESS-3100-C	Optima® Sensor Scrub Sinks – (6)	15,046.05	299.00	671254250567
3850202	ESS-3100-H	Optima® Sensor Scrub Sinks – (8)	15,046.05	299.00	671254250574
3850203	ESS-3100-C-BDT	Optima® Sensor Scrub Sinks – (6), (13)	15,371.20	299.00	671254250581
3850204	ESS-3100-H-BDT	Optima® Sensor Scrub Sinks – (8), (13)	15,371.20	299.00	671254250598
3850205	ESS-3100-C-ADM	Optima® Sensor Scrub Sinks – (6), (11)	15,283.95	299.00	671254250604
3850206	ESS-3100-H-ADM	Optima® Sensor Scrub Sinks – (8), (11)	16,562.60	299.00	671254250611



ESS-2100-C



ESS-2200-H



ESS-2300

Code Number	Product Number	Description	List Price \$	Est. Wt. (lbs.)	UPC Code
-------------	----------------	-------------	---------------	-----------------	----------

Optima® Deluxe Double-Station Sensor-Activated Scrub Sinks

Includes scrub sink, two Sloan Optima® sensor-activated deck mounted surgical bend faucets with flow controlling spray head (laminar or shower spray), self-adaptive sensors, knee activated soap dispenser, two (2) 24 VAC plug-in transformers, beehive strainer, P-trap and Z-bar mounting clip.

3850211	ESS-3200-C	Optima® Sensor Scrub Sinks – (6)	20,090.80	340.00	671254250437
3850212	ESS-3200-H	Optima® Sensor Scrub Sinks – (8)	#N/A	340.00	—
3850213	ESS-3200-C-BDT	Optima® Sensor Scrub Sinks – (6), (13)	20,762.00	340.00	671254250451
3850214	ESS-3200-H-BDT	Optima® Sensor Scrub Sinks – (8), (13)	20,762.00	340.00	671254250468
3850215	ESS-3200-C-ADM	Optima® Sensor Scrub Sinks – (6), (11)	20,869.75	340.00	671254250475
3850216	ESS-3200-H-ADM	Optima® Sensor Scrub Sinks – (8), (11)	20,869.75	358.00	671254250482

Optima® Deluxe Triple-Station Sensor-Activated Scrub Sinks

Includes scrub sink, three Sloan Optima® sensor-activated deck mounted surgical bend faucets with flow controlling spray head (laminar or shower spray), self-adaptive sensors, knee activated soap dispenser, three (3) 24 VAC plug-in transformer, beehive strainer, P-trap and Z-bar mounting clip.

3850211	ESS-3200-C	Optima® Sensor Scrub Sinks – (6)	20,090.80	340.00	671254250437
3850212	ESS-3200-H	Optima® Sensor Scrub Sinks – (8)	#N/A	340.00	—
3850213	ESS-3200-C-BDT	Optima® Sensor Scrub Sinks – (6), (13)	20,762.00	340.00	671254250451
3850214	ESS-3200-H-BDT	Optima® Sensor Scrub Sinks – (8), (13)	20,762.00	340.00	671254250468
3850215	ESS-3200-C-ADM	Optima® Sensor Scrub Sinks – (6), (11)	20,869.75	340.00	671254250475
3850216	ESS-3200-H-ADM	Optima® Sensor Scrub Sinks – (8), (11)	20,869.75	358.00	671254250482
3850221	ESS-3300-C	Optima® Sensor Scrub Sinks – (6)	24,959.75	390.00	671254250727
3850222	ESS-3300-H	Optima® Sensor Scrub Sinks – (8)	#N/A	390.00	—
3850223	ESS-3300-C-BDT	Optima® Sensor Scrub Sinks – (6), (13)	25,630.65	390.00	671254250758
3850224	ESS-3300-H-BDT	Optima® Sensor Scrub Sinks – (8), (13)	25,630.65	390.00	671254250765
3850225	ESS-3300-C-ADM	Optima® Sensor Scrub Sinks – (6), (11)	26,127.40	390.00	671254250772
3850226	ESS-3300-H-ADM	Optima® Sensor Scrub Sinks – (8), (11)	#N/A	390.00	—
3850227	ESS-3300-C-ADT	Optima® Sensor Scrub Sinks – (6), (19)	#N/A	390.00	—
3850228	ESS-3300-H-ADT	Optima® Sensor Scrub Sinks – (8), (19)	#N/A	390.00	—

Faucets, Soap Dispensers & Sinks OLP



EHS-1080



EHS-1750-ADM



ESS-3100



ESS-3200

This page intentionally left blank.

Code Number	Product Number	Description	List Price \$	Est. Wt. (lbs.)	UPC Code
UPPERCUT® Exposed Dual-Flush Water Closet flushometers					
Premium flushometer PERMEX® synthetic rubber diaphragm w/dual-filtered fixed by-pass diaphragm, ADA antimicrobial handle with triple seal packaging, vandal resistant stop cap, vacuum breaker flush connection & sweat kit with cast set screw wall flange as standard. Non-hold-open, no external volume adjustment. Fixed volume accuracy w/CID technology. Lifting handle UP initiates reduced flush (1.1 gpf/4.2 Lpf), eliminating liquid and paper waste, pushing handle DOWN initiates full flush (1.6 gpf/6.0 Lpf), eliminating solid waste and paper waste.					
3720000	WES-111	11-1/2" Rough In	223.45	7.50	671254315327
3720200	WES-113	16" Rough In	229.55	7.70	671254345768
3729500	WES-114	34-1/2" Rough In	254.25	9.20	671254348813
3720300	WES-115	24" Rough In	241.70	9.00	671254315334
3720400	WES-116	27" Rough In	243.55	8.90	671254349131
3720330	WES-120	11-1/2" Rough In, Back Inlet	283.20	7.90	671254371477

Royal® Exposed Water Closet flushometers

Premium flushometer includes dual-filtered fixed by-pass diaphragm, ADA handle with triple seal packaging, vandal resistant stop cap, vacuum breaker flush connection & sweat kit with cast set screw wall flange as standard. Non-hold-open, no external volume adjustment. Fixed volume accuracy w/CID technology.

3910002	ROYAL 100	11-1/2" Rough In	199.45	7.50	671254061170
3910100	ROYAL 100 H	11-1/2" Rough In	252.60	7.50	671254218550
3910165	ROYAL 100 HL3	11-1/2" Rough In	272.75	7.50	671254209398
3910017	ROYAL 100-1.6	11-1/2" Rough In	199.45	7.30	671254061200
3010100	ROYAL 110 3.5	11-1/2" Rough In	199.45	7.30	671254018167
3010128	ROYAL 110 H	11-1/2" Rough In	252.60	7.70	671254018365
3010130	ROYAL 110 HL3	11-1/2" Rough In	272.90	8.50	671254018389
3010131	ROYAL 110 HL3 YO	11-1/2" Rough In	272.90	8.50	671254018396
3010120	ROYAL 110 SG	11-1/2" Rough In	279.25	7.09	671254339835
3010107	ROYAL 110 YG	11-1/2" Rough In	244.45	7.30	671254018204
3010109	ROYAL 110 YO	11-1/2" Rough In	199.45	7.30	671254018228
3010000	ROYAL 111 1.6	11-1/2" Rough In	199.45	7.30	671254046191
3910168	ROYAL 111-1.28	11-1/2" Rough In	199.45	7.30	671254209794
3010028	ROYAL 111 H	11-1/2" Rough In	252.60	7.70	671254018075
3010030	ROYAL 111 HL3	11-1/2" Rough In	234.20	8.50	671254018082
3010031	ROYAL 111 HL3 YO	11-1/2" Rough In	272.90	8.50	671254018099
3010025	ROYAL 111 SG	11-1/2" Rough In	239.70	7.20	671254339743
3910051	ROYAL 111 SG TP	11-1/2" Rough In	346.40	7.65	671254348035
3010007	ROYAL 111 YG	11-1/2" Rough In	209.80	7.30	671254017979
3010009	ROYAL 111 YO	11-1/2" Rough In	199.45	7.30	671254017986
3010246	ROYAL 112	11-1/2" Rough In	213.75	8.30	671254131811
3910243	ROYAL 112 XD	11-1/2" Rough In	190.75	6.00	671254134799
3910235	ROYAL 112-1.6	11-1/2" Rough In	213.75	8.30	671254142787
3910244	ROYAL 112-1.6 XD	11-1/2" Rough In	190.75	6.40	671254134805
3010200	ROYAL 113	16" Rough In	204.25	8.10	671254018631
3910270	ROYAL 113-1.6	16" Rough In	204.25	8.10	671254062238
3910250	ROYAL 113-1.28	16" Rough In	204.25	7.30	671254219724
3019500	ROYAL 114	34-1/2" Rough In	226.90	9.80	671254034280
3019526	ROYAL 114-1.6	34-1/2" Rough In	226.90	9.80	671254114340
3010300	ROYAL 115	24" Rough In	213.75	8.80	671254018938



WES-111



WES-115



ROYAL 113



ROYAL 111

**Contact Your Local Sloan Representative

Pricing subject to change without notice. For most current pricing, refer to online price sheets at www.sloan.com

Code Number	Product Number	Description	List Price \$	Est. Wt. (lbs.)	UPC Code
3010330	ROYAL 115 HL3	24" Rough In	289.68	9.20	671254019126
3010313	ROYAL 115 SG	24" Rough In	295.02	8.21	671254339903
3010326	ROYAL 115-1.6	24" Rough In	213.75	8.80	671254019089
3910336	ROYAL 115-1.6 SG	24" Rough In	295.05	8.20	671254339927
3910335	ROYAL 115-1.28	24" Rough In	213.75	8.33	671254219731
3010400	ROYAL 116	27" Rough In	217.40	8.70	671254019270
3010426	ROYAL 116-1.6	27" Rough In	217.40	8.70	671254117778
3010455	ROYAL 116-1.28	27" Rough In	217.40	8.70	671254383425
3010800	ROYAL 120	11-1/2" Rough In, Back Inlet	216.95	8.80	671254020139
3010802	ROYAL 120 U	11-1/2" Rough In, Back Inlet	252.78	8.60	671254020146
3010807	ROYAL 120 YG	11-1/2" Rough In, Back Inlet	264.90	8.70	671254020160
3010809	ROYAL 120 YO	11-1/2" Rough In, Back Inlet	252.78	8.70	671254020177
3010826	ROYAL 120-1.6	11-1/2" Rough In, Back Inlet	216.95	8.80	671254112414
3010900	ROYAL 121	16" Rough In, Back Inlet	221.75	9.10	671254020429
3011000	ROYAL 122	24" Rough In, Back Inlet	269.60	9.80	671254020597
3011026	ROYAL 122-1.6	24" Rough In, Back Inlet	231.40	8.10	671254214347

Royal® Exposed Urinal flushometers

Premium flushometer includes dual-filtered fixed by-pass diaphragm, ADA handle with triple seal packaging, vandal resistant stop cap, vacuum breaker flush connection & sweat kit with cast set screw wall flange as standard. Non-hold-open, no external volume adjustment. Fixed volume accuracy w/CID technology.

3012428	ROYAL 180 H	11-1/2" Rough In	252.60	7.60	671254205109
3012415	ROYAL 180 SG	11-1/2" Rough In	279.25	7.01	671254339880
3012401	ROYAL 180 T	11-1/2" Rough In	199.45	7.50	671254024939
3012400	ROYAL 180 3.5	11-1/2" Rough In	199.45	7.50	671254024922
3012426	ROYAL 180-1.5	11-1/2" Rough In	199.45	7.50	671254109247
3912455	ROYAL 180-1.5 SG	11-1/2" Rough In	279.35	7.10	671254339897
3012436	ROYAL 180-1	11-1/2" Rough In	199.45	7.40	671254117266
3912430	ROYAL 180-1 SG	11-1/2" Rough In	279.25	7.07	671254339873
3012500	ROYAL 181	15" Rough In	203.00	7.60	671254025172
3012600	ROYAL 186	11-1/2" Rough In	199.45	7.40	671254025332
3012628	ROYAL 186 H	11-1/2" Rough In	252.60	8.90	671254025448
3012610	ROYAL 186 SG	11-1/2" Rough In	279.25	7.00	671254339842
3012602	ROYAL 186 U	11-1/2" Rough In	232.40	9.00	671254025356
3012636	ROYAL 186-1	11-1/2" Rough In	199.45	7.40	671254116139
3912665	ROYAL 186-1 H	11-1/2" Rough In	252.60	8.90	671254128767
3912663	ROYAL 186-1 HL3	11-1/2" Rough In	272.90	9.90	671254048324
3912635	ROYAL 186-1 SG	11-1/2" Rough In	239.70	6.90	671254339859
3912697	ROYAL 186-0.5	11-1/2" Rough In	199.45	6.90	671254130579
3912629	ROYAL 186-0.5 SG	11-1/2" Rough In	239.70	6.90	671254339866
3912648	ROYAL 186-0.25	11-1/2" Rough In	199.45	7.40	671254346741
3912633	ROYAL 186-0.125	11-1/2" Rough In	199.45	7.40	671254345744
3912504	ROYAL 188 XD	11-1/2" Rough In	190.75	5.70	671254144118



ROYAL 115



ROYAL 120



ROYAL 180



ROYAL 186

**Contact Your Local Sloan Representative

Pricing subject to change without notice. For most current pricing, refer to online price sheets at www.sloan.com

Code Number	Product Number	Description	List Price \$	Est. Wt. (lbs.)	UPC Code
Royal Reclaimed Water Flushometers					
Premium flushometer designed for reclaimed water. Features new upgraded sweat solder kit, premium dual bypass diaphragm and wall sign. Purple parts help communicate use of reclaimed water. Purple handle optional (PH).					
3010080	Royal 111-1.28 RW	11-1/2" Rough In	219.40	7.30	671254428324
3010082	Royal 111-1.28 RW PH	11-1/2" Rough In	223.50	7.30	671254428331
3012672	Royal 186-0.125 RW	11-1/2" Rough In	219.40	7.30	671254428416
3012678	Royal 186-0.125 RW PH	11-1/2" Rough In	223.50	7.30	671254433502
3012671	Royal 186-0.25 RW	11-1/2" Rough In	219.40	7.30	671254428409
3012677	Royal 186-0.25 RW PH	11-1/2" Rough In	223.50	7.30	671254433496
3012670	Royal 186-0.5 RW	11-1/2" Rough In	219.40	7.30	671254428393
3012676	Royal 186-0.5 RW PH	11-1/2" Rough In	223.50	7.30	671254433472

Royal® Service Sink flushometers (6.5 gpf cycle)

Premium flushometer includes dual-filtered fixed by-pass diaphragm, ADA handle with triple seal packaging, vandal resistant stop cap, vacuum breaker flush connection & sweat kit with cast set screw wall flange as standard. Non-hold-open, no external volume adjustment. Fixed volume accuracy w/CID technology.

3010500	ROYAL 117		213.75	8.70	671254019515
3010528	ROYAL 117 H		231.15	9.00	671254019669
3010532	ROYAL 117 HO	1" Offset	266.00	9.00	671254019690
3010533	ROYAL 117 HO	1-1/2" Offset	266.00	9.20	671254019706
3010503	ROYAL 117 O	1" Offset	248.65	9.00	671254019539
3010505	ROYAL 117 O	1-1/2" Offset	248.65	9.20	671254019546
3010530	ROYAL 117 HL3		248.65	9.30	671254019683
3010525	ROYAL 117 H SG		272.50	8.20	671254348110

Royal® Exposed Eastern Style Water Closet flushometers

Premium flushometer includes dual-filtered fixed by-pass diaphragm, ADA handle with triple seal packaging, vandal resistant stop cap, vacuum breaker flush connection & sweat kit with cast set screw wall flange as standard. Non-hold-open, no external volume adjustment. Fixed volume accuracy w/CID technology.

3910156	ROYAL 136		304.15	8.60	671254144071
3910169	ROYAL 136-1.6		261.05	8.60	671254228955
3910802	ROYAL 137		265.70	8.60	671254122079
3910829	ROYAL 137-2.4		309.55	8.60	671254217874
3910808	ROYAL 137-1.6		265.70	8.60	671254235359
3910823	ROYAL 137-1.6	w/F109 40" BEND	272.75	9.00	671254145986
3910825	ROYAL 137-1.6	w/F109 48" BEND	334.15	9.80	671254146006

Royal® Concealed Eastern Style Water Closet flushometers

Premium flushometer includes dual-filtered fixed by-pass diaphragm, ADA handle with triple seal packaging, vandal resistant stop cap, vacuum breaker flush connection & sweat kit with cast set screw wall flange as standard. Non-hold-open, no external volume adjustment. Fixed volume accuracy w/CID technology.

3911905	ROYAL 139	6-3/4" LDIM	302.65	8.50	671254223103
3911874	ROYAL 139	8-3/4" LDIM	365.25	9.00	671254209619
3911906	ROYAL 139	10-3/4" LDIM	377.85	10.20	671254223110
3911824	ROYAL 139-2.4	5-3/4" LDIM	346.35	7.50	671254147201
3911921	ROYAL 139-1.6	3-3/4" LDIM	333.75	9.00	671254232983



ROYAL 117



ROYAL 136



ROYAL 137



ROYAL 139

**Contact Your Local Sloan Representative

Pricing subject to change without notice. For most current pricing, refer to online price sheets at www.sloan.com

Manual Products
WLP

Code Number	Product Number	Description	List Price \$	Est. Wt. (lbs.)	UPC Code
Royal® Concealed Water Closet flushometers					
Premium flushometer includes dual-filtered fixed by-pass diaphragm, ADA handle with triple seal packaging, vandal resistant stop cap, vacuum breaker flush connection & sweat kit with cast set screw wall flange as standard. Non-hold-open, no external volume adjustment. Fixed volume Accuracy w/CID technology.					
3011110	ROYAL 140	3-3/4" LDIM	292.20	10.20	671254020733
3011120	ROYAL 140	4-3/4" LDIM	346.75	10.50	671254020795
3011140	ROYAL 140	6-3/4" LDIM	308.45	11.20	671254020894
3011150	ROYAL 140	7-3/4" LDIM	365.70	11.60	671254020955
3011160	ROYAL 140	8-3/4" LDIM	319.30	11.90	671254021013
3011180	ROYAL 140	10-3/4" LDIM	330.10	12.50	671254021129
3011190	ROYAL 140	11-3/4" LDIM	390.90	12.90	671254021181
3911112	ROYAL 140-1.6	2-3/4" LDIM	334.15	10.00	671254129672
3911121	ROYAL 140-1.6	10-3/4" LDIM	330.10	12.50	671254147997
3911148	ROYAL 140-1.28	10-3/4" LDIM	335.50	10.00	671254368408
3011200	ROYAL 142	2-3/4" LDIM	333.25	10.00	671254212732
3011210	ROYAL 142	3-3/4" LDIM	394.60	10.50	671254021228
3011220	ROYAL 142	4-3/4" LDIM	400.90	11.70	671254021280
3011240	ROYAL 142	6-3/4" LDIM	413.50	12.00	671254021372
3011250	ROYAL 142	7-3/4" LDIM	419.80	12.50	671254021433
3011260	ROYAL 142	8-3/4" LDIM	426.10	12.50	671254021495
3011280	ROYAL 142	10-3/4" LDIM	438.70	13.00	671254021600
3911201	ROYAL 142-1.6	3-3/4" LDIM	394.60	10.50	671254112407
3911205	ROYAL 142-1.6	4-3/4" LDIM	400.90	11.70	671254113992
3911344	ROYAL 142-1.6	6-3/4" LDIM	413.50	12.00	671254065079
3911202	ROYAL 142-1.6	8-3/4" LDIM	426.10	12.50	671254112391
3911228	ROYAL 142-1.6	9-3/4" LDIM	432.40	12.70	671254147089
3911203	ROYAL 142-1.6	10-3/4" LDIM	376.50	13.00	671254112421
3911248	ROYAL 142-1.28	5-3/4" LDIM	407.20	10.50	671254401754
3011300	ROYAL 143	2-3/4" LDIM	253.55	9.50	671254021709
3011310	ROYAL 143	3-3/4" LDIM	258.95	9.50	671254021716
3011320	ROYAL 143	4-3/4" LDIM	308.00	10.00	671254021778
3011330	ROYAL 143	5-3/4" LDIM	314.30	10.50	671254021839
3011340	ROYAL 143	6-3/4" LDIM	275.15	11.00	671254021891
3011350	ROYAL 143	7-3/4" LDIM	326.90	11.40	671254021952
3011360	ROYAL 143	8-3/4" LDIM	286.00	11.70	671254022010
3011370	ROYAL 143	9-3/4" LDIM	339.50	12.20	671254022072
3011380	ROYAL 143	10-3/4" LDIM	296.80	12.50	671254022133
3011390	ROYAL 143	11-3/4" LDIM	352.10	12.90	671254022195
3911307	ROYAL 143	12-3/4" LDIM	358.40	13.40	671254078772
3911314	ROYAL 143-1.6	3-3/4" LDIM	301.70	11.5	671254114272
3911301	ROYAL 143-1.6	4-3/4" LDIM	308.00	10.00	671254112438
3911304	ROYAL 143-1.6	6-3/4" LDIM	275.15	11.00	671254112445
3911323	ROYAL 143-1.6	7-3/4" LDIM	326.90	11.40	671254201354
3910932	ROYAL 143-1.6	8-3/4" LDIM	286.00	11.70	671254076082
3911328	ROYAL 143-1.6	9-3/4" LDIM	339.50	12.20	671254208711
3811300	ROYAL 143-1.6	10-3/4" LDIM	296.80	12.50	671254110922



ROYAL 140



ROYAL 142



ROYAL 143

**Contact Your Local Sloan Representative

Pricing subject to change without notice. For most current pricing, refer to online price sheets at www.sloan.com

Code Number	Product Number	Description	List Price \$	Est. Wt. (lbs.)	UPC Code
3011394	ROYAL 143-1.28	10-3/4" LDIM	296.80	11.5	671254388611
3911463	ROYAL 143-1.28	3-3/4 LDIM	258.95	10.25	671254388703
3911334	ROYAL 143-1.28	8-3/4 LDIM	286.00	11.00	671254219748
3911462	ROYAL 143-1.28	12-3/4 LDIM	358.40	12.00	671254387416
3011400	ROYAL 144	2-3/4" LDIM	292.45	9.50	671254206601
3011410	ROYAL 144	3-3/4" LDIM	298.75	9.50	671254022263
3011420	ROYAL 144	4-3/4" LDIM	305.05	10.00	671254022324
3011440	ROYAL 144	6-3/4" LDIM	317.65	11.30	671254022447
3011450	ROYAL 144	7-3/4" LDIM	323.95	11.50	671254022508
3011460	ROYAL 144	8-3/4" LDIM	283.45	11.60	671254022553
3011480	ROYAL 144	10-3/4" LDIM	342.90	13.00	671254022676
3911411	ROYAL 144	12-3/4" LDIM	355.45	14.00	671254079298
3911432	ROYAL 144-1.6	2-3/4" LDIM	251.00	9.50	671254207745
3910924	ROYAL 144-1.6	3-3/4" LDIM	256.40	9.50	671254107892
3811400	ROYAL 144-1.6	6-3/4" LDIM	317.65	11.30	671254109933
3811402	ROYAL 144-1.6	7-3/4" LDIM	323.95	11.50	671254110915
3911368	ROYAL 144-1.6	8-3/4" LDIM	330.25	11.60	671254065246
3911403	ROYAL 144-1.6	9-3/4" LDIM	336.55	11.90	671254113978
3911429	ROYAL 144-1.6	10-3/4" LDIM	342.85	13.00	671254146969
3911417	ROYAL 144-1.6	12-3/4" LDIM	355.45	14.00	671254214002
3911467	ROYAL 144-1.28	10-3/4" LDIM	342.90	13.00	671254396845
3011500	ROYAL 150	2-3/4" LDIM	226.10	5.70	671254022782
3011510	ROYAL 150	3-3/4" LDIM	232.40	6.30	671254022799
3011520	ROYAL 150	4-3/4" LDIM	238.70	6.90	671254022836
3011540	ROYAL 150	6-3/4" LDIM	251.30	8.10	671254022898
3011560	ROYAL 150	8-3/4" LDIM	263.90	9.30	671254022966
3011580	ROYAL 150	10-3/4" LDIM	276.50	10.70	671254023031
3011590	ROYAL 150	11-3/4" LDIM	282.80	11.40	671254023079
3911558	ROYAL 150-1.6	2-3/4" LDIM	226.10	5.70	671254214385
3911694	ROYAL 150-1.6	3-3/4" LDIM	232.40	6.30	671254109100
3911537	ROYAL 150-1.6	5-3/4" LDIM	245.00	7.50	671254139473
3911535	ROYAL 150-1.6	6-3/4" LDIM	215.70	8.10	671254130890
3911520	ROYAL 150-1.6	10-3/4" LDIM	237.30	10.70	671254121140
3011600	ROYAL 152	2-3/4" LDIM	204.80	7.20	671254023109
3011610	ROYAL 152	3-3/4" LDIM	210.20	7.80	671254023130
3011620	ROYAL 152	4-3/4" LDIM	215.65	8.40	671254023192
3011630	ROYAL 152	5-3/4" LDIM	257.55	9.00	671254023246
3011640	ROYAL 152	6-3/4" LDIM	226.45	9.60	671254023284
3011650	ROYAL 152	7-3/4" LDIM	231.85	10.20	671254023338
3011660	ROYAL 152	8-3/4" LDIM	237.25	10.80	671254023383
3011670	ROYAL 152	9-3/4" LDIM	242.65	11.40	671254023437
3011680	ROYAL 152	10-3/4" LDIM	248.10	12.20	671254023482
3011690	ROYAL 152	11-3/4" LDIM	253.55	12.80	671254023536
3911622	ROYAL 152	12-3/4" LDIM	258.95	13.40	671254081215



ROYAL 144



ROYAL 150

**Contact Your Local Sloan Representative

Pricing subject to change without notice. For most current pricing, refer to online price sheets at www.sloan.com

Code Number	Product Number	Description	List Price \$	Est. Wt. (lbs.)	UPC Code
3911644	ROYAL 152-1.6	2-3/4" LDIM	238.65	7.20	671254114289
3911728	ROYAL 152-1.6	3-3/4" LDIM	210.20	7.80	671254122765
3911633	ROYAL 152-1.6	4-3/4" LDIM	215.65	8.40	671254113961
3911641	ROYAL 152-1.6	5-3/4" LDIM	221.05	9.00	671254114296
3911936	ROYAL 152-1.6	6-3/4" LDIM	226.45	9.60	671254047471
3911759	ROYAL 152-1.6	7-3/4" LDIM	231.85	10.20	671254206663
3911670	ROYAL 152-1.6	8-3/4" LDIM	237.25	10.80	671254047211
3911621	ROYAL 152-1.6	9-3/4" LDIM	242.65	11.40	671254206618
3911634	ROYAL 152-1.6	10-3/4" LDIM	248.10	12.20	671254113947
3911917	ROYAL 152-1.6	11-3/4" LDIM	295.40	12.80	671254110526
3911796	ROYAL 152-1.6	12-3/4" LDIM	258.95	13.40	671254134751
3919365	ROYAL 152-1.28	10-3/4" LDIM	248.10	12.20	671254381230
3911897	ROYAL 152-1.28	8 3/4 LDIM	237.25	10.80	671254219755
3919386	ROYAL 152-1.28	3 3/4 LDIM	244.95	7.80	671254388352
3911916	ROYAL 153	3-3/4" LDIM	347.00	7.60	671254110601
3911836	ROYAL 153	4-3/4" LDIM	353.30	8.20	671254201149
3911830	ROYAL 153	6-3/4" LDIM	314.10	9.40	671254148154
3911805	ROYAL 153	8-3/4" LDIM	378.55	10.60	671254141919
3911792	ROYAL 153	10-3/4" LDIM	391.15	12.00	671254134249
3911878	ROYAL 153-1.6	3-3/4" LDIM	347.00	7.60	671254210783
3911875	ROYAL 153-1.6	4-3/4" LDIM	353.30	8.20	671254210189
3911849	ROYAL 153-1.6	6-3/4" LDIM	365.95	9.40	671254205369
3911841	ROYAL 153-1.6	7-3/4" LDIM	372.25	10.30	671254206939
3911655	ROYAL 153-1.6	8-3/4" LDIM	324.90	10.90	671254065734
3911848	ROYAL 153-1.6	10-3/4" LDIM	335.75	12.70	671254203693
3911877	ROYAL 153-1.28	3 3/4 LDIM	297.80	10.28	671254354821
3011726	ROYAL 154	2-3/4" LDIM	282.40	7.30	671254206519
3011710	ROYAL 154	3-3/4" LDIM	288.70	7.90	671254023581
3011720	ROYAL 154	4-3/4" LDIM	253.15	8.50	671254023635
3011740	ROYAL 154	6-3/4" LDIM	307.65	9.70	671254023710
3011760	ROYAL 154	8-3/4" LDIM	320.25	10.90	671254023802
3011780	ROYAL 154	10-3/4" LDIM	332.85	12.30	671254023895
3011790	ROYAL 154	11-3/4" LDIM	339.15	12.90	671254023949
3911829	ROYAL 154	12-3/4" LDIM	345.45	13.50	671254147942
3911703	ROYAL 154-1.6	3-3/4" LDIM	288.70	7.90	671254114302
3911701	ROYAL 154-1.6	5-3/4" LDIM	301.30	9.10	671254113930
3911825	ROYAL 154-1.6	6-3/4" LDIM	307.65	9.70	671254147218
3911795	ROYAL 154-1.6	7-3/4" LDIM	313.95	10.30	671254134652
3911700	ROYAL 154-1.6	8-3/4" LDIM	320.25	10.90	671254209015
3911702	ROYAL 154-1.6	10-3/4" LDIM	332.85	12.30	671254114319
3919392	ROYAL 154-1.28	6 3/4 LDIM	307.65	9.70	671254368927
3013000	ROYAL 190	2-3/4" LDIM	233.90	6.60	671254025998
3013010	ROYAL 190	3-3/4" LDIM	240.25	7.20	671254026018
3013020	ROYAL 190	4-3/4" LDIM	246.55	7.80	671254026063
3013030	ROYAL 190	5-3/4" LDIM	252.85	8.40	671254026117



ROYAL 152



ROYAL 153



ROYAL 154

**Contact Your Local Sloan Representative

Pricing subject to change without notice. For most current pricing, refer to online price sheets at www.sloan.com

Code Number	Product Number	Description	List Price \$	Est. Wt. (lbs.)	UPC Code
Royal® Concealed Urinal flushometers					
Premium flushometer includes dual-filtered fixed by-pass Diaphragm, ADA handle with triple seal packaging, vandal resistant stop cap, vacuum breaker flush connection & sweat kit with cast set screw wall flange as standard. Non-hold-open, no external volume adjustment. Fixed volume accuracy w/CID technology.					
3013040	ROYAL 190	6-3/4" LDIM	259.15	9.00	671254026162
3013050	ROYAL 190	7-3/4" LDIM	265.45	9.60	671254026216
3013060	ROYAL 190	8-3/4" LDIM	271.75	10.20	671254026261
3013070	ROYAL 190	9-3/4" LDIM	278.05	10.80	671254026315
3013080	ROYAL 190	10-3/4" LDIM	284.35	11.40	671254026360
3013090	ROYAL 190	11-3/4" LDIM	290.65	12.00	671254026414
3913025	ROYAL 190	12-3/4" LDIM	296.95	12.60	671254087026
3913057	ROYAL 190-1.5	6-3/4" LDIM	259.15	9.00	671254209640
3913430	ROYAL 190-1.5	10-3/4" LDIM	284.35	11.40	671254110779
3913043	ROYAL 190-1	2-3/4" LDIM	233.90	6.60	671254133143
3913062	ROYAL 190-1	3-3/4" LDIM	240.25	7.20	671254210769
3913004	ROYAL 190-1	4-3/4" LDIM	211.60	7.80	671254114654
3913009	ROYAL 190-1	6-3/4" LDIM	259.15	9.00	671254115910
3913435	ROYAL 190-1	8-3/4" LDIM	271.75	10.20	671254109117
3913060	ROYAL 190-1	9-3/4" LDIM	278.05	10.80	671254210110
3913005	ROYAL 190-1	10-3/4" LDIM	284.35	11.40	671254115095
3913058	ROYAL 192	6-3/4" LDIM	378.45	8.80	671254087316
3913030	ROYAL 192	8-3/4" LDIM	453.55	10.00	671254087064
3912927	ROYAL 192-1	8-3/4" LDIM	453.55	10.00	671254206700
3013200	ROYAL 195	2-3/4" LDIM	240.90	6.40	671254026711
3013210	ROYAL 195	3-3/4" LDIM	247.20	7.00	671254026728
3013220	ROYAL 195	4-3/4" LDIM	253.50	7.60	671254026773
3013240	ROYAL 195	6-3/4" LDIM	228.40	8.80	671254026872
3013260	ROYAL 195	8-3/4" LDIM	239.20	10.00	671254026971
3013280	ROYAL 195	10-3/4" LDIM	250.05	11.20	671254027077
3013290	ROYAL 195	11-3/4" LDIM	297.60	11.80	671254027121
3913267	ROYAL 195	12-3/4" LDIM	303.90	12.40	671254088917
3913324	ROYAL 195-1	2-3/4" LDIM	240.90	6.40	671254137790
3913234	ROYAL 195-1	3-3/4" LDIM	247.20	7.00	671254118249
3913278	ROYAL 195-1	4-3/4" LDIM	253.50	7.60	671254122871
3913321	ROYAL 195-1	5-3/4" LDIM	259.80	8.20	671254134683
3913249	ROYAL 195-1	6-3/4" LDIM	228.40	8.80	671254118850
3913334	ROYAL 195-1	7-3/4" LDIM	272.40	9.40	671254146464
3913285	ROYAL 195-1	8-3/4" LDIM	239.20	10.00	671254089020
3913201	ROYAL 195-1	9-3/4" LDIM	244.65	10.60	671254208728
3913103	ROYAL 195-1	10-3/4" LDIM	250.05	11.20	671254126572
3913272	ROYAL 195-1	11-3/4" LDIM	297.60	11.80	671254121126
3913349	ROYAL 195-1	12-3/4" LDIM	303.90	12.40	671254214019
3913339	ROYAL 195-0.5	4-3/4" LDIM	217.60	7.60	671254200807
3913342	ROYAL 195-0.5	10-3/4" LDIM	250.05	11.20	671254203327
3913200	ROYAL 197	8-3/4" LDIM	442.50	9.80	671254111813
3913335	ROYAL 197-1	6-3/4" LDIM	429.85	8.60	671254147140



ROYAL 190



ROYAL 192



ROYAL 195

**Contact Your Local Sloan Representative

Pricing subject to change without notice. For most current pricing, refer to online price sheets at www.sloan.com

Code Number	Product Number	Description	List Price \$	Est. Wt. (lbs.)	UPC Code
3913302	ROYAL 197-1	8-3/4" LDIM	379.80	9.80	671254127968
3913224	ROYAL 197-1	10-3/4" LDIM	455.10	11.00	671254203686
3913319	ROYAL 197-1	11-3/4" LDIM	461.40	11.60	671254133280
**	ROYAL 601	Concealed Valve 2 to 12-3/4 LDIM	New Price	9.50	—

Royal® Prison Closet flushometers**

Premium flushometer includes dual-filtered fixed by-pass diaphragm, ADA handle with triple seal packaging, vandal resistant stop cap, vacuum breaker flush connection & sweat kit with cast set screw wall flange as standard. Non-hold-open, no external volume adjustment. Fixed volume accuracy w/CID technology.

**	ROYAL 603	Concealed Valve 2 to 12-3/4 LDIM	New Price	9.50	—
**	ROYAL 611	Concealed Valve 2 to 12-3/4 LDIM	New Price	9.50	—
**	ROYAL 609	Concealed Valve 2 to 12-3/4 LDIM	New Price	9.00	—

Royal® Prison Urinal flushometers**

**	ROYAL 613	Concealed Valve 2 to 12-3/4 LDIM	New Price	9.00	—
3910239	ROYAL	Closet flushometer, Adj. Tailpiece (Body & Handle only) 3.5 gpf	144.10	6.50	671254062122

Royal® Retrofit flushometers

Premium flushometer includes dual-filtered fixed by-pass diaphragm, ADA handle with triple seal packaging, vandal resistant stop cap. Non-hold-open, no external volume adjustment. Fixed volume accuracy w/CID technology.

3910240	ROYAL	Urinal flushometer, Adj. Tailpiece (Body & Handle only) 1.5 gpf	144.10	6.50	671254062139
3910233	ROYAL	Closet flushometer, Adj. Ground Joint Tailpiece (Body & Handle only) 3.5 gpf	183.25	6.50	671254073173
3912586	ROYAL	Urinal flushometer, Adj. Ground Joint Tailpiece (Body & Handle only) 1.5 gpf	183.25	6.50	671254085138
3013500	ROYAL 300		767.80	11.50	671254027640

Royal® Exposed Pedal flushometers

Premium flushometer includes dual-filtered fixed by-pass diaphragm, ADA handle with triple seal packaging, vandal resistant stop cap, vacuum breaker flush connection & sweat kit with cast set screw wall flange as standard. Non-hold-open, no external volume adjustment. Fixed volume accuracy w/CID technology.

3013503	ROYAL 300-1.6		659.00	11.20	671254143210
3013600	ROYAL 310		659.00	11.50	671254027718
3013626	ROYAL 310-1.6		659.00	13.90	671254133198
3014400	ROYAL 320		659.00	11.70	671254029477
3913981	ROYAL 320-1		659.00	5.30	671254109230
3014200	ROYAL 350		767.80	11.60	671254029279



ROYAL 197



ROYAL 601



ROYAL 613



ROYAL 310

**Contact Your Local Sloan Representative

Pricing subject to change without notice. For most current pricing, refer to online price sheets at www.sloan.com

Code Number	Product Number	Description	List Price \$	Est. Wt. (lbs.)	UPC Code
Royal® Concealed Pedal flushometers					
Premium flushometer includes dual-filtered fixed by-pass diaphragm, ADA handle with triple seal packaging, vandal resistant stop cap, vacuum breaker flush connection & sweat kit with cast set screw wall flange as standard. Non-hold-open, no external volume adjustment. Fixed volume accuracy w/CID technology.					
3013710	ROYAL 312	3-3/4" LDIM	778.05	10.10	671254027831
3013720	ROYAL 312	4-3/4" LDIM	778.05	10.30	671254027879
3013760	ROYAL 312	8-3/4" LDIM	778.05	10.90	671254028036
3013770	ROYAL 312	9-3/4" LDIM	778.05	11.20	671254215412
3013780	ROYAL 312	10-3/4" LDIM	778.05	11.20	671254028111
3913702	ROYAL 312-1.6	4-3/4" LDIM	778.05	10.30	671254211629
3013810	ROYAL 313	3-3/4" LDIM	716.10	11.10	671254122321
3013840	ROYAL 313	6-3/4" LDIM	614.65	11.70	671254028296
3013880	ROYAL 313	10-3/4" LDIM	716.10	12.50	671254028463
3013950	ROYAL 318	7-3/4" LDIM	632.20	9.00	671254147225
3913950	ROYAL 318	12-3/4" LDIM	632.20	12.80	671254142428
3014010	ROYAL 323	3-3/4" LDIM	716.10	11.40	671254028876
3014080	ROYAL 323	10-3/4" LDIM	716.10	12.80	671254029033
3014090	ROYAL 323	11-3/4" LDIM	716.10	12.90	671254201132
3014110	ROYAL 343	3-3/4" LDIM	716.10	11.30	671254029088
3014140	ROYAL 343	6-3/4" LDIM	716.10	11.80	671254130838
3014180	ROYAL 343	10-3/4" LDIM	716.10	12.30	671254029224
3014690	ROYAL 354	11-3/4" LDIM	716.10	12.70	671254201125
3910180	ROYAL 910	11-1/2" Rough In	326.40	8.50	671254061767

Royal® Hydraulic Water Closet flushometers

Premium flushometer includes dual-filtered fixed by-pass diaphragm, ADA handle with triple seal packaging, vandal resistant stop cap, vacuum breaker flush connection & sweat kit with cast set screw wall flange as standard. Non-hold-open, no external volume adjustment. Fixed volume accuracy w/CID technology.

3910000	ROYAL 910-1.6	11-1/2" Rough In	326.40	9.30	671254111943
3910498	ROYAL 910-1.6 YO	11-1/2" Rough In	380.30	9.30	671254063525
3910526	ROYAL 917	For Service Sinks	392.25	9.00	671254146105
3910816	ROYAL 920	11-1/2" Rough In, Back Inlet	397.05	9.00	671254209343
3914838	ROYAL 939	2" to 10-3/4" LDIM	294.60	9.90	671254207912
3013401	ROYAL 940	2" to 8-3/4" LDIM	209.25	8.50	671254027602
3913400	ROYAL 940-1.6	2" to 10-3/4" LDIM	209.25	9.10	671254117822
3916901	ROYAL 942	2" to 10-3/4" LDIM	245.00	8.50	671254127425
3017901	ROYAL 950	2" to 10-3/4" LDIM	196.10	8.00	671254031395
3917913	ROYAL 950-1.6	2" to 10-3/4" LDIM	196.10	9.00	671254132061
3917921	ROYAL 950-1.28	2" to 10-3/4" LDIM	196.10	9.00	671254396944
3014801	ROYAL 952	2" to 10-3/4" LDIM	220.15	8.50	671254029958
3914806	ROYAL 952	11" to 12-3/4" LDIM	220.15	8.70	671254049628
3914817	ROYAL 952-1.6	2" to 10-3/4" LDIM	220.15	8.70	671254049734
3184802	ROYAL 952-1.6	11" to 12-3/4" LDIM	220.15	8.90	671254135642
3914856	ROYAL 952-1.28	2" to 10-3/4" LDIM	220.15	8.70	671254358805
3016901	ROYAL 953	2" to 10-3/4" LDIM	245.00	9.70	671254031005
3916916	ROYAL 953-1.6	2" to 10-3/4" LDIM	245.00	9.90	671254107175

Note: Hydraulic price does not include actuator, must be ordered separate.



ROYAL 313



ROYAL 323



ROYAL 343



ROYAL 910

**Contact Your Local Sloan Representative

Pricing subject to change without notice. For most current pricing, refer to online price sheets at www.sloan.com

Code Number	Product Number	Description	List Price \$	Est. Wt. (lbs.)	UPC Code
3916918	ROYAL 953-1.28	2" to 10-3/4" LDIM	245.00	9.90	671254389625
3019401	ROYAL 955	2" to 10-3/4" LDIM	428.10	8.90	671254208414
3912485	ROYAL 980		380.30	8.00	671254047990

Note: Hydraulic price does not include actuator, must be ordered separate.

Royal® Hydraulic Urinal flushometers

3912487	ROYAL 980-1.5		380.30	8.00	671254143234
3912693	ROYAL 986		380.30	8.00	671254048454
3912692	ROYAL 986-1		326.40	8.00	671254048447
3915401	ROYAL 990	11" to 12-3/4" LDIM	242.20	9.20	671254211964
3915407	ROYAL 990-1.5	2" to 10-3/4" LDIM	242.20	9.20	671254106963
3915403	ROYAL 990-1	2" to 10-3/4" LDIM	207.85	6.90	671254212817
3915400	ROYAL 990-1	11" to 12-3/4" LDIM	242.20	6.90	671254117877
3915503	ROYAL 995	2" to 16-3/4" LDIM	236.15	7.50	671254112049
3915508	ROYAL 995-1	2" to 10-3/4" LDIM	207.85	7.50	671254049864
3915513	ROYAL 995-0.5	2" to 10-3/4" LDIM	207.85	7.50	671254203884
3915506	ROYAL 997	2" to 10-3/4" LDIM	334.90	7.30	671254049840
3915509	ROYAL 997-1	2" to 10-3/4" LDIM	287.40	7.30	671254133334
3918222	ROYAL 9603		268.85	9.60	671254097407

Note: Hydraulic price does not include actuator, must be ordered separate.

Royal® Hydraulic Prison flushometers

3918223	ROYAL 9603	w/HY-97-A Body Assembly	268.85	8.50	671254132993
3918107	ROYAL 9603-1.6		268.85	9.60	671254115682
3918125	ROYAL 9603-1.6	w/HY-97-A Body Assembly	268.85	8.50	671254132986
3918714	ROYAL 9609		265.00	9.60	671254098022
3918729	ROYAL 9609-1.5		308.80	9.60	671254143203
3918730	ROYAL 9609-1		308.80	9.60	671254147126
3918755	ROYAL 9611		289.65	10.20	671254098053
3918984	ROYAL 9611-1.6		289.65	10.20	671254109179
3919094	ROYAL 9613-1		271.45	9.00	671254146273
0318093	HY-30	1/4" x 48" Tubes (2 required)	9.65	0.01	671254013179

Note: Hydraulic price does not include actuator, must be ordered separate.

Royal® Hydraulic Actuator

0318001	HY-33-A FW	Fixture Wall	96.90	1.40	671254012950
0318049	HY-49-A MP	Metal Partition	151.05	1.30	671254013131
0318078	HY-50-A	Hydraulic Actuator Sub-Assembly	171.15	0.40	671254013162
0318072	HY-72-A SW	Side Wall	151.05	1.70	671254013155
0318117	HY-100-A MBFW	Metal Button, Fixture Wall	123.70	1.40	671254013209
0318119	HY-108-A MBPM	Metal Button, Panel Mount	107.60	1.00	671254013216
3010144	ROYAL 110 TP		303.40	8.60	671254018457



ROYAL 955



ROYAL 9603



HY-30



HY-33-A

**Contact Your Local Sloan Representative

Pricing subject to change without notice. For most current pricing, refer to online price sheets at www.sloan.com

Code Number	Product Number	Description	List Price \$	Est. Wt. (lbs.)	UPC Code
Royal® flushometers w/Trap Primers					
Premium flushometer includes dual-filtered fixed by-pass diaphragm, ADA handle with triple seal packaging, vandal resistant stop cap, vacuum breaker flush connection & sweat kit with cast set screw wall flange as standard. Non-hold-open, no external volume adjustment. Fixed volume accuracy w/CID technology.					
3010044	ROYAL 111 TP		260.40	8.60	671254114098
3010244	ROYAL 113 TP		316.30	9.00	671254114081
3910575	ROYAL 113-1.6 TP		271.45	9.00	671254064072
3010344	ROYAL 115 TP		331.15	9.40	671254114074
3910308	ROYAL 115-1.6 TP		331.15	9.40	671254115828
3010444	ROYAL 116 TP		347.50	9.60	671254114067
3910469	ROYAL 116-1.6 TP		347.50	9.60	671254207547
3396075	VBF-72-A1	1-1/2" to 9" w/VB & Fittings	81.05	1.50	671254111851

Trap Primers

3396076	VBF-72-A1	1-1/2" to 13-1/2" w/VB & Fittings	90.30	1.50	671254044036
3396077	VBF-72-A1	1-1/2" to 21-1/2" w/VB & Fittings	94.95	2.00	671254044043
3396078	VBF-72-A1	1-1/2" to 24-1/2" w/VB & Fittings	99.70	2.00	671254044050
3396071	VBF-72-A2	CP Trap Primer 1 1/2 X 13 1/2	86.65	1.32	671254134720
3396072	VBF-72-A2	CP Trap Primer 1 1/2 X 21 1/2	91.40	1.76	671254134737
3018002	ROYAL 110	Floor Drain SPL, Drawing RM 14266	335.35	7.50	671254031418

Flushometer Floor Drain

3729701	WES BPW 1000-1.6/1.1		651.40	12.80	671254338302
---------	----------------------	--	--------	-------	--------------

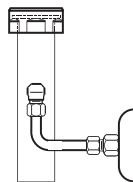
UPPERCUT® Dual-Flush Bedpan Washer flushometer

Premium flushometer PERMEX® synthetic rubber diaphragm w/dual-filtered fixed by-pass diaphragm, ADA antimicrobial handle with triple seal packaging, vandal resistant stop cap, vacuum breaker flush connection & sweat kit with cast set screw wall flange as standard. Non-hold-open, no external volume adjustment. Fixed volume accuracy w/CID technology. Lifting handle UP initiates reduced flush (1.1 gpf/4.2 Lpf), eliminating liquid and paper waste, pushing handle DOWN initiates full flush (1.6 gpf/6.0 Lpf), eliminating solid and liquid waste.

3729702	WES BPW 1100-1.6/1.1		651.40	12.80	671254351868
3729728	WES BPW 1105-1.6/1.1		921.45	12.8	67125441183
3729700	WES BPW 1150-1.6/1.1		691.70	12.80	671254331662
3019700	ROYAL BPW 1000		608.85	12.00	671254034464



WES BPW 1000



VBF-72-A1



WES BPW 1150

**Contact Your Local Sloan Representative

Pricing subject to change without notice. For most current pricing, refer to online price sheets at www.sloan.com

Code Number	Product Number	Description	List Price \$	Est. Wt. (lbs.)	UPC Code
Royal® Bedpan Washer flushometers					
Premium flushometer includes dual-filtered fixed by-pass diaphragm, ADA handle with triple seal packaging, vandal resistant stop cap, vacuum breaker flush connection & sweat kit with cast set screw wall flange as standard. Non-hold-open, no external volume adjustment. Fixed volume accuracy w/CID technology.					
33919649	ROYAL BPW 1000 O	V-600-AA 2" Offset	643.60	14.20	671254051652
3019730	ROYAL BPW 1000 HL3		749.85	13.80	671254034570
3019710	ROYAL BPW 1000 SG	w/F-190 2" Offset	776.20	13.80	671254347946
3019706	ROYAL BPW 1000 YA		630.80	16.00	671254034471
3019708	ROYAL BPW 1000 YI		763.65	13.80	671254214750
3019726	ROYAL BPW 1000-1.6		608.85	12.90	671254119048
3919718	ROYAL BPW 1000-1.6	w/V-600-AA 2" Offset	643.60	11.00	671254121775
3919740	ROYAL BPW 1000-1.6	w/F-182 1-1/2" Offset	643.60	10.50	671254144347
3919749	ROYAL BPW 1000-1.6	w/V-600-AA 24-1/2"	715.45	11.30	671254147232
3919732	ROYAL BPW 1000-1.6	Less Stop	700.80	12.00	671254204027
3019714	ROYAL BPW 1000-1.28		608.85	12.80	671254397750
3019800	ROYAL BPW 1005	w/Deoseptic Bottle	748.30	14.00	671254034648
3919806	ROYAL BPW 1005 O	V-600-AA 2" Offset	912.10	14.50	671254139411
3019865	ROYAL BPW 1005	Less Stop	863.10	12.80	671254201439
3019801	ROYAL BPW 1005 SG		899.60	13.60	671254347922
3019826	ROYAL BPW 1005-1.6		748.30	13.50	671254119826
3019600	ROYAL BPW 1010		688.25	14.20	671254034426
3019618	ROYAL BPW 1010-1.6		688.25	14.20	671254204720
3019900	ROYAL BPW 1015		870.75	14.60	671254034761
3017323	ROYAL BPW 1020	4-3/4" LDIM L3 WB Push Button	1,163.30	12.50	671254208735
3017312	ROYAL BPW 1020-1.6	3-3/4" LDIM	1,138.00	10.50	671254115637
3017100	ROYAL BPW 1040		1,035.60	18.40	671254031029
3017126	ROYAL BPW 1040-1.6		1,035.60	18.30	671254208537
3017200	ROYAL BPW 1045		1,202.30	16.60	671254207462
3019601	ROYAL BPW 1100		608.85	13.70	671254135529
3019607	ROYAL BPW 1100-1.6		608.85	12.00	671254146068
3919707	ROYAL BPW 1100-1.6 SG		632.70	12.20	671254344662
3019660	ROYAL BPW 1100-1.28		608.85	12.80	671254397767
3019602	ROYAL BPW 1105		748.30	13.80	671254135536
3019605	ROYAL BPW 1110		704.35	10.50	671254135567
3019624	ROYAL BPW 1110-1.6		704.35	11.90	671254214255
3019606	ROYAL BPW 1115		1,014.50	10.80	671254135574
3019622	ROYAL BPW 1150		643.60	14.60	671254211513
3919703	ROYAL BPW 1150	24-1/2" V-600-AA	643.60	10.50	671254112230
3019608	ROYAL BPW 1150	w/V-600-AA 21-1/2"	643.60	10.50	671254147317
3019610	ROYAL BPW 1150-1.6	F-31-AA 2" Offset	695.95	12.60	671254201224
3019603	ROYAL BPW 1150-1.6	V-600-AA 21-1/2"	643.60	12.20	671254135543
3919711	ROYAL BPW 1150-1.6		643.60	13.10	671254118546
3919709	ROYAL BPW 1150 1.6 SG		667.45	13.10	671254344686
3019721	ROYAL BPW 1150-1.28		643.60	12.60	671254397774
3019604	ROYAL BPW 1155		782.85	13.00	671254135550
3919784	ROYAL BPW 9000		858.75	10.50	671254101098



ROYAL BPW 1000



ROYAL BPW 1100



ROYAL BPW 1150



ROYAL BPW 1155

**Contact Your Local Sloan Representative

Pricing subject to change without notice. For most current pricing, refer to online price sheets at www.sloan.com

Code Number	Product Number	Description	List Price \$	Est. Wt. (lbs.)	UPC Code
Royal® Hydraulic Bedpan Washer flushometers					
3919796	ROYAL BPW 9000	RM 50423	1,000.50	14.60	671254051706
3919836	ROYAL BPW 9000 O 1	Offset L/A-164	1,041.10	10.80	671254051775
3919848	ROYAL BPW 9000-1.6	RM 50568	890.65	10.50	671254132528
3919726	ROYAL BPW 9000-1.6		858.75	10.50	671254201019
3019612	ROYAL BPW 9150-1.6	w/V-600-AA 21-1/2"	989.35	13.00	671254201651
3309022	ROYAL DV-100	CP	395.45	8.00	671254042940

Royal® Bedpan Washer Retrofit Diverter

Premium flushometer includes dual-filtered fixed by-pass diaphragm, ADA handle with triple seal packaging, vandal resistant stop cap, vacuum breaker flush connection & sweat Kit with cast set screw wall flange as standard. Non-hold-open, no external volume adjustment. Fixed volume accuracy w/CID technology.

33309049	ROYAL DV-100R	CP	410.15	8.00	671254043053
3309047	ROYAL DV-105	CP Deoseptic	530.20	8.00	671254043039
3309061	ROYAL DV-115	CP Deoseptic ADA	426.50	7.40	671254134065
3309062	ROYAL DV-115R	CP Deoseptic ADA	441.25	7.40	671254134072
3309065	ROYAL DV-120	CP ADA w/1-1/2" Offset	395.45	7.40	671254134102
3309066	ROYAL DV-120R	CP ADA w/1-1/2" Offset	410.15	7.40	671254134119
3309069	ROYAL DV-125	CP Deoseptic ADA w/1-1/2" Offset	564.60	7.40	671254134157
3309070	ROYAL DV-125R	CP Deoseptic ADA w/1-1/2" Offset	579.40	7.40	671254134164
3309051	ROYAL DV-130	CP w/2" Offset	424.80	8.00	671254043077



ROYAL BPW 9000



ROYAL DV-100



ROYAL DV-120



ROYAL DV-125

**Contact Your Local Sloan Representative

Pricing subject to change without notice. For most current pricing, refer to online price sheets at www.sloan.com

Code Number	Product Number	Description	List Price \$	Est. Wt. (lbs.)	UPC Code
Regal® XL Exposed Water Closet flushometers					
Economy flushometer with traditional natural rubber segment diaphragm with fixed metering by-pass, ADA handle. Fixed volume accuracy w/Para-Flo technology.					
3080153	REGAL 110 XL		184.40	7.40	671254123410
3980122	REGAL 110 XL U		184.40	6.31	671254210257
3980009	REGAL 110 XL YO		184.40	7.23	671254124080
3980080	REGAL 110 XL XYV L/FC	Flush connection not included (order separately)	199.35	5.56	671254383203
3080053	REGAL 111 XL		184.40	7.40	671254123403
3980100	REGAL 111 XL U		184.40	7.23	671254142091
3980012	REGAL 111 XL YO		184.40	7.28	671254383210
3980081	REGAL 111 XL XYV L/FC	Flush connection not included (order separately)	171.10	6.78	671254124868
3080253	REGAL 113 XL		188.85	8.30	671254128743
3080242	REGAL 113-1.6 XL		188.85	8.30	671254127227
3080353	REGAL 115 XL		197.70	9.60	671254123434
3080342	REGAL 115-1.6 XL		197.70	9.60	671254123427
3080453	REGAL 116 XL		201.05	9.80	671254123458
3080442	REGAL 116-1.6 XL		201.05	9.80	671254123441
3080853	REGAL 120 XL		200.55	9.00	671254126404
33080828	REGAL 120-1.6 XL		200.55	9.20	671254208377
3081053	REGAL 122 XL		249.25	9.60	671254201859
3981001	REGAL 122-1.6 XL		249.25	8.77	671254245051
3088014	REGAL 125 XL U		172.20	5.30	671254217515
3088012	REGAL 125-1.6 XL U		172.20	5.30	671254120822
3981799	REGAL 137-1.6 XL		240.75	9.91	671254331815
3082453	REGAL 180 XL		184.40	7.50	671254123472

Regal® XL Exposed Urinal flushometers

Economy flushometer with traditional natural rubber segment diaphragm with fixed metering by-pass, ADA handle. Fixed volume accuracy w/Para-Flo technology.					
3082442	REGAL 180-1.5 XL		184.40	7.50	671254123465
3082475	REGAL 180-1 XL		184.40	7.50	671254123489
3982410	REGAL 180-0.5 XL		184.40	7.00	671254326101
3082653	REGAL 186 XL		184.40	7.20	671254123496
3982698	REGAL 186 XL XYV L/FC	Flush connection not included (order separately)	199.35	5.42	671254383241
3082675	REGAL 186-1 XL		184.40	7.20	671254123502
3982641	REGAL 186-1 XL XYV L/FC	Flush connection not included (order separately)	199.35	5.42	671254383272
3982628	REGAL 186-0.5 XL		184.40	6.90	671254259461
3080553	REGAL 117 XL		197.70	9.00	671254124622

Regal® XL Exposed Service Sinks flushometers

3980561	REGAL 117 XL XYV L/FC	Flush connection not included (order separately)	184.30	8.18	671254383234
3980501	REGAL 117 XL H		215.40	8.20	671254053939
3980560	REGAL 117 XL H XYV L/FC	Flush connection not included (order separately)	219.75	8.20	671254383227
3988137	REGAL 9603 XL	MBFW	372.65	9.50	671254115781



REGAL 111 XL



REGAL 120 XL



REGAL 137-1.6 XL



REGAL 180 XL

**Contact Your Local Sloan Representative

Pricing subject to change without notice. For most current pricing, refer to online price sheets at www.sloan.com

Code Number	Product Number	Description	List Price \$	Est. Wt. (lbs.)	UPC Code
Regal® XL Hydraulic Prison Concealed Water Closet flushometers					
3988118	REGAL 9603 XL	MBPM	356.40	9.50	671254055940
3988143	REGAL 9603 XL	Less Actuator	246.10	8.92	671254118768
3988106	REGAL 9603-1.6 XL	MBFW	372.65	9.50	671254146228
3988101	REGAL 9603-1.6 XL	MBPM	356.40	9.50	671254141278
3988238	REGAL 9603-1.6 XL	AFD MBPM	415.20	9.80	671254278684
3988231	REGAL 9603-1.6 XL	Less Actuator	243.70	8.77	671254250826
3980066	REGAL 910-1.6 XL		301.90	7.65	671254305014

Regal® XL Hydraulic Exposed Water Closet flushometers

3982681	REGAL 986-1 XL		351.75	7.91	671254305021
---------	----------------	--	--------	------	--------------

Note: Hydraulic price does not include actuator, must be ordered separate.

Regal® XL Hydraulic Exposed Urinal flushometers

3983402	REGAL 940-1.6 XL	2" to 10-3/4" LDIM	188.65	9.37	671254243606
---------	------------------	--------------------	--------	------	--------------

Note: Hydraulic price does not include actuator, must be ordered separate.

Regal® XL Hydraulic Concealed Water Closet flushometers

3084800	REGAL 952 XL	2" to 10-3/4" LDIM	198.70	8.70	671254119673
3984802	REGAL 952-1.6 XL	2" to 10-3/4" LDIM	198.70	6.30	671254111073
3980016	REGAL 110 XL TP		287.25	9.00	671254215016

Note: Hydraulic price does not include actuator, must be ordered separate.

Regal® XL Trap Primer with flushometer

3980017	REGAL 111 XL TP		246.55	9.00	671254126589
3089751	REGAL BPW 1000 XL		562.95	13.40	671254039346

Regal® XL Bedpan Washer flushometers

3089742	REGAL BPW 1000-1.6 XL		562.95	13.40	671254127685
3989754	REGAL BPW 1000-1.6 XL	F190 2" Offset	606.65	13.52	671254243576
3089603	REGAL BPW 1100 XL		562.95	13.90	671254145030
3989740	REGAL BPW 1100-1.6 XL		562.95	14.10	671254131477
3989727	REGAL BPW 1150 XL		595.20	13.50	671254111264
3089614	REGAL BPW 1150-1.6	Less Stop	581.65	12.50	671254216228
3089601	REGAL BPW 1150-1.6 XL		595.20	13.50	671254141612
3989765	REGAL BPW 9000-1.6 XL		1,169.55	13.73	671254322905

Regal® XL Hydraulic Bedpan Washers

3120000	CROWN® 111	11-1/2" Rough In	202.85	6.83	671254277700
---------	------------	------------------	--------	------	--------------



REGAL 9603 XL



REGAL 940-1.6 XL



REGAL BPW 1000 XL

**Contact Your Local Sloan Representative

Pricing subject to change without notice. For most current pricing, refer to online price sheets at www.sloan.com

Code Number	Product Number	Description	List Price \$	Est. Wt. (lbs.)	UPC Code
Crown® Piston-Type Water Closet flushometers					
Designed and engineered for today's low-consumption, "green" environments, feature a unique cover design that isolates the threads from the water source, protecting the threads from harsh water conditions and ensuring uninterrupted performance.					
3120001	CROWN® 111-1.28	11-1/2" Rough In	202.85	6.83	671254323896
3129500	CROWN® 114-1.6	34-1/2" Rough In	263.80	7.82	671254278028
3120300	CROWN® 115-1.6	24" Rough In	248.55	7.34	671254278035
3120303	CROWN® 115-1.28	24" Rough In	217.45	7.30	671254369504
3120400	CROWN® 116-1.6	27" Rough In	252.75	7.49	671254278042
3120800	CROWN® 120-1.6	11-1/2" Rough In	252.20	7.51	671254278059
3122436	CROWN® 180-1	11-1/2" Rough In	202.85	6.80	671254278097

Crown® Piston-Type Urinal flushometers

Designed and engineered for today's low-consumption, "green" environments, feature a unique cover design that isolates the threads from the water source, protecting the threads from harsh water conditions and ensuring uninterrupted performance.

3122636	CROWN® 186-1	11-1/2" Rough In	202.85	6.58	671254278103
3122626	CROWN® 186-0.5	11-1/2" Rough In	202.85	6.80	671254327610
3122666	CROWN® 186-0.25	11-1/2" Rough In	202.85	6.80	671254415485
3122665	CROWN® 186-0.125	11-1/2" Rough In	202.85	6.80	671254405615



CROWN 111



CROWN 115



CROWN 120



CROWN 186

**Contact Your Local Sloan Representative

Pricing subject to change without notice. For most current pricing, refer to online price sheets at www.sloan.com

Code Number	Product Number	Description	List Price \$	Est. Wt. (lbs.)	UPC Code
-------------	----------------	-------------	---------------	-----------------	----------

GEM•2® Piston-Type Water Closet flushometers

Quality piston flushometer with filtered metering by-pass, ADA handle, vandal resistant stop cap. Non-hold-open, no external volume adjustment. Fixed volume accuracy w/LPLC technology.

3070100	GEM•2® 110	11-1/2" Rough In	190.50	5.70	6712540374966
3070190	GEM•2® 110 XL	11-1/2" Rough In	195.55	5.70	671254317338
3070199	GEM•2® 110 XL YO	11-1/2" Rough In	195.55	5.70	671254233218
3070000	GEM•2® 111	11-1/2" Rough In	190.50	5.70	671254118508
33070004	GEM•2® 111 XL	11-1/2" Rough In	195.55	5.70	671254252936
3070003	GEM•2® 111 XL YO	11-1/2" Rough In	227.85	5.70	671254216020
3070021	GEM•2® 111-1.28	11-1/2" Rough In	190.55	5.70	671254357044
3070026	GEM•2® 111-1.28 XL	11-1/2" Rough In	195.55	5.70	671254393134
3070200	GEM•2® 113	16" Rough In	191.60	6.70	671254134874
3070211	GEM•2® 113 XL	16" Rough In	233.30	6.70	671254134881
3070213	GEM•2® 113 XL YG	16" Rough In	246.45	6.70	671254134898
3070226	GEM•2® 113-1.6	16" Rough In	191.60	6.70	671254134904
3070227	GEM•2® 113-1.6 XL	16" Rough In	200.25	6.70	671254134911
3070228	GEM•2® 113-1.6 XL YG	16" Rough In	211.50	6.70	671254134928
3070236	GEM•2® 113-1.28 XL	16" Rough In	200.25	6.70	671254393158
3070300	GEM•2® 115	24" Rough In	200.90	6.70	671254134935
3070311	GEM•2® 115 XL	24" Rough In	244.15	6.70	671254134942
3070326	GEM•2® 115-1.6	24" Rough In	200.90	6.70	671254134959
3070329	GEM•2® 115-1.6 XYV	24" Rough In	194.30	6.40	671254246904
3070327	GEM•2® 115-1.6 XL	24" Rough In	209.55	6.70	671254134966
3070328	GEM•2® 115-1.6 YB 0	24" Rough In w/2" Offset	284.00	7.10	671254244139
3070332	GEM•2® 115-1.28 XL	24" Rough In	209.55	6.70	671254393165
3070400	GEM•2® 116	27" Rough In	204.50	6.70	671254134973
3070411	GEM•2® 116 XL	27" Rough In	248.30	6.70	671254134980
3070426	GEM•2® 116-1.6	27" Rough In	204.50	6.70	671254134997
3070427	GEM•2® 116-1.6 XL	27" Rough In	248.30	6.70	671254135000
3070432	GEM•2® 116-1.28 XL	27" Rough In	213.10	6.70	671254393028
3070800	GEM•2® 120	11-1/2" Rough In	204.10	6.20	671254135017
3070811	GEM•2® 120 XL	11-1/2" Rough In	247.80	6.20	671254135024
3070813	GEM•2® 120 XL YG	11-1/2" Rough In	259.70	6.20	671254135031
3070826	GEM•2® 120-1.6	11-1/2" Rough In	204.10	6.20	671254135048
3070827	GEM•2® 120-1.6 XL	11-1/2" Rough In	212.70	6.20	671254135055
3070828	GEM•2® 120-1.6 XL YG	11-1/2" Rough In	259.70	6.20	671254135062

GEM•2® Exposed Eastern Style flushometers

3070802	GEM•2® 136-1.6		247.35	7.20	671254253957
3070803	GEM•2® 137-1.6		251.90	7.80	671254253964



GEM•2 110XL



GEM•2 111XL



GEM•2 115XL



GEM•2 120XL

**Contact Your Local Sloan Representative

Pricing subject to change without notice. For most current pricing, refer to online price sheets at www.sloan.com

Code Number	Product Number	Description	List Price \$	Est. Wt. (lbs.)	UPC Code
GEM•2® Piston-Type Urinal flushometers					
3072400	GEM•2® 180	11-1/2" Rough In	186.89	5.70	671254135079
3072435	GEM•2® 180 XYV	11-1/2" Rough In	180.15	5.40	671254134676
3072411	GEM•2® 180 YB	11-1/2" Rough In	195.55	5.70	671254135086
3072426	GEM•2® 180-1.5	11-1/2" Rough In	186.90	5.70	671254135116
3072424	GEM•2® 180-1	11-1/2" Rough In	186.90	5.70	671254135093
3072427	GEM•2® 180-1.5 XL	11-1/2" Rough In	227.85	5.70	671254135123
3072425	GEM•2® 180-1 XL	11-1/2" Rough In	195.55	5.70	671254135109
3072600	GEM•2® 186	11-1/2" Rough In	195.55	5.70	671254135130
3072604	GEM•2® 186 XL	11-1/2" Rough In	195.55	5.70	671254216037
3072624	GEM•2® 186-1	11-1/2" Rough In	186.90	5.70	671254135154
3072601	GEM•2® 186-1	11-1/2" Rough In, 1" Stop	186.90	5.70	671254142381
3072606	GEM•2® 186-1 XL	11-1/2" Rough In	195.55	5.70	671254252943
3072607	GEM•2® 186-0.5	11-1/2" Rough In	186.90	5.70	671254277243
3072609	GEM•2® 186-0.5 XL	11-1/2" Rough In	195.50	5.70	671254329775
3072619	GEM•2® 186-0.125 XL	11-1/2" Rough In	195.55	5.70	671254427631
3072621	GEM•2® 186-0.25 XL	11-1/2" Rough In	195.55	5.70	671254427648



GEM•2 136XL



GEM•2 186XL

**Contact Your Local Sloan Representative

Pricing subject to change without notice. For most current pricing, refer to online price sheets at www.sloan.com

Code Number	Product Number	Description	List Price \$	Est. Wt. (lbs.)	UPC Code
Naval® Water Closet flushometers					
Specialty piston flushometer for harsh and salt water applications. Includes self-cleaning by-pass, ADA handle, vandal resistant stop cap, vacuum breaker flush connection & stamped wall flange as standard. Non-hold-open, no external volume adjustment.					
3140100	NAVAL® 110	11-1/2" Rough In	393.65	6.50	671254136984
3140135	NAVAL® 110 XYV	11-1/2" Rough In	383.20	6.50	671254137011
3140137	NAVAL® 110 XYV YG	11-1/2" Rough In	434.50	6.50	671254137028
3140011	NAVAL® 111	11-1/2" Rough In	393.65	6.50	671254136977
3140035	NAVAL® 111 XYV	11-1/2" Rough In	393.20	6.50	671254146983
3140200	NAVAL® 113	16" Rough In	436.65	6.90	671254142022
3140300	NAVAL® 115	24" Rough In	413.35	7.50	671254142039
3140426	NAVAL® 116-1.6	27" Rough In	458.65	7.50	671254201002
3140800	NAVAL® 120	11-1/2" Rough In	458.85	7.00	671254202061
3140835	NAVAL® 120 XYV	11-1/2" Rough In	447.55	6.50	671254137066

Naval® Urinal flushometers

Specialty piston flushometer for harsh and salt water applications. Includes self-cleaning by-pass, ADA handle, vandal resistant stop cap, vacuum breaker flush connection & stamped wall flange as standard. Non-hold-open, no external volume adjustment.

3142435	NAVAL® 180 XYV	11-1/2" Rough In	418.05	6.50	671254232129
3142400	NAVAL® 180-1	11-1/2" Rough In	429.45	6.50	671254137172
3142402	NAVAL® 180-1 XYV	11-1/2" Rough In	418.05	6.50	671254233249
3142600	NAVAL® 186-1	11-1/2" Rough In	393.65	6.50	671254137189
3142635	NAVAL® 186-1 XYV	11-1/2" Rough In	418.05	6.50	671254137226



NAVAL 110



NAVAL 180

**Contact Your Local Sloan Representative

Pricing subject to change without notice. For most current pricing, refer to online price sheets at www.sloan.com

Code Number	Product Number	Description	List Price \$	Est. Wt. (lbs.)	UPC Code
-------------	----------------	-------------	---------------	-----------------	----------

Dolphin® Water Closet flushometers

Slow closing specialty flushometer recommended for shipboard applications, salt water applications. Includes metal lever handle, vandal resistant stop cap, vacuum breaker flush connection, spud coupling and flange as standard. Flushometer DOES NOT require water pressure to positively shut off.

3050100	DOLPHIN® 110	11-1/2" Rough In	526.75	8.40	671254036666
3950110	DOLPHIN® 110 GJ	11-1/2" Rough In	546.50	7.90	671254052499
3950126	DOLPHIN® 110 GJ XYV		536.10	6.80	671254052505
3050000	DOLPHIN® 111	11-1/2" Rough In	526.74	7.90	671254133570
3050035	DOLPHIN® 111 XYV		516.45	7.90	671254201675
3050002	DOLPHIN® 111 GJ XYV		584.85	6.70	671254234932
3050235	DOLPHIN® 113 XYV		570.70	8.10	671254036826
3050300	DOLPHIN® 115	24" Rough In	546.50	7.90	671254036833
3050335	DOLPHIN® 115 XYV		536.10	8.60	671254036864
3050336	DOLPHIN® 115 GJ XYV		611.60	8.40	671254241619
3050400	DOLPHIN® 116	27" Rough In	623.30	8.50	671254036888

Dolphin® Urinal flushometers

Slow closing specialty flushometer recommended for shipboard applications, salt water applications. Includes metal lever handle, vandal resistant stop cap, vacuum breaker flush connection, spud coupling and flange as standard. Flushometer DOES NOT require water pressure to positively shut off.

3052400	DOLPHIN® 180	11-1/2" Rough In	574.65	7.80	671254037151
3052600	DOLPHIN® 186-1	11-1/2" Rough In	526.75	7.90	671254037212
3952614	DOLPHIN® 186-1 GJ	11-1/2" Rough In	546.50	7.50	671254052635
3952612	DOLPHIN® 186-1 GJ XYV		585.15	7.40	671254052628

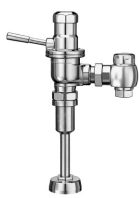
Dolphin® Federal Specification flushometers

Slow closing specialty flushometer recommended for shipboard applications, salt water applications. Includes metal lever handle, vandal resistant stop cap, vacuum breaker flush connection, spud coupling and flange as standard. Flushometer DOES NOT require water pressure to positively shut off.

3057002	DOLPHIN® Type 1 Class B		502.80	7.00	671254037335
3057050	DOLPHIN® Type 2 Class B		652.70	7.00	671254037373
3057005	DOLPHIN® Type 1 Class A		513.25	7.00	671254037359
3057053	DOLPHIN® Type 2 Class A		615.50	7.00	671254037403
3057004	DOLPHIN® Type 1 Class A	w/Sil-Braze Adapter	632.35	7.50	671254037342
3057051	DOLPHIN® Type 2 Class A	w/Sil-Braze Adapter	700.55	7.50	671254037380
3057006	DOLPHIN® Type 1 Class B	w/Sil-Braze Adapter	671.25	7.00	671254037366
3050135	DOLPHIN® 110 XYV		516.45	8.00	671254036727
3050435	DOLPHIN® 115 XYV	H-551-A 4-1/16" (Special)	596.80	8.00	671254036901
3052635	DOLPHIN® 186-1 XYV		563.40	8.00	671254037243
3950140	DOLPHIN® 3.5C	Ground Joint Tailpiece & VB	584.80	5.10	671254223134
3950141	DOLPHIN® 3.5C	Adjustable Tailpiece & VB	563.35	6.60	671254052529
3950143	DOLPHIN® 1.0U	Adjustable Tailpiece & VB	563.35	6.40	671254052543



DOLPHIN 110



DOLPHIN 186



DOLPHIN TYPE 1 CLASS A

**Contact Your Local Sloan Representative

Pricing subject to change without notice. For most current pricing, refer to online price sheets at www.sloan.com

Code Number	Product Number	Description	List Price \$	Est. Wt. (lbs.)	UPC Code
Act-O-Matic® Showerheads – Standard Models					
Spring-loaded, self-cleaning spray disc, pressure compensating flow control, universal ball joints, thumb screw volume control on AC-11.					
4020130	AC-11-2.0 CP	Watersense Certified 2.0 GPM with volume control	107.90	1.30	671254339057
4020100	AC-11-2.5	2.5 GPM with volume control	107.90	1.30	671254112223
4021030	AC-51-2.0 CP	Watersense Certified 2.0 GPM	101.90	1.17	671254339064
4021000	AC-51-2.5	2.5 GPM	101.90	1.20	671254112179

Act-O-Matic® Showerheads – Institutional Models

Spring-loaded, self-cleaning spray disc, pressure compensating adjustable spray angle, mounting plate with vandal resistant mounting screws.

4024530	AC-450-A-2.0	Watersense Certified 2.0 GPM with vandal resistant mounting screws	250.05	3.00	671254338968
4024500	AC-450-A	2.5 GPM with vandal resistant mounting screws	250.05	3.00	671254112131
4024630	AC-460-A-2.0	Watersense Certified 2.0 GPM designed for behind the wall installation	286.80	3.00	671254338975
4024600	AC-460-A	2.5 GPM designed for behind the wall installation	286.80	3.00	671254112728

Accessories

Pipe Supports & Bumpers

0310001	J-1-A		53.50	0.10	671254011731
0310081	J-112-A		54.35	0.60	671254011861
0310083	J-212-A	1-1/2" CP 5 C to E – YK	41.35	0.50	671254011878
0310087	J-212-A	1-1/2" CP 6 C to E – YK	44.25	0.50	671254011885
0310097	J-212-A	1" IPS CP 5 C to E	65.95	0.50	671254011922
0310090	J-312-A	1-1/2" Split CP 5 C to E – YJ	49.75	0.50	671254011892
0310092	J-312-A	1-1/2" Split CP 6 C to E – YJ	65.95	0.50	671254011908
0310095	J-312-A	1" IPS Split CP 5 C to E	65.95	0.50	671254011915

Sweat Solder Adapter Kits

33308782	H-633-AA		10.90	0.30	671254117389
3308785	H-634-AA		10.90	0.30	671254117464
3308788	H-636-AA		10.90	0.30	671254117396
3308603	H-532		4.80	0.10	671254042698
3308780	H-533-AS		10.90	0.30	671254042735
3308783	H-534-AS		10.90	0.30	671254042742
3308607	H-535		4.80	0.10	671254042704
3308786	H-536-AS		10.90	0.30	671254042759

Easy Access Wall Panel-Manual flushometers Only

0334030	WB-1-A	Wall Box Assembly (B/P #24508)	262.30	6.50	671254058385
---------	--------	--------------------------------	--------	------	--------------



AC-11



AC-460



J-1-A



WB-1-A

**Contact Your Local Sloan Representative

Pricing subject to change without notice. For most current pricing, refer to online price sheets at www.sloan.com

This page intentionally left blank.

Code Number	Product Number	Description	List Price \$	Est. Wt. (lbs.)	UPC Code
Manual Repair Parts and Kits					
3301500	A-1037-A	Repair Kit Royal® 1.5 gpf/5.7 Lpf Urinal-Dual-Filtered By-Pass	51.40	0.38	671254219540
3301120	A-1037-A-BX	Repair Kit Royal® 1.5 gpf/5.7 Lpf Urinal-Boxed	51.40	0.28	671254257504
3301501	A-1038-A	Repair Kit Royal® 3.5 gpf/13.2 Lpf Closet-Dual-Filtered By-Pass	51.40	0.38	671254219519
3301121	A-1038-A-BX	Repair Kit Royal® 3.5 gpf/13.2 Lpf Closet-Boxed	51.40	0.28	671254258013
3301502	A-1041-A	Repair Kit Royal® 1.6 gpf/6.0 Lpf Closet-Dual-Filtered By-Pass	51.40	0.38	671254219526
3301122	A-1041-A-BX	Repair Kit Royal® 1.6 gpf/6.0 Lpf Closet-Boxed	51.40	0.28	671254258020
3301503	A-1042-A	Repair Kit Royal® 1.0 gpf/3.8 Lpf Urinal-Dual-Filtered By-Pass	51.40	0.38	671254219557
3301123	A-1042-A-BX	Repair Kit Royal® 1.0 gpf/3.8 Lpf Urinal-Boxed	51.40	0.28	671254258037
3301504	A-1043-A	Repair Kit Royal® 0.5 gpf/1.9 Lpf Urinal-Dual-Filtered By-Pass	51.40	0.38	671254219564
3301124	A-1043-A-BX	Repair Kit Royal® 0.5 gpf/1.9 Lpf Urinal-Boxed	51.40	0.28	671254258044
3301505	A-1044-A	Repair Kit Royal® 2.4 gpf/9.0 Lpf Closet-Dual-Filtered By-Pass	51.40	0.38	671254219533
3301125	A-1044-A-BX	Repair Kit Royal® 2.4 gpf/9.0 Lpf Closet-Boxed	51.40	0.28	671254258051
3301506	A-1045-A	Repair Kit Royal® 1.28 gpf/4.8 Lpf Closet Dual-Filtered By Pass	51.40	0.28	671254224605
3301119	A-1045-A-BX	Repair Kit Royal® 1.28 gpf/4.8 Lpf Closet-Boxed	51.40	0.28	671254351660
3301142	A-1047-A-BX	Repair Kit Royal® 0.25 gpf/1.0 Lpf Urinal	51.40	0.44	671254373860
3301143	A-1050-A-BX	Repair Kit Royal® 0.125 gpf/0.5 Lpf Urinal	51.40	0.44	671254378735
5301283	A-108	Filter Ring – for Pre-1964 Valve Bodies – Qty Pack only (6/pack)	5.00	0.02	671254214040
0301275	A-109	Plier Wrench 12”	223.90	1.56	671254211728
0301075PK	A-11	Inside Cover (prior 1971)	9.05	0.09	671254000513
3301070	A-1101-A	Rebuild Kit 1.6 gpf/6.0 Lpf Closet Exposed	60.50	0.48	671254146907
3301150	A-1101-A-BX	Rebuild Kit 1.6 gpf/6.0 Lpf Closet Exposed – Boxed	60.50	0.48	671254258068
3301071	A-1102-A	Rebuild Kit 3.5 gpf/13.2 Lpf Closet Exposed	60.50	0.48	671254146914
3301151	A-1102-A-BX	Rebuild Kit 3.5 gpf/13.2 Lpf Closet Exposed – Boxed	60.50	0.48	671254258075
3301072	A-1103-A	Rebuild Kit 2.4 gpf/9.0 Lpf Closet Exposed	60.50	0.48	671254146921
3301152	A-1103-A-BX	Rebuild Kit 2.4 gpf/9.0 Lpf Closet Exposed – Boxed	60.50	0.48	671254258082
3301076	A-1104-A	Rebuild Kit 1.28 gpf/4.8 Lpf Closet Exposed	60.50	0.48	671254409323
3301157	A-1104-A-BX	Rebuild Kit 1.28 gpf/4.8 Lpf Closet Exposed- Boxed	60.50	0.48	671254409705
3301073	A-1106-A	Rebuild Kit 0.5 gpf/1.9 Lpf Urinal Exposed	60.50	0.48	671254146938
3301153	A-1106-A-BX	Rebuild Kit 0.5 gpf/1.9 Lpf Urinal Exposed – Boxed	60.50	0.48	671254258099
3301074	A-1107-A	Rebuild Kit 1.0 gpf/3.8 Lpf Urinal Exposed	60.50	0.48	671254146945
3301154	A-1107-A-BX	Rebuild Kit 1.0 gpf/3.8 Lpf Urinal Exposed – Boxed	60.50	0.48	671254258105
3301075	A-1108-A	Rebuild Kit 1.5 gpf/5.7 Lpf Urinal Exposed	60.50	0.48	671254146952
3301155	A-1108-A-BX	Rebuild Kit 1.5 gpf/5.7 Lpf Urinal Exposed – Boxed	60.50	0.48	671254258112
3301085	A-1201-A	Rebuild Kit 1.6 gpf/6.0 Lpf Closet Concealed	60.50	0.48	671254145856
3301084	A-1202-A	Rebuild Kit 3.5 gpf/13.2 Lpf Closet Concealed	60.50	0.48	671254145849
3301088	A-1203-A	Rebuild Kit 2.4 gpf/9.0 Lpf Closet Concealed	60.50	0.48	671254206199
3301090	A-1204-A	Rebuild Kit 1.28 gpf/4.8 Lpf Closet Concealed	60.50	0.48	671254421806
3301087	A-1206-A	Rebuild Kit 0.5 gpf/1.9 Lpf Urinal Concealed	60.50	0.48	671254145870
3301086	A-1207-A	Rebuild Kit 1.0 gpf/3.8 Lpf Urinal Concealed	60.50	0.48	671254145863
3301083	A-1208-A	Rebuild Kit 1.5 gpf/5.7 Lpf Urinal Concealed	60.50	0.48	671254145832
3301184	A-1121-A	Royal® Tune Up Kit 1.6 gpf/6.0 Lpf Closet Exposed	64.85	0.50	671254444584
3301185	A-1122-A	Royal® Tune Up Kit 3.5 gpf/13.2 Lpf Closet Exposed	64.85	0.50	671254444591
3301186	A-1124-A	Royal® Tune Up Kit 1.28 gpf/4.8 Lpf Closet Exposed	64.85	0.50	671254444607
3301187	A-1125-A	Royal® Tune Up Kit 0.125 gpf/0.5 Lpf Urinal Exposed	64.85	0.50	671254444614



A-1041-A



A-109



A-1106-A

Code Number	Product Number	Description	List Price \$	Est. Wt. (lbs.)	UPC Code
3301188	A-1126-A	Royal® Tune Up Kit 0.5 gpf/1.9 Lpf Urinal Exposed	64.85	0.50	671254444621
3301189	A-1127-A	Royal® Tune Up Kit 1.0 gpf/3.8 Lpf Urinal Exposed	64.85	0.50	671254445260
3301190	A-1128-A	Royal® Tune Up Kit 1.5 gpf/5.7 Lpf Urinal Exposed	64.85	0.50	671254445277
3301191	A-1129-A	Royal® Tune Up Kit 0.25 gpf/1.0 Lpf Urinal Exposed	64.85	0.50	671254445284
0301630	A-124	Strap Wrench	87.70	0.82	671254227552
5301111	A-15-A	Molded Disc – Quantity Pack only (12/pack)	6.10	1.56	671254044760
5301031	A-151-A	Low Consumption Guide (1.6 gpf/6 Lpf) Closet – Qty Pk only (12/pack)	13.15	1.13	671254045620
5301032	A-152-A	Water Saver Guide (3.5 gpf/13.2 Lpf) – Qty Pack only (12/pack)	5.80	1.13	671254045668
5301155	A-155-A	Low Consumption Guide (1.0 gpf/3.8 Lpf) Urinal – Qty Pack only (12/pack)	13.15	0.10	671254128101
5301188	A-156-A	Diaphragm – Regal – Quantity Pack only (12/pack)	7.15	1.13	671254044739
5301189	A-156-AA	Diaphragm Repair Kit – Quantity Pack only (6/pack)	14.80	1.25	671254044722
5301157	A-157-A	Repair Kit 0.5 gpf/1.9 Lpf Guide Assembly – Quantity Pack only (12/pack)	13.15	0.04	671254132177
5301236	A-163-A	Guide – Quantity Pack only (12/pack)	5.80	0.10	671254044715
0301104	A-175-A	Low Pressure Guide	18.10	0.06	671254000568
5301058	A-19-AC	Closet Relief Valve, White – Quantity Pack only (12/pack)	7.15	0.80	671254044784
0301132PK	A-19-ACM	Closet Metal (Brass) Relief Valve	17.55	0.15	671254145382
0301143PK	A-19-AL	Closet Relief Valve, Blue LC 2.4 gpf/9.0 Lpf	7.15	0.70	671254221482
5301211	A-19-ALC	Relief Valve, Green (Closet/Urinal-LC) – Quantity Pack only (12/pack)	7.15	0.80	671254127623
0301178PK	A-19-ALCM	Closet Metal (Brass) Relief Valve LC	17.55	0.15	671254130340
5301059	A-19-AU	Urinal Relief Valve, Black – Quantity Pack only (12/pack)	7.15	0.80	671254044777
0301131	A-19-AUM	Urinal Metal (Brass) Relief Valve	17.55	0.15	671254000643
0301298PK	A-206	Royal II® Cover	87.75	0.71	671254269033
5301137	A-30	Gasket – Quantity Pack only (30/pack)	0.70	0.10	671254044814
5301139	A-31	Handle Gasket – Quantity Pack only (48/pack)	0.70	0.10	671254044821
5301140	A-31-P	Pedal Handle Gasket – Quantity Pack only (48/pack)	0.70	0.10	671254044838
3301035	A-35-A	Repair Kit (Hot Water) Prison Lavatory	33.15	0.38	671254039414
3301036	A-36-A	Repair Kit Regal® 4.5 gpf/16.9 Lpf Closet	26.85	0.38	671254039421
3301037	A-37-A	Repair Kit Regal® 1.5 gpf/5.7 Lpf Urinal	26.85	0.38	671254039438
3301038	A-38-A	Repair Kit Regal® 3.5 gpf/13.2 Lpf Closet	26.85	0.38	671254039445
3301039	A-39-A	Repair Kit Regal® 4.5 gpf Pedal Closet	33.60	0.40	671254039452
0301077PK	A-4	Continental® Cover	33.00	0.61	671254000520
3301040	A-40-A	Repair Kit Regal® 1.5 gpf/5.7 Lpf Pedal Urinal	33.60	0.40	671254039469
3301041	A-41-A	Repair Kit Regal® 1.6 gpf/6.0 Lpf Closet LC	36.75	0.35	671254039476
3301044	A-42-A	Repair Kit Regal® 1.0 gpf/3.8 Lpf Urinal LC	36.75	0.37	671254045705
3301081	A-43-A	Repair Kit Regal® 0.5 gpf/1.9 Lpf Urinal	36.75	0.38	671254130609
3301024	A-44-A	Repair Kit Regal® 2.4 gpf/9.0 Lpf Closet	36.75	0.38	671254124851
0301255	A-50	Wrench	56.05	1.12	671254001053
5301170	A-56-A	Diaphragm w/A-29 – Quantity Pack only (48/pack)	7.55	1.13	671254044753
5301176	A-56-AA	Diaphragm Repair Kit w/A-29 – Old Style pre-1965 – Quantity Pack only (6/pack)	16.15	1.25	671254044746
0301082PK	A-6	Handle Coupling CP	7.30	0.07	671254000537
0301083PK	A-6	Handle Coupling RB	6.65	0.07	671254000537
0301168	A-71	Inside Cover	9.05	0.09	671254000803
0301221	A-71	Continental® Inside Cover	11.65	0.08	671254000926
0301173PK	A-72	Outside Cover RB	27.10	0.73	671254000834
0301172PK	A-72	Outside Cover CP	29.50	0.73	671254000834



A-19-AC



A-37-A




A-56-A



B-12-A

Code Number	Product Number	Description	List Price \$	Est. Wt. (lbs.)	UPC Code
0302116	B-12-A	Handle 3-3/4" LDIM CP	106.65	1.45	671254001794
0302124	B-12-A	Handle 4-3/4" LDIM CP	112.10	1.57	671254001800
0302131	B-12-A	Handle 5-3/4" LDIM CP	117.50	1.73	671254001817
0302138	B-12-A	Handle 6-3/4" LDIM CP	122.95	1.85	671254001824
0302146	B-12-A	Handle 7-3/4" LDIM CP	128.30	1.99	671254001831
0302152	B-12-A	Handle 8-3/4" LDIM CP	133.70	2.13	671254001848
0302158	B-12-A	Handle 9-3/4" LDIM CP	139.00	2.24	671254001862
0302159	B-12-A	Handle 10-3/4" LDIM CP	145.00	2.49	671254001879
0302164	B-12-A	Handle 11-3/4" LDIM CP	149.80	2.63	671254001886
0302165	B-12-A	Handle 12-3/4" LDIM CP	155.10	2.80	671254001893
0302167	B-12-A	Handle 13-3/4" LDIM CP	160.65	2.94	671254001916
0302169	B-12-A	Handle 14-3/4" LDIM CP	165.95	3.09	671254001923
0302171	B-12-AWB	Handle 3-3/4" LDIM CP for Wall Box	141.45	1.45	671254221529
0302172	B-12-AWB	Handle 4-3/4" LDIM CP for Wall Box	146.90	1.57	671254221536
0302173	B-12-AWB	Handle 5-3/4" LDIM CP for Wall Box	152.25	1.73	671254221543
0302174	B-12-AWB	Handle 6-3/4" LDIM CP for Wall Box	157.55	1.85	671254221550
0302175	B-12-AWB	Handle 7-3/4" LDIM CP for Wall Box	163.00	1.99	671254221567
0302176	B-12-AWB	Handle 8-3/4" LDIM CP for Wall Box	168.40	2.13	671254221574
0302177	B-12-AWB	Handle 9-3/4" LDIM CP for Wall Box	173.70	2.24	671254221581
0302178	B-12-AWB	Handle 10-3/4" LDIM CP for Wall Box	179.05	2.49	671254221598
0302192	B-15-A	Filler Rod 3-3/4" LDIM	9.60	0.04	671254001930
0302197	B-15-A	Filler Rod 4-3/4" LDIM	10.00	0.05	671254001947
0302201	B-15-A	Filler Rod 5-3/4" LDIM	10.60	0.06	671254001954
0302208	B-15-A	Filler Rod 6-3/4" LDIM	11.00	0.07	671254002012
0302211	B-15-A	Filler Rod 7-3/4" LDIM	11.65	0.09	671254002036
0302216	B-15-A	Filler Rod 8-3/4" LDIM	12.15	0.10	671254002043
0302219	B-15-A	Filler Rod 9-3/4" LDIM	12.75	0.13	671254002050
0302223	B-15-A	Filler Rod 10-3/4" LDIM	13.20	0.14	671254002067
0302226	B-15-A	Filler Rod 11-3/4" LDIM	13.60	0.15	671254002074
0302232	B-15-A	Filler Rod 13-3/4" LDIM	14.75	0.17	671254002128
0302233	B-15-A	Filler Rod 14-3/4" LDIM	15.35	0.18	671254002135
0302301	B-15-A	Filler Rod 12-3/4" LDIM	14.15	0.16	671254002425
0302252	B-23	SPL VR Flange for Wall Box	43.05	0.18	671254002289
0302248PK	B-23	Wall Flange 2-3/4"	18.85	0.18	671254002265
0302260PK	B-24	Locknut RB	7.55	0.24	671254002302
5302274	B-32	Grip CP – Quantity Pack only (12/pack)	9.75	3.57	671254044845
5302279	B-32-A	Handle Assembly – Quantity Pack only (6/pack)	16.95	3.18	671254044708
5302297	B-39	Seal – Quantity Pack only (12/pack)	1.30	0.04	671254044685
3302304	B-40-A	Handle Repair Kit	151.70	0.37	671254040205
5302305	B-50-A	Handle Repair Kit – Quantity Pack only (6/pack)	4.50	0.60	671254044692
3302306	B-51-A	Handle Repair Kit	8.70	0.03	671254131774
3302003	B-51-A-BX	Handle Repair Kit – Boxed	8.70	0.10	671254267466
0302013PK	B-6	Socket 3-3/4" LDIM RB	38.15	0.32	671254001329
0302037PK	B-6-A	Socket 4-3/4" LDIM RB	43.05	0.44	671254001350
0302039PK	B-6-A	Socket 4-3/4" LDIM CP for Wall Box	77.70	0.42	671254001374



B-15-A



B-23



B-32-A



B-51-A

Code Number	Product Number	Description	List Price \$	Est. Wt. (lbs.)	UPC Code
0302042PK	B-6-A	Socket 5-3/4" LDIM RB	48.00	0.56	671254001381
0302045PK	B-6-A	Socket 5-3/4" LDIM CP for Wall Box	82.80	0.56	671254221499
0302050PK	B-6-A	Socket 6-3/4" LDIM RB	53.10	0.68	671254001404
0302052PK	B-6-A	Socket 6-3/4" LDIM CP for Wall Box	87.90	0.68	671254001411
0302054PK	B-6-A	Socket 7-3/4" LDIM RB	58.15	0.80	671254001435
0302056PK	B-6-A	Socket 7-3/4" LDIM CP for Wall Box	92.75	0.80	671254221505
0302059PK	B-6-A	Socket 8-3/4" LDIM RB	63.15	0.92	671254001466
0302062PK	B-6-A	Socket 8-3/4" LDIM CP for Wall Box	97.90	0.92	671254001473
0302063PK	B-6-A	Socket 9-3/4" LDIM RB	68.20	1.02	671254001480
0302065PK	B-6-A	Socket 9-3/4" LDIM CP for Wall Box	102.90	1.03	671254001497
0302067PK	B-6-A	Socket 10-3/4" LDIM CP for Wall Box	108.05	1.28	671254001503
0302069PK	B-6-A	Socket 10-3/4" LDIM RB	73.25	1.26	671254001510
0302072PK	B-6-A	Socket 11-3/4" LDIM CP for Wall Box	113.05	1.43	671254001534
0302074PK	B-6-A	Socket 11-3/4" LDIM RB	78.25	1.38	671254001558
0302076PK	B-6-A	Socket 12-3/4" LDIM CP for Wall Box	118.00	1.57	671254001565
0302077PK	B-6-A	Socket 12-3/4" LDIM RB	83.35	1.54	671254001572
0302080PK	B-6-A	Socket 13-3/4" LDIM RB	88.35	1.67	671254001602
0302081	B-6-A	Socket 14-3/4" LDIM RB	93.40	1.80	671254001619
0302082PK	B-6-A	Socket 14-3/4" LDIM CP for Wall Box	128.10	1.85	671254221512
0302085PK	B-6-A	Socket 13-3/4" LDIM CP for Wall Box	123.10	1.73	671254142541
0302109	B-7-A	Socket CP	7.30	0.12	671254001756
0302390	B-73-A	Handle Assembly CP (ADA compliant)	22.50	0.57	671254056671
3302002	B-73-A-BX	Handle Assembly CP (ADA compliant) – Boxed	22.50	0.59	671254267459
0302330	B-73-A-SG	Handle Assembly CP (ADA compliant) w/Sani-Guard	51.95	0.52	671254337510
0302389PK	B-74	CP Grip (ADA Compliant)	13.60	0.37	671254056664
0302370	B-93-ANS	Handle Assembly ADA 20% Nickel	44.25	0.57	671254132795
0302375	B-95-A	Royal II® Handle Assembly	68.80	0.69	671254257436
3303347	C-1000-A	3" Push Button Replacement Kit for C-42-A PB Assembly	32.30	0.44	671254040366
0303002PK	C-2	Push Button (only) CP	12.15	0.13	671254002500
0303009	C-2-A	Push Button Assembly CP	24.95	0.32	671254002517
0303155PK	C-23	Plunger Sleeve CP – OBSOLETE	10.70	—	—
0303174	C-25	Socket Plb CP – OBSOLETE	—	—	—
5303213	C-29	Pin RB – OBSOLETE	—	—	—
0303289	C-33-A	Pedal Assembly Push Button	136.85	1.10	671254003675
0303290	C-33-A	Pedal Handle Assembly Push Button – OBSOLETE	—	—	—
0303293	C-34	Pedal CP	60.15	0.35	671254003699
0303295	C-34	Pedal Handle CP – OBSOLETE	67.30	—	—
5303298	C-35	Screw CP – Quantity Pack only (12/pack)	1.30	0.01	671254044869
0303303	C-40	Pedal Flange w/Set Screw CP	99.90	0.38	671254003736
0303308	C-40-A	Pedal Assembly 3-3/4" LDIM CP	192.75	1.71	671254003750
0303310	C-40-A	Pedal Assembly 4-3/4" LDIM CP	199.65	1.86	671254003774
0303312	C-40-A	Pedal Assembly 5-3/4" LDIM CP	189.90	2.01	671254003798
0303315	C-40-A	Pedal Assembly 6-3/4" LDIM CP	213.50	2.16	671254003811
0303321	C-40-A	Pedal Assembly 7-3/4" LDIM CP	220.70	2.31	671254003835
0303323	C-40-A	Pedal Assembly 8-3/4" LDIM CP	227.50	2.46	671254003859



B-73-A-SG



B-74



C-34



C-43-A

Code Number	Product Number	Description	List Price \$	Est. Wt. (lbs.)	UPC Code
0303328	C-40-A	Pedal Assembly 9-3/4" LDIM CP	234.55	2.61	671254003873
0303330	C-40-A	Pedal Assembly 10-3/4" LDIM CP	241.40	2.75	671254003897
0303351	C-42-A	3" Button Assembly CP for Exposed Valve	36.40	0.81	671254003996
5303354	C-43	Screw – Quantity Pack only (6/pack)	2.60	0.01	671254044876
0303360	C-43-A	3" Push Button Assembly 3-3/4" LDIM CP	161.05	1.20	671254004023
0303361	C-43-A	3" Push Button Assembly 4-3/4" LDIM CP	166.60	1.52	671254004030
0303362	C-43-A	3" Push Button Assembly 5-3/4" LDIM CP	172.15	1.84	671254004047
0303363	C-43-A	3" Push Button Assembly 6-3/4" LDIM CP	177.75	2.16	671254004054
0303364	C-43-A	3" Push Button Assembly 7-3/4" LDIM CP	183.40	2.48	671254004061
0303365	C-43-A	3" Push Button Assembly 8-3/4" LDIM CP	188.90	2.80	671254004078
0303367	C-43-A	3" Push Button Assembly 9-3/4" LDIM CP	194.45	3.12	671254004085
0303369	C-43-A	3" Push Button Assembly 10-3/4" LDIM CP	199.90	3.44	671254004092
0303359	C-43-AWB	3" Push Button Assembly 3-3/4" LDIM CP for Wall Box	195.75	1.20	671254206045
0303375	C-43-AWB	3" Push Button Assembly 4-3/4" LDIM CP for Wall Box	201.30	1.52	671254221659
0303376	C-43-AWB	3" Push Button Assembly 5-3/4" LDIM CP for Wall Box	206.95	1.84	671254221666
0303377	C-43-AWB	3" Push Button Assembly 6-3/4" LDIM CP for Wall Box	212.40	2.16	671254221697
0303378	C-43-AWB	3" Push Button Assembly 7-3/4" LDIM CP for Wall Box	218.05	2.48	671254221703
0303379	C-43-AWB	3" Push Button Assembly 8-3/4" LDIM CP for Wall Box	223.60	2.80	671254221710
0303380	C-43-AWB	3" Push Button Assembly 9-3/4" LDIM CP for Wall Box	229.10	3.12	671254221727
0303381	C-43-AWB	3" Push Button Assembly 10-3/4" LDIM CP for Wall Box	234.65	3.44	671254221734
0303382	C-43-AWB	3" Push Button Assembly 11-3/4" LDIM CP for Wall Box	240.15	3.81	671254141834
0303383	C-43-AWB	3" Push Button Assembly 12-3/4" LDIM CP for Wall Box	245.75	4.08	671254221741
3303393	C-61-A	Repair Kit for Exposed Seat Operated Valve	11.65	0.16	671254040380
3303394	C-62-A	Repair Kit for Concealed Seat Operated Valve	21.55	0.20	671254040397
3303396	C-64-A	Repair Kit for Exposed 3" Push Button	10.30	0.16	671254045729
3303398	C-70-A	Repair Kit for C-9-A PB Assembly	8.70	0.18	671254040434
0303036	C-9-A	Push Button Assembly 3-3/4" LDIM CP	111.10	1.23	671254002623
0303054	C-9-A	Push Button Assembly 4-3/4" LDIM CP	116.50	1.33	671254002654
0303064	C-9-A	Push Button Assembly 5-3/4" LDIM CP	121.85	1.53	671254002678
0303074	C-9-A	Push Button Assembly 6-3/4" LDIM CP	127.20	1.63	671254002692
0303087	C-9-A	Push Button Assembly 7-3/4" LDIM CP	132.60	1.73	671254002739
0303095	C-9-A	Push Button Assembly 8-3/4" LDIM CP	137.95	1.90	671254002777
0303108	C-9-A	Push Button Assembly 9-3/4" LDIM CP	143.10	2.10	671254002876
0303117	C-9-A	Push Button Assembly 10-3/4" LDIM CP	148.75	2.25	671254002937
0303124	C-9-A	Push Button Assembly 11-3/4" LDIM CP	154.05	2.35	671254002982
0303129	C-9-A	Push Button Assembly 12-3/4" LDIM CP	159.45	2.60	671254003002
0303135	C-9-A	Push Button Assembly 13-3/4" LDIM CP	164.80	2.75	671254003040
0303137	C-9-A	Push Button Assembly 14-3/4" LDIM CP	170.20	2.85	671254003057
0303037	C-9-AWB	Push Button Assembly 3-3/4" LDIM CP for Wall Box	145.80	1.23	671254002630
0303043	C-9-AWB	Push Button Assembly 4-3/4" LDIM CP for Wall Box	151.20	1.33	671254002647
0303068	C-9-AWB	Push Button Assembly 5-3/4" LDIM CP for Wall Box	156.45	1.53	671254221604
0303081	C-9-AWB	Push Button Assembly 6-3/4" LDIM CP for Wall Box	161.90	1.63	671254002722
0303091	C-9-AWB	Push Button Assembly 7-3/4" LDIM CP for Wall Box	167.30	1.73	671254002760
0303096	C-9-AWB	Push Button Assembly 8-3/4" LDIM CP for Wall Box	172.70	1.90	671254002784
0303104	C-9-AWB	Push Button Assembly 14-3/4" LDIM CP for Wall Box	204.95	2.85	671254221611



C-61-A



C-70-A



C-9-A

Code Number	Product Number	Description	List Price \$	Est. Wt. (lbs.)	UPC Code
0303105	C-9-AWB	Push Button Assembly 9-3/4" LDIM CP for Wall Box	178.10	2.10	671254002845
0303115	C-9-AWB	Push Button Assembly 10-3/4" LDIM CP for Wall Box	183.50	2.25	671254002920
0303118	C-9-AWB	Push Button Assembly 12-3/4" LDIM CP for Wall Box	194.05	2.60	671254221628
0303122	C-9-AWB	Push Button Assembly 11-3/4" LDIM CP for Wall Box	188.90	2.35	671254002968
0303143	C-9-AWB	Push Button Assembly 13-3/4" LDIM CP for Wall Box	199.55	2.75	671254221635
5314092	CN-1000-A	Reg. Screw Kit (Crown®) – Quantity Pack only (6/pack)	8.70	0.10	671254115613
0314016	CN-1002-A	Closet Piston with Main Seat	63.45	0.28	671254012431
0314017	CN-1003-A	Urinal Piston with Main Seat	63.45	0.50	671254012448
5314094	CN-1004-A	Piston Rebuilding Kit – Quantity Pack only (6/pack)	56.80	0.10	671254115323
5314184	CN-1006-A	Shower Piston Rebuilding Kit – Quantity Pack only (6/pack)	36.60	0.20	671254115316
5314010	CN-1007-A	Cap & Screw Repair Kit – Quantity Pack only (6/pack)	2.00	0.01	671254115538
3314015	CN-1008-A	Reg. Screw Repair Kit	14.30	0.24	671254115330
0314191	CN-1009-A	Shower Piston Main Seat	82.00	0.35	671254046498
5314050	CN-1010-A	Washer Repair Kit – Quantity Pack only (6/pack)	16.60	0.01	671254115231
5314236	CN-105	Cover Gasket – Quantity Pack only (24/pack)	1.15	0.01	671254114586
5314226	CN-120	Relief Valve Seat – Quantity Pack only (12/pack)	1.85	0.10	671254115293
0314223PK	CN-121-A	Main Seat for Shower Piston	9.60	0.04	671254114609
0314240	CN-123-AC	Closet Guide Assembly	27.40	0.30	671254115279
0314242	CN-123-AU	Urinal Guide Assembly	27.40	0.30	671254115262
0314082	CN-15	Top Plate	5.80	0.01	671254125605
0314179PK	CN-15-A	Top Plate for Shower	10.60	0.06	671254115415
0314228	CN-160	Piston Body only	12.15	0.05	671254115286
5314200	CN-17	Top Plate Screws – Quantity Pack only (24/pack)	0.80	0.01	671254115309
0314078	CN-18-A	Relief Valve Assembly	10.30	0.07	671254012486
0314234PK	CN-21-A	Main Seat	13.15	0.03	671254114616
0314204PK	CN-57	Xpelor®	2.15	0.08	671254221901
0314189	CN-66-A	Guide to Shower Piston	21.60	0.28	671254057845
5314188	CN-68-A	Single Lip Cup – Quantity Pack only (12/pack)	5.80	0.03	671254115408
5314243	CN-76	Cover Gasket – Quantity Pack only (24/pack)	1.15	0.03	671254115392
0314229	CN-86-A	Cover Assembly CP w/CN-105 Gasket	102.45	0.80	671254248939
30314230	CN-86-A	Cover Assembly RB w/CN-105 Gasket	93.25	0.80	671254248946
3332003	CR-1004-A	Crown® Piston Kit – 1.6 gpf/6.0 Lpf Water Closet	70.85	.23	671254272323
3332004	CR-1005-A	Crown® Piston Kit – 1.0 gpf/3.8 Lpf Urinal	70.85	.23	671254272330
3332005	CR-1006-A	Crown® Piston Kit – 0.5 gpf/1.9 Lpf Urinal	70.85	.23	671254272347
3332000	CR-1008-A	Crown® Flange Kit 3/4" CP	22.55	0.14	671254262591
3332001	CR-1009-A	Crown® Flange Kit 1-1/4" CP	22.55	0.20	671254262607
3332002	CR-1010-A	Crown® Flange Kit 1-1/2" CP	22.55	0.21	671254262713
3332013	CR-1011-A	Crown® Piston Kit – 1.28 gpf/4.8 Lpf Water Closet	70.85	0.23	671254394506
3332016	CR-1014-A	Crown® Piston Kit – 0.125 gpf/0.5 Lpf Urinal	72.25	0.23	671254413115
3332017	CR-1015-A	Crown® Piston Kit – 0.25 gpf/1.0 Lpf Urinal	72.25	0.23	671254413009
0332006PK	CR-116	Crown® Cover CP	64.90	0.78	671254269026
0332045	CR-132-A	Crown II® Handle & Cover Trim Ring Kit CP	39.60	0.01	671254268715
0332046	CR-132-A	Crown II® Handle & Cover Trim Ring Kit PVD PB	54.70	0.01	671254268722
0332048	CR-132-A	Crown II® Handle & Cover Trim Ring Kit PVD BN	81.15	0.01	671254268746
0332049	CR-132-A	Crown II® Handle & Cover Trim Ring Kit SF	67.95	0.01	671254268753



CN-66-A



CN-86-A



CR-1009-A



DO-10

Code Number	Product Number	Description	List Price \$	Est. Wt. (lbs.)	UPC Code
0332024	CR-135-A	Crown® Nonhold Open Piston Assembly Closet 1.6 gpf/6.0 Lpf- C646	52.50	0.20	671254269057
0332025	CR-137-A	Crown® Nonhold Open Piston Assembly Urinal 1.0 gpf/3.8 Lpf	52.50	0.20	671254269064
0332026	CR-138-A	Crown® Nonhold Open Piston Assembly Urinal 0.5 gpf/1.9 Lpf	52.50	0.20	671254269071
0337007	DO-1	Cover Nut NP	15.15	0.24	671254015135
0337003PK	DO-10	Upper Body NP	75.10	1.12	671254015104
0337044	DO-1000-A	Piston w/DO-6	10.30	0.04	671254015289
3337035	DO-1001-A	Dolphin® Handle Kit	93.40	0.68	671254046382
5337011	DO-11	Cover Screws CP (4 req.) – Quantity Pack only (24/pack)	0.80	0.03	671254045453
0337031PK	DO-13-NC	Lower Body NP Closet	69.70	1.39	671254045750
0337032PK	DO-13-NU	Lower Body NP Urinal	69.70	1.39	671254045767
0337005PK	DO-14	Bushing RB	9.60	0.20	671254015111
0337009	DO-16	Spring (Compression)	14.05	0.06	671254015142
5337034	DO-17	Insert RB – Quantity Pack only (6/pack)	2.90	0.20	671254045446
0337036	DO-19-A	Seat Assembly w/ O-Ring	14.15	0.01	671254015265
5337125	DO-2	O-Ring – Seat – Quantity Pack only (6/pack)	3.30	0.10	671254045408
0337086PK	DO-22	O-Ring	1.15	—	671254015319
5337129	DO-28	Retaining Ring – Quantity Pack only (24/pack)	0.70	0.04	671254045385
5337126	DO-3	Screw RB – Quantity Pack only (6/pack)	2.90	0.03	671254045392
0337134	DO-32	Flex Sack Assembly	18.60	0.11	671254015364
0337136	DO-32-AA	Repair Kit (Sack Assembly)	24.75	0.12	671254015371
0337137	DO-32-AAN	Repair Kit (Sack Assembly & Stem)	53.25	0.12	671254015388
5337006	DO-4	Stem Nut RB – Quantity Pack only (6/pack)	2.00	0.10	671254045460
5337075	DO-6	O-Ring – Piston – Quantity Pack only (6/pack)	1.65	0.20	671254045422
5337039	DO-7	Piston Spring – Quantity Pack only (6/pack)	1.35	0.50	671254045439
0330002	DP-2-A	Drip Pocket Wall Support	99.45	0.23	671254014831
0330015	DP-4-A	Drip Pocket CP	253.50	1.64	671254014886
0330021	DP-6-A	Flush Connection CP	192.20	2.25	671254014893
0309001PK	DV-1	Diverter Valve Body CP	111.65	1.15	671254011342
0309010	DV-10	Nozzle Spray Disc	2.25	0.01	671254011403
3309035	DV-1001-A	Wall Support Kit	52.95	0.51	671254042971
3309036	DV-1002-A	Deoseptic Pivot Replacement Kit	190.25	0.75	671254042988
3309037	DV-1003-A	Pivot Replacement Kit	75.85	0.75	671254042995
3309040	DV-1004-A	Seal Set for Deoseptic Diverter	40.10	1.15	671254043008
3309048	DV-1005-A	Deoseptic Conversion Kit	276.50	2.17	671254043046
3309032	DV-1007-A	Spray Arm Repair Kit	10.00	0.17	671254042964
3309077	DV-1014-A	Short Spray Arm Replacement Kit	87.50	1.00	671254133464
0309011	DV-11	Nozzle Screen	1.85	0.01	671254011410
0309012	DV-12	Wall Flange w/Set Screw CP	28.80	0.24	671254011427
0309013PK	DV-13	Support Rod CP	16.25	0.56	671254045781
0309014PK	DV-14	Diverter Valve Seal	1.30	0.01	671254011441
0309015	DV-15	Counterbalance Spring	2.85	0.01	671254011458
0309016PK	DV-16	Diverter Valve Seal Washer	0.70	0.01	671254011465
0309002PK	DV-2	Nozzle pivot	71.35	0.35	671254011359
0309023	DV-20	O-Ring	0.70	0.01	671254011496
0309024	DV-21	Plug Button CP	7.30	0.01	671254011502



DO-22



DV-1



DV-11



DV-32-AA


Code Number	Product Number	Description	List Price \$	Est. Wt. (lbs.)	UPC Code
0309025	DV-22	O-Ring	0.70	0.01	671254011519
0309026	DV-23	Adjusting Screw RB	13.85	0.01	671254011526
0309017	DV-24	Retaining Ring	4.35	0.01	671254011472
0309018	DV-29	Solution Bottle	4.70	0.07	671254011489
0309003	DV-3	O-Ring	0.70	0.01	671254011366
3309044	DV-32-AA	Replacement Spray Arm Kit	87.50	0.70	671254043015
0309033	DV-33-A	Swivel & Ball Check Assembly CP	142.65	0.32	671254011571
0309034PK	DV-34-A	Pivot & Adapter Assembly CP	83.60	0.81	671254011588
0309036	DV-36-A	Aspirator Tube Assembly	9.60	0.04	671254011601
0309004PK	DV-4	Set Screw	1.30	0.01	671254011373
5309031	DV-50-A	O-Ring Seal Set – Quantity Pack only (12/pack)	14.40	0.40	671254045187
0309021	DV-55-A	Diverter Valve & Spray Arm Assembly CP	334.65	3.30	671254119963
0309009PK	DV-9	Spray Disc Retainer	5.80	0.06	671254011397
0306009PK	F-1	Outlet 1-1/4" x 8" CP	17.90	0.32	671254008076
0306012PK	F-1	Outlet 1-1/4" x 10" CP	20.45	0.40	671254008083
0306013PK	F-1	Outlet 1-1/4" x 12" CP	22.90	0.50	671254008090
0306034PK	F-1	Outlet 1-1/2" x 8" CP	20.30	0.39	671254008120
0306039PK	F-1	Outlet 1-1/2" x 10" CP	22.90	0.51	671254008137
0306044PK	F-1	Outlet 1-1/2" x 12" CP	25.50	0.59	671254008144
0396157PK	F-100	Outlet 1-1/2" X 5-1/2" RB w/3" score	24.00	0.25	671254016811
0396158PK	F-100	Outlet 1-1/2" X 7-1/2" RB w/3" score	28.70	0.30	671254016828
0396159PK	F-100	Outlet 1-1/2" X 9-1/2" RB w/3" score	33.30	0.40	671254016835
0396160PK	F-100	Outlet 1-1/2" X 11-1/2" RB w/3" score	38.00	0.53	671254016842
0396161PK	F-100	Outlet 1-1/2" X 9-1/2" RB w/9" score	31.35	0.45	671254222069
0396167PK	F-100	Outlet 1-1/2" X 13-1/2" RB w/3" score	42.65	0.61	671254222076
0396168	F-100	Outlet 1-1/2" X 19-1/2" RB w/3" score	56.80	0.80	671254143784
0396169PK	F-100	Outlet 1-1/2" X 23-1/2" RB w/3" score	66.05	1.06	671254143791
0396156PK	F-100	Outlet 1-1/2" X 3-1/4" RB w/3" score	19.20	0.12	671254016804
0309027PK	F-1003	Tube Gasket	2.10	0.01	671254011533
0309029PK	F-1005	Outlet Tube Flange CP	16.80	0.38	671254011557
0396060PK	F-101	Outlet 3/4" x 4-1/2"	14.05	0.14	671254016620
0396113PK	F-101	Outlet 1-1/2" x 9" CP	19.10	0.43	671254016682
0396119	F-101	Outlet 1-1/2" x 10-1/2" CP	20.30	0.47	671254016699
0396127PK	F-101	Outlet 1-1/2" x 13-1/2" CP	24.15	0.65	671254016729
0396142PK	F-101	Outlet 1-1/2" x 21-1/2" CP	40.65	0.99	671254016743
0396147PK	F-101	Outlet 1-1/2" x 24-1/2" CP	44.25	1.13	671254016767
0396163PK	F-102	Outlet 1-1/4" x 8" CP	28.05	0.14	671254016859
0396164PK	F-102	Outlet 1-1/4" x 9" CP	29.30	0.17	671254016866
0396171PK	F-102	Outlet 1-1/4" x 15" CP	36.75	0.40	671254016880
0396669PK	F-102	Outlet 1-1/2" x 8" CP	28.80	0.39	671254017702
0396670PK	F-102	Outlet 1-1/2" x 9" CP	30.55	0.44	671254017719
0396671PK	F-102	Outlet 1-1/2" x 10" CP	32.30	0.49	671254017726
0396672PK	F-102	Outlet 1-1/2" x 12" CP	35.75	0.59	671254017733
0396673PK	F-102	Outlet 1-1/2" x 13" CP	37.45	0.64	671254017740
0396679PK	F-102	Outlet 1-1/2" x 11" CP	33.85	0.54	671254017771



DV-9



F-1



F-101

Code Number	Product Number	Description	List Price \$	Est. Wt. (lbs.)	UPC Code
0396713PK	F-102	Outlet 1-1/2" x 14" CP	37.25	0.69	671254017788
0396714PK	F-102	Outlet 1-1/2" x 15" CP	40.95	0.74	671254017795
0396716PK	F-102	Outlet 1-1/2" x 16" CP	42.65	0.79	671254017818
0396265PK	F-109	Outlet 1-1/4" x 8-1/2" x 5" Bend CP	43.05	0.47	671254017252
0396283PK	F-109	Outlet 1-1/4" x 11-1/2" x 5" Bend CP	47.05	0.57	671254017283
0396288PK	F-109	Outlet 1-1/4" x 13-1/2" x 5" Bend CP	49.45	0.63	671254017306
0396289PK	F-109	Outlet 1-1/4" x 16" x 5" Bend CP	53.25	0.73	671254017313
0396290PK	F-109	Outlet 1-1/4" x 21" x 5" Bend CP	59.60	0.91	671254017320
0396291PK	F-109	Outlet 1-1/4" x 24" x 5" Bend CP	63.45	1.04	671254017337
0396293	F-109	Outlet 1-1/2" x 8-1/2" x 5" Bend CP – OBSELETE	—	—	—
0396316PK	F-109	Outlet 1-1/2" x 13" x 5" Bend CP	51.90	1.00	671254017399
0396320PK	F-109	Outlet 1-1/2" x 16" x 5" Bend CP	55.70	1.23	671254017405
0396322PK	F-109	Outlet 1-1/2" x 21" x 5" Bend CP	61.95	1.43	671254017429
0396326PK	F-109	Outlet 1-1/2" x 24" x 5" Bend CP	65.75	1.66	671254017436
0396310PK	F-109	Outlet 1-1/2" x 11-1/2" x 5" Bend CP	49.45	0.88	671254017382
0396191PK	F-110	Outlet 1-1/2" x 1-1/4" x 19"-1/2" RB w/3" score	55.95	0.67	671254141605
0396193PK	F-110	Outlet 1-1/2" x 1-1/4" x 13-1/2" RB w/3" score	41.80	0.50	671254017023
0396195PK	F-110	Outlet 1-1/2" x 1-1/4" x 3-1/4" RB w/3" score	18.40	0.36	671254017047
0396196PK	F-110	Outlet 1-1/2" x 1-1/4" x 5-1/2" RB w/3" score	23.05	0.40	671254017054
0396197PK	F-110	Outlet 1-1/2" x 1-1/4" x 7-1/2" RB w/3" score	27.75	0.45	671254017061
0396198PK	F-110	Outlet 1-1/2" x 1-1/4" x 9-1/2" RB w/3" score	32.45	0.49	671254017078
0396199PK	F-110	Outlet 1-1/2" x 1-1/4" x 11-1/2" RB w/3" score	37.15	0.53	671254017085
0396200PK	F-110	Outlet 1-1/2" x 1-1/4" x 9-1/2" RB w/9" score	30.55	0.49	671254222083
0306550	F-121-A	Low Spud Tee 3/8" RB – OBSELETE	—	—	—
0306340	F-15-A	Elbow 3/4" & Tail 3-3/4" LDIM RB	47.25	0.23	671254008724
0306341	F-15-A	Elbow 3/4" & Tail 4-3/4" LDIM CP	86.05	0.32	671254008731
0306344	F-15-A	Elbow 3/4" & Tail 5-3/4" LDIM RB	49.65	0.36	671254008755
0306350	F-15-A	Elbow 3/4" & Tail 6-3/4" LDIM RB	50.85	0.42	671254008762
0306355	F-15-A	Elbow 3/4" & Tail 7-3/4" LDIM RB	52.00	0.45	671254008779
0306358	F-15-A	Elbow 3/4" & Tail 8-3/4" LDIM RB	53.25	0.54	671254008786
0306362	F-15-A	Elbow 3/4" & Tail 9-3/4" LDIM RB	54.50	0.61	671254008793
0306366	F-15-A	Elbow 3/4" & Tail 10-3/4" LDIM RB	55.70	0.67	671254008809
0306930	F-179	Spray Head (ETF-660) 2.0 gpm/7.6 Lpm, with key – OBSELETE	—	—	—
0396525PK	F-182	Outlet Tube w /1-1/2" X 1/2" Offset	86.30	0.48	671254222090
0396530PK	F-188	Offset Outlet Tube 1-1/2" X 13-1/4" X 1" Offset	115.60	0.74	671254247420
0396532PK	F-189	Offset Outlet Tube 1-1/2" X 13-1/4" X 1-1/2" Offset	115.60	0.74	671254247413
0396534PK	F-190	Offset Outlet Tube 1-1/2" X 13-1/4" X 2" Offset	115.60	0.74	671254247437
0306045PK	F-2	Coupling Nut 1-1/2"	6.65	0.13	671254008151
0306052	F-2-A	Coupling Assembly 3/4" (19mm) CP	9.30	0.06	671254008175
0306059	F-2-A	Coupling Assembly 1-1/4" (32mm) RB	9.40	0.12	671254008236
0306060	F-2-A	Coupling Assembly 1-1/4" (32mm) CP	9.60	0.12	671254008243
0306077	F-2-A	Coupling Assembly 1" CP	9.60	0.10	671254008267
0306087	F-2-A	Coupling Assembly 1-1/2" (38mm) RB w/S-30	7.40	0.13	671254008274
0306088	F-2-A	Coupling Assembly 1-1/2" (38mm) RB	7.40	0.13	671254008281
0306091	F-2-A	Coupling Assembly 1-1/2" (38mm) RB w/S-21	7.40	0.13	671254008298



F-110



F-179



F-188



F-2-AA

Code Number	Product Number	Description	List Price \$	Est. Wt. (lbs.)	UPC Code
0306092	F-2-A	Coupling Assembly 1-1/2" (38mm) CP w/S-30	9.60	0.13	671254008304
0306093	F-2-A	Coupling Assembly 1-1/2" (38mm) CP	9.60	0.13	671254008311
0306619	F-2-AA	Two Sets F2A 1-1/2" Slip Joint Coupling RB	9.85	0.28	671254221833
0306054	F-2-AW	Coupling Assembly 3/4" (19mm) RB	7.40	0.06	671254008182
0306516	F-20-A	Spud Coupling Nut 3/4" CP	10.70	0.06	671254008878
0306524	F-20-A	Spud Coupling Nut 1-1/4" CP	10.70	0.10	671254008885
0306526	F-20-A	Spud Coupling Nut 1-1/2" CP	10.70	0.10	671254008892
0306538	F-20-A	Spud Coupling Nut 1" CP	10.70	0.14	671254008908
0396455PK	F-201	Outlet 1-1/2" x 1-1/4" x 9" CP	19.10	0.36	671254017580
0396461PK	F-201	Outlet 1-1/2" x 1-1/4" x 13-1/2" CP	22.50	0.51	671254017627
0396464PK	F-201	Outlet 1-1/2" x 1-1/4" x 21-1/2" CP	30.15	0.81	671254017641
0206146PK	F-21	Slip Joint Elbow 1-1/2" (38mm) Dbl. Male RB	22.00	0.57	671254000186
0306555	F-21-AA	Elbow w/Tail 1-1/2" x 1-1/4" 5 C to E CP	91.10	0.14	671254008939
0306558	F-21-AA	Elbow w/Tail 1-1/2" x 1-1/4" 8 C to E CP	94.90	0.18	671254008946
0306569PK	F-22	Female Outlet 1" IPS RB	31.70	0.25	671254008984
0306574	F-22-A	Union Outlet Assembly 1-1/4" IPS RB	77.70	0.63	671254009035
0306575	F-22-A	Union Outlet Assembly 1-1/2" IPS CP	85.50	0.63	671254246492
0306682	F-25-A	Slip Joint Elbow w/Tail 1-1/2" x 8" C to E RB	51.90	0.91	671254009080
0306688	F-25-A	Slip Joint Elbow w/Tail 1-1/2" x 10" C to E RB	59.85	1.00	671254009103
0306769	F-29-A	Outlet 3/4" x 7-1/2" RB	27.90	0.34	671254009202
0306773	F-29-A	Outlet 3/4" x 8-1/2" CP	36.60	0.37	671254009226
0306791	F-29-A	Outlet 3/4" x 10-1/2" RB	30.55	0.44	671254009271
5306055	F-3	Friction Ring 3/4" – Quantity Pack only (48/pack)	0.30	0.10	671254044883
5306056	F-3	Friction Ring 1" – Quantity Pack only (48/pack)	0.30	0.10	671254044890
5306057	F-3	Friction Ring 1-1/4" – Quantity Pack only (48/pack)	0.30	0.10	671254044906
5306058	F-3	Friction Ring 1-1/2" – Quantity Pack only (48/pack)	0.30	0.10	671254044913
0330004PK	F-33	Tube Extension 3/4" x 7-3/8"	29.50	0.30	671254014855
0396036	F-36-AA	Spud Reducer 3/4" to 1/2" – OBSOLETE	—	—	—
0396009	F-43-A	Outlet & Street Elbow 1" (Royal®) CP	184.80	0.83	671254016484
0396010	F-43-A	Outlet & Street Elbow 1" (Crown®) CP	184.80	0.75	671254016491
0396019	F-45-A	Flange 3/4" CP w/Set Screw	20.15	0.17	671254016514
0396020	F-45-A	Flange 1" CP w/Set Screw	20.15	0.15	671254016521
5306113	F-5	Slip Joint Gasket 3/4" – Quantity Pack only (48/pack)	0.70	0.10	671254044920
5306115	F-5	Slip Joint Gasket 1" – Quantity Pack only (48/pack)	0.70	0.10	671254044937
0306125	F-5-A	Royal® Spud Coupling Assembly 3/4" CP	17.70	0.12	671254008373
0306132	F-5-A	Royal® Spud Coupling Assembly 1" CP	17.70	0.15	671254008403
0306140	F-5-A	Royal® Spud Coupling Assembly 1-1/4" CP	17.70	0.18	671254008427
0306146	F-5-A	Royal® Spud Coupling Assembly 1-1/2" CP	17.70	0.21	671254008458
0306102	F-54-A	Spud Nut & Flange 3/4"	17.70	0.18	671254008328
0306142	F-55-A	Spud Nut & Flange 1-1/4"	17.70	0.24	671254045965
0306145	F-56-A	Spud Nut & Flange 1-1/2"	17.70	0.21	671254008441
0396202	F-66-A	Offset Outlet Tube 3/4" X 13-1/4" X 1" Offset	115.60	0.56	671254216914
0396203	F-67-A	Offset Outlet Tube 3/4" X 13-1/4" X 1-1/2" Offset	115.60	0.56	671254216921
0396204	F-68-A	Offset Outlet Tube 3/4" X 13-1/4" X 2" Offset	115.60	0.56	671254216938
0306167PK	F-7	Flat Flange 1/2" IPS CP	10.45	0.04	671254008472



F-22



F-43-A



F-45-A



F-56-A

Code Number	Product Number	Description	List Price \$	Est. Wt. (lbs.)	UPC Code
0306188PK	F-7	Flat Flange 3/4" IPS CP	10.45	0.04	671254008502
0306189PK	F-7	Spud Flange 3/4" CP	6.95	0.07	671254008519
0306191PK	F-7	Supply Flange 3/4" CP	5.60	0.07	671254008533
0306196PK	F-7	Flat Flange 1" IPS CP	5.60	0.07	671254008540
0306197PK	F-7	Spud Flange 1" CP	6.95	0.07	671254008557
0306201PK	F-7	Flat Flange 1" IPS CP	10.45	0.04	671254008564
0306204PK	F-7	Tube Flange 1-1/4" CP	7.55	0.06	671254008588
0306205PK	F-7	Supply Flange 1-1/4" CP	10.30	0.06	671254008595
0306209PK	F-7	Flat Flange 1-1/4" IPS CP	10.45	0.05	671254008618
0306237PK	F-7	Tube Flange 1-1/2" CP	7.55	0.06	671254008663
0306214PK	F-7	Spud Flange 1-1/4" CP	6.95	0.10	671254008625
0306238PK	F-7	Spud Flange 1-1/2" CP	6.95	0.10	671254008670
0306199	F-89-A	Spud Coupling Assembly 1-1/2" w/3-1/2" Flange – Regal®	25.30	0.23	671254253773
0307031	G-1000-A	Regulating Screw – OBSOLETE	—	—	—
0307044	G-1002-A	Gem Urinal Piston (formerly G-76-AU)	28.80	0.48	671254009608
0307043	G-1003-A	Gem Closet Piston (formerly G-75-AC)	28.80	0.48	671254009592
5307047	G-1005-A	Kit for Gem Noryl Piston – Quantity Pack only (6/pack)	13.85	0.40	671254045002
0307193	G-1007-A	Closet Piston Assembly 4.5 gpf/13.2 Lpf (Gem•2) w/G-21	39.05	0.48	671254057609
0307192	G-1009-A	Urinal Piston Assembly 1.5 gpf/5.7 Lpf w/G-21	39.05	0.48	671254065826
3307128	G-1011-A	Repair Kit New Style	19.55	0.06	671254042469
0307195	G-1016-A	Closet Piston Assembly 1.6 gpf/6.0 Lpf w/G-21	39.05	0.48	671254057623
0307185	G-1017-A	Piston Kit 1.0 gpf/3.8 Lpf Urinal	39.05	0.48	671254121898
3307133	G-1018-A	Piston Kit 0.5 gpf/1.9 Lpf Urinal	39.05	0.10	671254147119
3307134	G-1019-A	Piston Kit 2.4 gpf/9.0 Lpf Water Closet	39.05	0.10	671254211919
0307130	G-102	Auxiliary Valve Spring	1.30	0.01	671254046047
0307142PK	G-105	GEM•2® Cover	24.15	0.32	671254046061
0307139	G-106	Slip Disc	0.70	0.01	671254046054
5307023	G-125	Gasket – Quantity Pack only (24/pack)	1.15	0.10	671254044944
5307039	G-14-A	Molded Cup for Old Style Piston – Quantity Pack only (12/pack)	6.10	0.40	671254044951
5307040	G-14-AA	Gem Closer/Urinal Washer Set – Quantity Pack only (6/pack)	15.35	0.40	671254044678
0307100	G-143-A	Handle Assembly CP	29.45	0.50	671254259485
5307046	G-15	Top Plate – Quantity Pack only (6/pack) – OBSOLETE	—	—	—
5307052	G-21	Main Seat – Quantity Pack only (6/pack)	3.65	0.03	671254045019
0307055	G-23-A	Cover CP – OBSOLETE	—	—	—
5307057	G-24	Cover Screw CP – OBSOLETE	—	—	—
0307059	G-26-A	Cover w/Bumper CP – OBSOLETE	—	—	—
5307061	G-27	Bumper – OBSOLETE	—	—	—
0307062	G-28	Handle Socket CP – OBSOLETE	—	—	—
5307065	G-35	Gasket – Quantity Pack only (48/pack)	0.30	0.10	671254045040
0307019	G-4	Inside Cover RB – OBSOLETE	—	—	—
0307021	G-4-AC	Cover Assembly (Closet) – OBSOLETE	—	—	—
0307022	G-4-AU	Cover Assembly (Urinal) – OBSOLETE	—	—	—
5307071	G-44	Friction Ring 1-1/2" – Quantity Pack only (24/pack)	0.70	0.02	671254045064
5307074	G-50-A	Handle Repair Kit – Quantity Pack only (6/pack)	7.30	0.50	671254044661
0307105PK	G-77	Piston Cover	2.00	0.02	671254009738



F-89-A



G-15



G-4-AU

Code Number	Product Number	Description	List Price \$	Est. Wt. (lbs.)	UPC Code
5307106	G-78	Molded Cup for New Style Piston – Quantity Pack only (12/pack)	4.80	0.20	671254045101
0307210	G-85	Filter O-Ring	1.30	—	671254124592
0307123	G-90-A	Closet Relief Valve (Gem•2®) – OBSOLETE	—	—	—
0307124	G-91-A	Urinal Relief Valve (Gem•2®)	15.35	0.07	671254046023
0307116	G-95	Relief Valve Seat	2.25	0.01	671254045989
3308103	H-1000-A	Wheel Handle Stop Repair Kit 3/4" & 1/2" (H-20-A & H-28-A) – OBSOLETE	—	—	—
3308102	H-1001-A	Screw Driver Stop Repair Kit 3/4" & 1/2" (H-20-A & H-28-A) – OBSOLETE	—	—	—
3308060	H-1002-A	Wheel Handle Stop Repair Kit	15.75	0.15	671254042551
5308059	H-1003-A	Screw w/H-52 CP – Quantity Pack only (12/pack)	1.50	0.10	671254109919
3308860	H-1006-A	Control Stop Repair Kit 1 Conc WH	18.10	0.18	671254107922
3308859	H-1007-A	Control Stop Repair Kit 3/4" Conc WH	18.10	0.17	671254107939
3308790	H-1009-A	Stop Cap Kit 3/4" Vandal Resistant	12.90	0.12	671254121041
3308799	H-1009-A-BX	Stop Cap Kit 3/4" Vandal Resistant – Boxed	12.90	0.14	671254267480
3308772	H-1010-A	Stop Cap Kit 1" Vandal Resistant	12.90	0.19	671254145719
3308797	H-1010-A-BX	Stop Cap Kit 1" Vandal Resistant – Boxed	12.90	0.19	671254267473
3308872	H-1011-A	Concealed Wheel Handle Repair Kit	5.60	0.25	671254132160
5388001	H-1012-A	Socket Cap Regal® CP Vandal Resistant – Quantity Pack only (6/pack)	10.75	0.30	671254135611
3308095	H-1013-A	Stop Kit SD for H-10-A & H-15-A – OBSOLETE	—	—	—
3308096	H-1014-A	Stop Kit WH for H-10-A & H-15-A – OBSOLETE	—	—	—
5308077	H-12	Packing – Quantity Pack only (12/pack)	1.15	0.10	671254045118
5308973	H-127	Adj/GJ Tail Assembly "O" Ring – Quantity Pack only (6/pack)	2.00	0.02	671254212091
5308974	H-128	Adj/GJ Tail Assembly Stop Ring – Quantity Pack only (6/pack)	34.30	0.02	671254212107
0308976	H-130-A-1	CP Adj/GJ Tail Assembly 5" CL to CL	30.15	0.49	671254122437
0308983	H-130-A-2	CP Adj/GJ Tail Assembly 6" CL to CL	34.30	0.55	671254122451
0308984	H-130-A-3	CP Adj/GJ Tail Assembly 7" CL to CL	38.15	0.62	671254122468
0308979	H-130-A-4	CP Adj/GJ Tail Assembly 8" CL to CL	42.10	0.70	671254122444
5308156	H-37	Cap CP – Quantity Pack only (6/pack) – OBSOLETE – Replace with H-1012-A (5388001)	5.00	—	—
0308433	H-382-A	Rubber Plug– OBSOLETE	7.15	—	—
0308167	H-39	Bonnet CP Loose Key	10.85	0.34	671254010253
0308170	H-39	Bonnet RC Wheel Handle – OBSOLETE – Replace with H-39 (0308170)	21.85	—	—
0308176	H-39-ASD	Bonnet Repair Kit for H-40-A 1" & 3/4" SD	58.15	0.56	671254010277
0308175	H-39-AWH	Bonnet Repair Kit for H-40-A 1" & 3/4" WH	63.00	0.56	671254010260
0308434PK	H-439	Bonnet CP Loose Key	42.65	0.34	671254221857
0308435PK	H-439	Bonnet RC Wheel Handle – OBSOLETE – Replace with H-439 (0308434PK)	19.20	—	—
0308428	H-439-A	Bonnet Repair Kit 1" CP LK w/H-37	58.15	0.46	671254010451
0308432	H-439-A-U	Bonnet Repair Kit 3/4" CP LK w/H-37	58.15	0.56	671254010468
3308277	H-47-ASD	Screw Driver Stop Repair Kit 1 & 3/4" (H-40 & H-45)	41.50	0.21	671254042629
3308278	H-47-AWH	Wheel Handle Stop Repair Kit 1 & 3/4" (H-40 & H-45)	54.50	0.25	671254042636
0308489	H-482-A	Rubber Plug 1"	3.85	0.04	671254010505
3308453	H-482-ASD	Screw Driver Stop Repair Kit 1 (H-440 & H-445)	22.00	0.21	671254042674
3308454	H-482-AWH	Wheel Handle Stop Repair Kit 1 (H-440 & H-445) – OBSOLETE	—	—	—
0308490	H-484-A	Rubber Plug 3/4"	3.45	0.03	671254010512
3308442	H-484-ASD	Screw Driver Stop Repair Kit 3/4" (H-440)	21.20	0.18	671254042650
3308443	H-484-AWH	Wheel Handle Stop Repair Kit 3/4" (H-440) – OBSOLETE	—	—	—




G-95



H-1006-A



H-1009-A




H-1012-A

Code Number	Product Number	Description	List Price \$	Est. Wt. (lbs.)	UPC Code
0308026	H-5	Tail 1-3/4" RC GJ – OBSELETE	—	—	—
0308034PK	H-5	Tail 2-3/4" CP GJ	18.60	0.43	671254009981
0308037PK	H-5	Tail 3-1/4" CP GJ	21.00	0.51	671254010000
0308038PK	H-5	Tail 3-1/2" CP GJ	22.20	0.59	671254010017
0308040PK	H-5	Tail 3-3/4" CP GJ	23.45	0.61	671254010031
0308041PK	H-5	Tail 4" CP GJ	24.65	0.63	671254010048
0308042PK	H-5	Tail 4-1/4" CP GJ	25.85	0.67	671254010055
0308043PK	H-5	Tail 4-1/2" CP GJ	27.10	0.75	671254010062
0308044PK	H-5	Tail 4-3/4" CP GJ	28.20	0.78	671254010079
0308045PK	H-5	Tail 5" CP GJ	29.50	0.81	671254010086
0308047PK	H-5	Tail 5-1/2" CP GJ	32.00	0.83	671254010093
0308050PK	H-5	Tail 6" CP GJ	34.40	0.93	671254010109
0308019PK	H-5	Tail 1-1/4" GJ RC = Rough Chrome	11.10	0.19	671254009912
0308023PK	H-5	Tail 1-1/2" CP GJ	12.45	0.23	671254009929
0308030PK	H-5	Tail 2" CP GJ	15.00	0.32	671254009950
0308031PK	H-5	Tail 2-1/4" CP GJ	16.15	0.37	671254009967
0308033PK	H-5	Tail 2-1/2" CP GJ	17.35	0.42	671254009974
0308035PK	H-5	Tail 3" CP GJ	19.70	0.50	671254009998
5308934	H-501	Repair Kit Teck Tail Locking Ring – Quantity Pack only (6/pack)	4.70	0.01	671254209756
0334014PK	H-530	Tailpiece Removal Bar	28.80	0.66	671254015081
0308593PK	H-534	Casing Tube 1-3/8" x 22-1/4" CP	49.10	0.75	671254204362
0308605PK	H-534	Casing Tube 1-3/8" x 3" CP	7.15	0.11	671254010598
0308587PK	H-534	Casing Tube 1-3/8" x 36" CP	51.05	1.40	671254117280
0308606PK	H-534	Casing Tube 1-3/8" x 6" CP	11.00	0.21	671254221871
0308601	H-538	Screw Driver Bonnet (Regal®) 3/4" CP – OBSELETE	14.15	—	—
0308617	H-539	Screw Drive Bonnet (Regal®) 1" CP – OBSELETE	—	—	—
3308853	H-541-ASD	Screw Driver Stop Repair Kit 1" (H-600 1" & all H-700)	13.15	0.12	671254046092
3308855	H-541-AWH	Wheel Handle Stop Repair Kit 1" (H-600 1" & all H-700)	15.75	0.17	671254042841
3308856	H-543-ASD	Screw Driver Stop Repair Kit 3/4" (H-600 3/4")	13.15	0.13	671254042858
3308858	H-543-AWH	Wheel Handle Stop Repair Kit 3/4" (H-600 3/4")	15.75	0.14	671254042872
5308689	H-548	Screw Driver Stem – Quantity Pack only (6/pack)	2.25	0.30	671254045149
0308690	H-550	Coupling RB ADJ – OBSELETE	—	—	—
0308676P0	H-550	Coupling RB Adjustable Tail	3.05	0.13	671254010680
0308676PK	H-550	Coupling CP ADJ	7.80	0.12	671254010680
0308801	H-551-A	Tail Assembly 2-1/16" CP ADJ	17.90	0.33	671254010871
0308802	H-551-A	Tail Assembly 2-1/16" RB ADJ	16.15	0.33	671254010888
0308803	H-551-A	Tail Assembly 3-1/16" CP ADJ	22.50	0.51	671254010895
0308805	H-551-A	Tail Assembly 4-1/16" CP ADJ	27.20	0.68	671254010901
0308807	H-551-A	Tail Assembly 5-1/16" CP ADJ	32.00	0.84	671254010918
0308809	H-551-A	Tail Assembly 6-1/16" CP ADJ	36.60	1.04	671254010932
5308381	H-552	Locking Ring – Quantity Pack only (12/pack)	0.90	0.10	671254045132
5308696	H-553	O-Ring – Quantity Pack only (24/pack)	1.15	0.03	671254044654
5308825	H-556	Washer – Quantity Pack only (48/pack)	0.70	0.10	671254045156
0308919	H-558	Wheel Handle	1.50	0.38	671254107588
0308705	H-561	Bonnet CP 3/4" WH – OBSELETE	—	—	—



H-5



H-530



H-534



H-551-A

Code Number	Product Number	Description	List Price \$	Est. Wt. (lbs.)	UPC Code
0308614	H-563	Wheel Handle Bonnet 1" – OBSELETE	—	—	—
5308836	H-569	Plug Seat 3/4" – Quantity Pack only (6/pack)	2.10	0.04	671254045163
3308840	H-573-A	Locking Stop Cap VR	15.55	0.15	671254254541
3308866	H-574	Stop Bumper w/Cap (YO)	14.50	0.09	671254042889
0308835PK	H-575	Wheel Handle CP (old style)	10.00	0.10	671254010987
3308867	H-576	Ext. Stop Bumper w/Cap (YG)	14.50	0.17	671254042896
0308843PK	H-577	Screw Drive Bonnet 3/4" CP – OBSELETE	—	—	—
0308845PK	H-579	Screw Driver Bonnet 1" CP	10.85	0.16	671254011045
0308848PK	H-582	Cap 3/4" CP	16.45	0.12	671254011076
5308850	H-584	Plug Seat 1" – Quantity Pack only (6/pack)	2.10	0.10	671254045170
5308958	H-589	Repair Kit Teck Tail O-Ring – Quantity Pack only (6/pack)	2.00	0.70	671254209763
0308063PK	H-6	Coupling CP GJ	8.30	0.14	671254010116
5308952	H-614	Sleeve Vandal Resistant Cap 3/4" for H-600 – Quantity Pack only (6/pack)	1.75	0.03	671254209770
0308612PK	H-622	Bonnet CP	10.30	0.20	671254221888
0208083PK	H-623	Bonnet RB 1" & 3/4" Wheel Handle New Style	11.10	0.16	671254221475
0308615PK	H-623	Bonnet CP 1" & 3/4" Wheel Handle New Style	13.15	0.16	671254221895
5308954	H-628	Sleeve Vandal Resistant Cap 1" for H-700 & H-600 – Quantity Pack only (6/pack)	1.75	0.04	671254209787
0308991PK	H-639	Bonnet CP 1" Loose Key Regal® – OBSELETE	19.70	—	—
3308384	H-700-A	Adjustable Screw Driver Stop 3/4" – Vandal Resistant	75.45	1.44	671254125124
3308386	H-700-A	Adjustable Screw Driver Stop 1" – Vandal Resistant	75.45	1.44	671254128828
3308385	H-700-AG	Screw Driver Stop GJ 3/4" – Vandal Resistant	77.20	1.62	671254125131
3308387	H-700-AG	Screw Driver Stop GJ 1" – Vandal Resistant	77.20	1.50	671254128835
3308388	H-700-AW	Whitworth Inlet for Adjustable Tail 1"	68.10	2.85	671254131798
0388022	H-710-A	Screw Driver Stop Adjustable 1" – CP	59.40	1.28	671254127722
0388025	H-710-A	Screw Driver Stop Adjustable 3/4" – CP	59.40	1.40	671254127753
0388062	H-710-AAR	BSP British Std Pipe Inlet for Adj Tail 1"	71.45	1.23	671254222045
0388024	H-710-AG	Screw Driver Stop 1" – CP GJ	67.15	1.27	671254127746
0388026	H-710-AG	Screw Driver Stop 3/4" – CP GJ	67.15	1.22	671254127760
0388037	H-710-AW	Whitworth Inlet for Adjustable Tail 1"	82.45	0.86	671254127869
0388034	H-720-A	Screw Driver Stop Adjustable w/Short Bumper 1" – CP	69.20	1.26	671254127838
0388033	H-720-AG	Screw Driver Stop 1" w/Short Bumper 1" – CP GJ	69.20	2.55	671254127821
0388035	H-725-A	Screw Driver Stop Adjustable w/extended Bumper 1" – CP	69.20	1.27	671254127845
0388057	H-725-AG	Screw Driver Stop w/extended Bumper 1" – CP	69.20	2.60	671254127913
0388039	H-725-AW	Whitworth Inlet for Adjustable Tail	92.15	2.60	671254127883
0388010	H-730-A	Wheel Handle Stop Adjustable – RB	59.40	1.23	671254126848
0388011	H-730-A	Wheel Handle Stop Adjustable 3/4" – RB	59.40	2.25	671254126831
0388013	H-730-AG	Wheel Handle Stop 1" – RB GJ	61.95	1.45	671254126992
0388014	H-730-AG	Wheel Handle Stop 3/4" RB GJ	61.95	2.10	671254127005
0388012	H-730-AW	Whitworth Inlet for Adj Tail 1" (Naval® Brass)	82.45	1.30	671254126985
0388006	H-735-A	Wheel Handle Stop 1" Adjustable – CP	59.45	1.29	671254126947
0388007	H-735-A	Wheel Handle Stop 3/4" Adjustable – CP	59.45	1.23	671254126954
0388008	H-735-AG	Wheel Handle Stop 1" – CP GJ	61.95	1.24	671254126961
0388009	H-735-AG	Wheel Handle Stop 3/4" – CP GJ	61.95	1.30	671254126978
0388029	H-740-A	Screw Driver Stop Adjustable 1" – CP – OBSELETE – Replace with H-790-A (3308876)	59.40	—	—



H-579



H-700-A



H-710-AG



H-735-AG

Code Number	Product Number	Description	List Price \$	Est. Wt. (lbs.)	UPC Code
0388031	H-740-A	Screw Driver Stop Adjustable 3/4" – CP – OBSOLETE – Replace with H-790-A (3308875)	59.40	—	—
0388028	H-740-AG	Screw Driver Stop 1" – CP GJ – OBSOLETE – Replace with H-710-AG (0388024)	67.15	—	—
0388040	H-740-AG	Screw Driver Stop 3/4" – CP GJ – OBSOLETE – Replace with H-710-AG (0388026)	67.15	—	—
0388032	H-745-A	Screw Driver Stop Adjustable 1" w/Bumper – CP – OBSOLETE – Replace with H-710-AG (0388035)	69.20	—	—
3308389	H-750-AG	Screw Driver Straight Stop GJ 1" – Vandal Resistant	78.35	1.76	671254131804
0388023	H-760-AG	Screw Driver Straight Stop 1" – CP GJ	78.35	1.76	671254127739
0388030	H-770-AG	Wheel Handle Straight Stop 1" – RB GJ	73.50	1.38	671254127807
0388036	H-775-AG	Wheel Handle Straight Stop 1" – CP GJ	78.35	1.45	671254127852
0388027	H-780-AG	Screw Driver Straight Stop 1" – CP GJ – OBSOLETE – Replace with H-790-AG (0388067)	59.40	—	—
3308875	H-790-A	Screw Driver Stop Adjustable Vandal Resistant 3/4" – CP	64.70	1.20	671254135598
3308876	H-790-A	Screw Driver Stop Adjustable 1" Vandal Resistant – CP	64.70	1.24	671254135604
0388067	H-790-AG	Screw Driver Stop Vandal Resistant 1" – CP GJ – OBSOLETE – Replace with H-700-AG (3308387)	78.35	—	—
0388068	H-790-AG	Screw Driver Stop Vandal Resistant 3/4" – CP GJ – OBSOLETE – Replace with H-700-AG (3308385)	78.35	—	—
0388069	H-795-AG	Screw Driver Straight Stop 1" – CP GJ – OBSOLETE – Replace with H-750-AG (3308389)	78.35	—	—
0318002PK	HY-1	Button Flange CP	19.70	0.24	671254012967
3318007	HY-1000-A	Push Button Kit	41.65	0.50	671254043381
3318008	HY-1002-A	Mounting Flange Kit	25.85	0.21	671254043398
3318009	HY-1002-A	Mounting Strap Kit	7.15	0.99	671254043404
3318010	HY-1003-A	Mounting Flange Kit	29.30	0.21	671254043411
0318109PK	HY-105	Spacer	8.20	0.22	671254013193
3318005	HY-109-A	Actuator Housing Assembly	133.30	0.45	671254043367
3318011	HY-1101-A	Hydraulic Royal® 1.6 gpf/6.0 Lpf Closet Repair Kit	60.50	0.48	671254203112
3318012	HY-1102-A	Hydraulic Royal® 3.5 gpf/13.2 Lpf Closet Repair Kit	60.50	0.48	671254203129
3318013	HY-1103-A	Hydraulic Royal® 2.4 gpf/9.0 Lpf Closet Repair Kit	60.50	0.48	671254203136
3318014	HY-1106-A	Hydraulic Royal® 0.5 gpf/1.9 Lpf Urinal Repair Kit	60.50	0.48	671254203143
3318015	HY-1107-A	Hydraulic Royal® 1.0 gpf/3.8 Lpf Urinal Repair Kit	60.50	0.48	671254203150
3318016	HY-1108-A	Hydraulic Royal® 1.5 gpf/5.7 Lpf Urinal Repair Kit	60.50	0.48	671254203167
3318006	HY-111-A	Metal Button Kit (Conversion)	103.05	0.36	671254043374
3318002	HY-112-A	Wall Plate 2-Gang 4-1/2" Sq w/Screws CP	59.25	0.23	671254043336
0318013	HY-12	Wall Flange NP	7.15	0.18	671254013025
0318003	HY-2	Mounting Nut RB	14.10	0.02	671254012974
0318020	HY-21	Service Seat	1.15	—	671254013049
0318021	HY-22	Service Spring Seat	0.80	—	671254013056
0318022	HY-23	Gasket	0.30	—	671254013063
0318023PK	HY-24	Tube Fitting (2 req.)– OBSOLETE – Replace with HY-141 (0318208PK)	7.80	—	—
0318024PK	HY-25	Actuator Valve Housing RB	25.60	0.21	671254013087
0318028	HY-29	Threaded Rod	2.60	0.03	671254013094
0318004	HY-3	Button Return Spring	1.30	0.01	671254012981
0318031	HY-32-A	Actuator Cartridge	64.20	0.06	671254013100
0318033PK	HY-35	Nut Tube Fitting– OBSOLETE	2.00	—	—



HY-1002-A



HY-2



HY-12



HY-24

Manual Repair
Parts & Kits
CLP

Code Number	Product Number	Description	List Price \$	Est. Wt. (lbs.)	UPC Code
0318040	HY-39-A	Body w/Plugets RB	69.55	0.88	671254013124
0318041	HY-40	Wall Plate 2-Gang 4-1/2" Sq CP	30.55	0.19	671254207226
0318064PK	HY-64	Tube 6" Long	38.15	0.41	671254207318
0318066PK	HY-66	Cover Plate	49.30	0.58	671254221932
3318001	HY-83-A	Hydraulic Actuator Cartridge	31.70	0.07	671254043329
0318010	HY-9-A	Button w/Insert	7.15	0.03	671254013018
0310045	J-13-A	Wheel Handle Stop Bumper CP – OBSELETE	—	—	—
0310054	J-18-A	Bumper	12.15	0.07	671254011830
5310003	J-2	Cover Bumper CP – Quantity Pack only (12/pack)	1.15	0.01	671254045194
5310034	J-2 & J-7	Ferrule & Bumper – Quantity Pack only (6/pack)	4.70	0.10	671254125599
0310018	J-9-A	Cover Bumper CP – OBSELETE	—	—	—
0311041	K-44	Screw (YR Variation)	1.15	0.02	671254012165
5311042	K-46	Gasket – Quantity Pack only (48/pack)	1.15	0.01	671254045200
0311048PK	K-57	Anchor Lead	1.50	0.03	671254012189
0314011	NF-2-A	Coupling 1-1/2" X 1-1/4" CP	26.10	0.24	671254012417
0388043	NH-710-A	NPTF Inlet for Adj Tail 1" (Naval® Brass)	83.35	2.50	671254210431
0388048	NH-710-AG	NPTF Inlet for GJ Tail 3/4" (Naval® Brass)	97.50	1.21	671254127418
0388058	NH-710-AG	NPTF Inlet for GJ Tail 1" (Naval® Brass)	93.95	2.50	671254128477
0388044	NH-710-AGS	NPSM Inlet for GJ Tail 1" (Naval® Brass)	97.05	1.45	671254127371
0388045	NH-710-AGW	Whitworth Inlet for GJ Tail 1" (Naval® Brass)	93.00	1.30	671254127388
0388042	NH-710-AW	Whitworth Inlet for Adj Tail 1" (Naval® Brass)	81.50	1.25	671254127357
0388047	NH-725-AGW	Whitworth Inlet for GJ Tail 1" (Naval® Brass)	92.15	1.30	671254222038
0388017	NH-730-AG	NPTF Inlet for GJ Tail 1" (Naval® Brass)	93.95	2.50	671254210424
0388056	NH-730-AG	NPTF Inlet for GJ Tail 3/4" (Naval® Brass)	61.90	1.23	671254127630
0388046	NH-730-AGW	Whitworth Inlet for GJ Tail 1" (Naval® Brass)	74.80	2.50	671254127395
0388041	NH-730-AW	Whitworth Inlet for Adj Tail 1" (Naval® Brass)	74.15	1.44	671254127340
0314069	NS-15-AN	Top Plate Kit w/CN-57 – OBSELETE	—	—	—
3316042	P-1000-A	Floor Valve Repair Kit 1 1/2" – OBSELETE	—	—	—
3316043	P-1001-A	Floor Valve Repair Kit 1" x 1-1/4" – OBSELETE	—	—	—
0317003PK	R-10	Cover Regal® RB	26.10	0.79	671254012783
0317004PK	R-10	Cover Regal® CP	29.50	0.87	671254012790
3317001	R-1001-A	Rebuild Kit Regal® 4.5 gpf/16.9 Lpf Closet	35.25	0.46	671254132429
3317002	R-1002-A	Rebuild Kit Regal® 1.5 gpf/5.7 Lpf Urinal	35.25	0.44	671254132436
3317003	R-1003-A	Rebuild Kit Regal® 3.5 gpf/13.2 Lpf Closet	35.25	0.46	671254132443
3317004	R-1004-A	Rebuild Kit Regal® 1.6 gpf/6.0 Lpf Closet	42.45	0.44	671254132450
3317005	R-1005-A	Rebuild Kit Regal® 1.0 gpf/3.8 Lpf Urinal	42.45	0.44	671254132467
3308078	R-1008-A	Regal® 3/4" Flange Kit	39.05	0.22	671254124417
3308079	R-1009-A	Regal® 1-1/4" Flange Kit	39.05	0.31	671254124400
3308080	R-1010-A	Regal® 1-1/2" Flange Kit	39.05	0.30	671254124394
3317011	R-1011-A	Rebuild Kit Regal® 0.5 gpf/1.9 Lpf Urinal	42.45	0.44	671254132474
3317012	R-1012-A	Rebuild Kit Regal® 2.4 gpf/9.0 Lpf Closet	42.45	0.44	671254132481
3317026	R-1122-A	Tune Up Kit Regal 3.5 gpf/13.2 Lpf Closet	39.45	.50	67125444530
3317027	R-1121-A	Tune Up Kit Regal 1.6 gpf/6.0 Lpf Closet	47.70	.50	67125444529
3317028	R-1124-A	Tune Up Kit Regal 1.28 gpf/4.8 Lpf Closet	47.70	.50	67125444531
3317029	R-1128-A	Tune Up Kit Regal 1.5 gpf/5.7 Lpf Urinal	39.45	.50	67125444532



K-44



NH-710-AG



R-1008-A



SH-1

Code Number	Product Number	Description	List Price \$	Est. Wt. (lbs.)	UPC Code
3317030	R-1127-A	Tune Up Kit Regal 1.0 gpf/3.8 Lpf Urinal	47.70	.50	67125444533
3317031	R-1126-A	Tune Up Kit Regal 0.5 gpf/1.9 Lpf Urinal	47.70	.50	67125444534
5319045	S-14	Cup Leather (2 req.) – OBSOLETE	—	—	—
5319046	S-14-A	Molded Cup – Quantity Pack only (12/pack)	5.80	0.50	671254044647
5319049	S-14-AA	Crown/Naval® Closet/Urinal Washer Set – Quantity Pack only (6/pack)	16.60	0.40	671254044630
5319086	S-30	Gasket – Quantity Pack only (48/pack)	0.70	0.10	671254045330
0328001PK	SH-1	Body	14.15	0.35	671254014466
5328010	SH-1000-A	Gasket – Quantity Pack only (24/pack)	1.50	0.10	671254045552
4328467	SH-1001-A	O-Ring Kit Institutional	6.45	0.06	671254044364
4328466	SH-1002-A	Piston Assembly – Needle Spray	27.40	0.16	671254056534
4328470	SH-1003-A	Piston Assembly – OBSOLETE – SUB 4328466	—	—	—
4328287	SH-1004-A	Repair Kit for AC-11, AC-51 2.5 gpf/9.4 Lpf	18.25	0.04	671254044319
4328289	SH-1005-A	Flow Control Institutional 2.5 gpf/9.4 Lpf – OBSOLETE – SUB 4328210	—	—	—
3328026	SH-1007-A	Ball Joint Coupling Assembly w/Volume Control	70.10	0.36	671254147768
4328469	SH-1008-A	Flow Control Conversion Kit	45.45	0.52	671254044388
4328471	SH-1009-A	Institutional Repair Kit	101.75	0.50	671254056541
4328210	SH-1010-A	Repair Kit 2.5 Flow Control for AC-450	38.30	0.15	671254277823
0328004	SH-2	Coupling Ring – OBSOLETE	—	—	—
0328005	SH-2-N	Coupling Ring – Needle Spray – OBSOLETE	—	—	—
0328095	SH-37	CP Screw – OBSOLETE	—	—	—
5328019	SH-406	Spring – Quantity Pack only (12/pack)	1.30	0.10	671254045545
0328368	SH-510	Mounting Plate – OBSOLETE	—	—	—
0328373	SH-514	CP Screw Oval Head Allen 1/4" – 20	1.15	0.07	671254014824
5328336	SH-75	O-Ring – Quantity Pack only (12/pack)	1.00	0.02	671254045538
3378037	SV-37-A	Repair Kit Sloan flushometer 1.5 gpf/5.7 Lpf Urinal	42.60	0.31	671254339163
3378038	SV-38-A	Repair Kit Sloan flushometer 3.5 gpf/13.2 Lpf Closet	42.60	0.31	671254339170
3378041	SV-41-A	Repair Kit Sloan flushometer 1.6 gpf/6.0 Lpf Closet	42.60	0.31	671254339187
3378042	SV-42-A	Repair Kit Sloan flushometer 1.0 gpf/3.8 Lpf Urinal	42.60	0.31	671254339194
3378043	SV-43-A	Repair Kit Sloan flushometer 0.5 gpf/1.9 Lpf Urinal	42.60	0.31	671254339200
3378044	SV-44-A	Repair Kit Sloan flushometer 2.4 gpf/9.0 Lpf Closet	42.60	0.31	671254338876
3322157	V-1000-A	Repair Kit for V-350-A – OBSOLETE	—	—	—
0330026	V-1002-A	Repair Kit Float & Seat for DP-4-A – OBSOLETE	16.80	—	—
3322079	V-101-A	Vacuum Breaker Repair Kit for V-100 Series	15.15	0.18	671254046177
0322151	V-319	Float – OBSOLETE	—	—	—
3322277	V-362-A	Repair Kit for 3/8" V-360-A & V-370-A – OBSOLETE	—	—	—
3322284	V-382-A	Repair Kit for 1/4" V-360-A & V-370-A – OBSOLETE	—	—	—
3322294	V-388-A	Repair Kit for 1/2" V-360-A & V-370-A – OBSOLETE	—	—	—
3322302	V-392-A	Repair Kit for 3/4" V-360-A & V-370-A – OBSOLETE	—	—	—
0323011	V-500-A	Vacuum Breaker RB	31.60	0.51	671254013971
5323010	V-500-A	Vacuum Breaker CP – Quantity Pack only (6/pack)	28.80	3.06	671254045576
0323002	V-500-AA	Vacuum Breaker 1-1/4" x 10-1/2" CP	41.95	0.53	671254013902
0323004	V-500-AA	Vacuum Breaker 3/4" x 10-1/2" CP	39.90	0.62	671254013926
0323012	V-500-AA	Vacuum Breaker 1" x 9" CP	36.60	0.53	671254013988
0323013	V-500-AA	Vacuum Breaker 1-1/2" x 10-1/2" CP	41.95	0.65	671254013995
0323014	V-500-AA	Vacuum Breaker 1-1/2" x 13-1/2" CP	45.25	0.72	671254014008



SH-37



SH-406



V-101-A



V-500-AA

Code Number	Product Number	Description	List Price \$	Est. Wt. (lbs.)	UPC Code
0323015	V-500-AA	Vacuum Breaker 1-1/2" x 21-1/2" CP	51.70	1.30	671254014015
0323016	V-500-AA	Vacuum Breaker 1-1/2" x 24-1/2" CP	58.15	1.40	671254014022
0323017	V-500-AA	Vacuum Breaker 1-1/2" x 15" CP	47.05	0.87	671254014039
0323018	V-500-AA	Vacuum Breaker 1-1/4" x 13-1/2" CP	45.25	0.65	671254014046
0323020	V-500-AA	Vacuum Breaker 1-1/4" x 21-1/2" CP	54.50	1.02	671254014060
0323021	V-500-AA	Vacuum Breaker 1-1/2" x 26" CP	60.05	1.45	671254014077
0323026	V-500-AA	Vacuum Breaker 1-1/4" x 15" CP	47.05	0.72	671254014121
0323057	V-500-AA	Vacuum Breaker 1-1/2" x 32-1/2" CP	68.75	1.60	671254014176
0323142	V-500-AA	Vacuum Breaker 1-1/2" x 13-1/2" RB	40.95	0.72	671254014237
0323176	V-500-AA	Vacuum Breaker 1-1/2" x 17-1/2" RB	46.60	0.75	671254014244
0323177	V-500-AA	Vacuum Breaker 1-1/2" x 22" RB	50.35	1.30	671254014251
0323188	V-500-AA	Vacuum Breaker 1-1/2" x 11-1/2" RB	39.20	0.65	671254014282
0323207	V-500-AA	Vacuum Breaker 1-1/2" x 6" RB	33.60	0.50	671254014299
0323208	V-500-AA	Vacuum Breaker 1-1/2" x 7-1/2" RB	35.75	0.51	671254014305
0323209	V-500-AA	Vacuum Breaker 1-1/2" x 30-1/2" RB	57.75	1.55	671254014312
0323210	V-500-AA	Vacuum Breaker 3/4" x 15" CP	50.10	0.87	671254014329
0323225	V-500-AA	Vacuum Breaker 1-1/2" x 22" - 1" Offset	167.15	1.30	671254014336
0323226	V-500-AA	Vacuum Breaker 1-1/2" x 25" - 1" Offset	173.05	1.30	671254014343
0323227	V-500-AA	Vacuum Breaker 1-1/2" x 22" - 1-1/2" Offset	167.15	1.30	671254014350
0323228	V-500-AA	Vacuum Breaker 1-1/2" x 25" - 1-1/2" Offset	174.80	1.45	671254014367
0323229	V-500-AA	Vacuum Breaker 1-1/2" x 22" - 2" Offset	167.15	1.45	671254014374
0323230	V-500-AA	Vacuum Breaker 1-1/2" x 25 - 2" Offset	173.05	1.45	671254014381
5323005	V-500-AA	Vacuum Breaker 3/4" x 9" CP - Quantity Pack only (6/pack)	28.80	0.60	671254045651
5323006	V-500-AA	Vacuum Breaker 1-1/4" x 9" CP - Quantity Pack only (6/pack)	28.80	0.50	671254045644
5323007	V-500-AA	Vacuum Breaker 1-1/2" x 9" CP - Quantity Pack only (6/pack)	28.80	0.50	671254045637
3323192	V-551-A	Vacuum Breaker Repair Kit	4.00	0.04	671254046184
0323120PK	V-553-A	Coupling CP	11.10	0.14	671254014206
0323369PK	V-572	Royal II® Coupling CP	16.80	0.26	671254269040
0393003	V-600-A	Vacuum Breaker CP	28.80	0.51	671254116771
0393008	V-600-AA	Vacuum Breaker 1-1/2" x 13-1/2" CP	45.25	0.69	671254116726
30393009	V-600-AA	Vacuum Breaker 1-1/2" x 21-1/2" CP	51.70	1.50	671254116719
0393010	V-600-AA	Vacuum Breaker 1-1/2" x 24-1/2" CP	58.15	1.28	671254116702
0393025	V-600-AA	Vacuum Breaker 1-1/2" x 22-13/16" CP - 1" Offset	167.15	1.54	671254116559
0393026	V-600-AA	Vacuum Breaker 1-1/2" x 25-13/16" CP - 1" Offset	173.05	1.55	671254116542
0393027	V-600-AA	Vacuum Breaker 1-1/2" x 22-5/8" CP - 1-1/2" Offset	167.15	1.54	671254116535
0393028	V-600-AA	Vacuum Breaker 1-1/2" x 25-5/8" CP - 1-1/2" Offset	173.05	1.50	671254116528
0393029	V-600-AA	Vacuum Breaker 1-1/2" x 22-1/2" CP - 2" Offset	167.15	1.43	671254116511
0393030	V-600-AA	Vacuum Breaker 1-1/2" x 25-1/2" CP - 2" Offset	173.05	1.50	671254116504
0393031	V-600-AA	Vacuum Breaker 1-1/2" x 15" CP	47.05	0.91	671254131095
0393038	V-600-AA	Vacuum Breaker 1-1/2" x 36" CP	84.70	1.90	671254131101
0393039	V-600-AA	Vacuum Breaker 1-1/4" x 13-1/2" CP	45.25	0.70	671254131118
0393045	V-600-AA	Vacuum Breaker 1-1/4" x 21-1/2" CP	54.50	1.12	671254131286
0393046	V-600-AA	Vacuum Breaker 3/4" x 10-1/2" CP	39.90	0.60	671254132573
0393047	V-600-AA	Vacuum Breaker 3/4" x 15" CP	50.10	0.77	671254132580
3393004	V-600-AA	Vacuum Breaker 3/4" x 9" - CP	28.80	0.80	671254145702



V-572



V-600-AA



V-651-A




V-79

Code Number	Product Number	Description	List Price \$	Est. Wt. (lbs.)	UPC Code
3393006	V-600-AA	Vacuum Breaker 1-1/4" x 9" – CP	28.80	0.60	671254145696
3393007	V-600-AA	Vacuum Breaker 1-1/2" x 9" – CP	28.80	0.65	671254145689
3393000	V-600-AA-BX	Vacuum Breaker 3/4" x 9" – CP – Boxed	28.80	0.71	671254267503
3393001	V-600-AA-BX	Vacuum Breaker 1-1/4" x 9" – CP – Boxed	28.80	0.70	671254267619
3393002	V-600-AA-BX	Vacuum Breaker 1-1/2" x 9" – CP – Boxed	28.80	0.72	671254267626
3323182	V-651-A	Vacuum Breaker Repair Kit	4.20	0.06	671254130715
3323183	V-651-A-BX	Vacuum Breaker Repair Kit – Boxed	4.20	0.10	671254267497
0322015PK	V-75	Inlet Adapter RC (Gem)	30.00	0.10	671254013650
0322013	V-75-A	Inlet Adapter Kit CP (Royal® & Crown/Naval®)	30.00	0.15	671254013643
0322021PK	V-79	Inlet Adapter 3/4" RB	36.75	0.29	671254013667
0322026PK	V-79	Inlet Adapter 1" RB	36.75	0.36	671254013674
5322001	VBF-5	Gasket 1-1/2" – Quantity Pack only (48/pack)	0.55	0.10	671254045590
5322176	VBF-5	Gasket 1-1/4" – Quantity Pack only (24/pack)	0.75	0.03	671254045583
5334000	WB-1000-A	Screw Repair Kit – Quantity Pack only (6/pack)	2.60	0.02	671254263390
0372001PK	WES-1	3/4" CP Water Supply Inlet Cap	9.00	0.30	671254303164
0372002PK	WES-2	1" NPT Water Supply Inlet Cap	9.00	0.30	671254306660
1001520	WES-20	Waterfree Urinal Installation Kit	30.00	1.10	671254299153
3372003	WES-212A	UPPERCUT® Handle Retrofit Kit	70.40	0.50	671254314856
3372004	WES-213A	UPPERCUT® Handle Retrofit Kit with Handle and Diaphragm	99.80	1.50	671254314863
0372003PK	WES-3	1" WWT CP Water Supply Inlet Cap (Whitworth Thread)	9.00	0.30	671254303331
1001521	WES-31	Waterfree Urinal Plaque	12.35	0.03	671254299160
3372000	WES-4A	3/4" NPT Inlet Cap Kit – contains casing tube, flange assembly casing and water supply inlet cap.	29.45	0.50	671254305212
3372001	WES-5A	1" NPT Inlet Cap Kit – contains casing tube, flange assembly casing and water supply inlet cap.	29.45	0.50	671254304987
3372002	WES-6A	1" WWT Inlet Cap Kit (Whitworth Thread) – contains casing tube, flange assembly casing and water supply inlet cap.	29.45	0.50	671254304994
1001502	WES-7	T-Bar Cartridge Removal Tool	39.70	1.30	671254308893



VBF-5



WES-7



WES-20



WES-31

This page intentionally left blank.

Code Number	Product Number	Description	List Price \$	Est. Wt. (lbs.)	UPC Code
Electronic Repair Parts and Kits					
0328134	AC-55-A	Spray Head Assembly for EBF-550 & 750, ESF-20 & 30, ETF-700	122.95	0.79	671254145016
0335001	EAF-2	Solenoid Valve Cartridge Optima i.q.® Faucet	148.45	0.20	671254255005
0335002	EAF-3-A	Sensor Assembly Battery without Optima i.q.®-cliq	351.25	0.35	671254255012
0335007	EAF-9	Filter Optima i.q.® Faucet	10.60	0.01	671254255067
0335008	EAF-10	Spray Head 2.2 gpm Male Metric CP Aerated Stream	25.85	0.03	671254255074
0335010	EAF-12	Spray Head 0.5 gpm Male Metric	25.85	0.06	671254262348
0335011	EAF-13	Spray Head 2.2 gpm Laminar Stream Male Metric	25.85	0.06	671254265233
0335013	EAF-14-A	Sensor Assembly Solar w/o Optima i.q.®-cliq	442.10	0.30	671254306035
0335015	EAF-17	Cable Assembly 10'	81.10	0.25	671254310391
0335024	EAF-24-A	Extension Cable for EAF Series Faucets – 0.3 M	17.20	0.10	671254326514
0335025	EAF-25-A	Extension Cable for EAF Series Faucets – 1.2 M	21.65	0.10	671254326521
3335009	EAF-1000	Battery Replacement Kit – EAF-100-150 Faucets	41.90	0.50	671254254961
3335018	EAF-1003	Battery Replacement Kit – EAF-250/275 Faucets	54.50	0.10	671254306219
3335021	EAF-1006	Cap and Solar Cell Assembly – EAF-275 faucet	133.40	0.50	671254306240
3315009	EBF-1001-A	Filter Replacement Kit	7.40	0.08	671254128286
3315122	EBF-1009-A	Fiberoptic Cable Repair Kit	158.75	0.50	671254228887
3315254	EBF-1011-A	Solenoid Valve Assembly	181.55	1.43	671254316287
3315016	EBF-10-A	Faucet/Sensor Assembly (EBF-85)	314.25	2.53	671254272538
3315111	EBF-11-A	Module Assembly	250.45	1.30	671254214057
0315100PK	EBF-140-A	Faucet and Sensor Assembly-Standard Bend w/Adapter	383.90	1.70	671254377011
0315137	EBF-203-A	Cable Extension 16"	83.20	0.10	671254232693
3315014	EBF-25-A	Mounting Bracket Kit – including Plates, Brackets, Screws, Washers, Anchors	63.05	0.66	671254131354
0315104	EBF-60-A	Control Module Assembly	313.00	1.39	671254214811
3315018	EBF-79-A	Mounting Hardware Kit	26.95	0.50	671254139633
0315040PK	EBF-80-A	Sensor Window & Cable Assembly	106.80	0.37	671254274853
5325128	EBV-101	Volume Regulator 2.4 gpf/9.0 Lpf Closets – Quantity Pack only (6/pack)	1.55	0.03	671254269583
3325089	EBV-1010-A	Inner Cover Repair Kit (contains EBV134, EBV145A and EBV14)	150.90	1.20	671254378957
3325814	EBV-1017-A	Handle Cap Solid	15.50	0.24	671254140196
3325816	EBV-1019-A	3/4" Decorative Stop Cap	21.80	0.19	671254140219
3325001	EBV-1020-A	Flex-Tube Diaphragm Inside Parts Kit 1.6, 3.5, 4.5 Closet & 3.5 Urinals	53.00	0.27	671254263901
5325130	EBV-102-1	Volume Regulator 3.5 gpf/13.2 Lpf Closets/Urinals – Quantity Pack only (6/pack)	1.55	0.03	671254269590
3325014	EBV-1021-A	Flex-Tube Diaphragm Inside Parts Kit 2.4 Closet	53.00	0.27	671254263925
5325129	EBV-102-2	Volume Regulator 1.5 gpf/5.8 Lpf Urinals – Quantity Pack only (6/pack)	1.55	0.03	671254269606
3325000	EBV-1022-A	Flex-Tube Diaphragm Inside Parts Kit 1.0, 1.5 Urinal	53.00	0.27	671254263895
3325003	EBV-1023-A	Flex-Tube Diaphragm Inside Parts Kit 0.5 Urinal	53.00	0.27	671254263918
3325031	EBV-1024-A	Flex-Tube Diaphragm Inside Parts Kit 1.28 gpf Closet	53.00	0.24	671254358874
3325090	EBV-1025-A	Flex-Tube Diaphragm Inside Parts Kit 0.125/0.25 Urinal	53.00	0.24	671254373877
3325016	EBV-1033-A	Metal Cover Assembly w/Override Button for Zurn valve body Closet	128.60	1.65	671254127098
3325055	EBV-1042-A	Override Button Repair Kit	12.35	0.02	671254144248
3325450	EBV-129-A-C	G2 Electronic Module Only Closet	198.35	2.75	671254267879
3325451	EBV-129-A-U	G2 Electronic Module Only Urinal	198.35	2.75	671254267886
0325172	EBV-130-A	G2 Manual Override Button Assembly w/Screws and Hex wrench CP	36.70	0.15	671254267350



EAF-12



EBF-1001-A



EBF-80-A



EBV-1020-A

Code Number	Product Number	Description	List Price \$	Est. Wt. (lbs.)	UPC Code
0325169	EBV-131	G2 Lens (Window)	10.45	0.04	671254267329
0325170	EBV-132-A	G2 Screws (2) Kit w/Hex Wrench	9.10	0.05	671254267336
0325171	EBV-134	G2 Cover Rest Plate	3.30	0.13	671254267343
3325453	EBV-136-A	G2 Solenoid	33.40	2.75	671254267909
0325160	EBV-138-A	G2 Complete Cover/Ring/Sensor Assembly – Closet	481.85	2.37	671254272378
0325161	EBV-139-A	G2 Complete Cover/Ring/Sensor Assembly – Urinal	481.85	2.38	671254272385
0325804PK	EBV-14	Locking Ring CP	30.90	0.32	671254140080
0325168	EBV-142-A	G2 Cover Assembly, Complete	129.45	0.50	671254267312
3325462	EBV-144-A	Solenoid – Old Style	33.40	2.50	671254269309
3325456	EBV-145-A	G2 Inner Cover Assembly	120.05	0.05	671254269231
0325176	EBV-146-A-C	G2 Module Assembly Universal Closet	296.65	2.50	671254268838
0325177	EBV-146-A-U	G2 Module Assembly Universal Urinal	296.65	2.50	671254268845
0325166	EBV-149-A	G2 Complete Cover/Ring/Sensor Assembly Closet – Zurn	481.85	2.37	671254267268
0325167	EBV-150-A	G2 Complete Cover/Ring/Sensor Assembly Urinal – Zurn	481.85	2.37	671254267275
5325813	EBV-18	Quad Ring – Quantity Pack only (12/pack)	0.80	0.03	671254141087
0325241	EBV-192-A	Repair Kit G2 Plastic Cover	#N/A	0.20	671254342705
0325814	EBV-21-A	Inner Cover Assembly Old Style	119.60	0.73	671254140097
0305823	EBV-22	Strap wrench	7.95	0.07	671254057401
3325524	EBV-31-A	Zurn Locking Ring	35.50	0.42	671254140103
3325012	EBV-55-A	Metal Cover Assembly (Urinal) (Not for use w/G2)	112.40	1.65	671254126077
3325013	EBV-60-A	Metal Cover Assembly W/Override Button (Water Closet) (Not for use w/G2)	128.60	1.68	671254126138
5325011	EBV-67	Gasket – Quantity Pack only (12/pack)	3.40	0.02	671254214873
5325122	EBV-95	Volume Regulator 1.6 gpf/6.0 Lpf or 1.0 gpf/3.8 Lpf Closets/Urinals - Quantity Pack only (6/pack)	1.55	0.03	671254269576
0325246	EBV-191-A	Cover W/button assy Repair, Sloan ECOS® Dual-Flush Closet	73.70	2.40	671254353466
0325247	EBV-196-A	Electric Module Repair, Sloan ECOS® Dual-Flush Closet	222.15	0.50	671254352513
0325300	EBV-304-A	Cover/Sensor/Assembly – Closet SOLIS® Electronic Single Button Flush	527.55	2.50	671254349315
0325301	EBV-306-A	Cover/Sensor/Assembly – Urinal SOLIS® Electronic Single Button	527.55	2.50	671254378407
0325309	EBV-309-A	Cover Assembly – SOLIS® Electronic Single Button Flush	154.95	1.0	671254368002
0325311	EBV-311-A	Cover Assembly – SOLIS® Electronic Dual-Flush	172.90	1.0	671254368415
0325312	EBV-312-A-C	Sensor Assembly SOLIS® – Water Closet – Single Flush	298.40	0.50	671254368422
0325313	EBV-312-A-U	Sensor Assembly SOLIS® – Urinal	298.40	0.50	671254368439
0325320	EBV-320-A	Cover/Sensor/Assembly (Zurn) – Closet SOLIS® Electronic Single Button Flush	527.55	2.50	
0325321	EBV-321-A	Cover/Sensor/Assembly (Zurn) – Urinal SOLIS® Electronic Single Button	527.55	2.50	
0325341	EBV-341-A	Cover/Sensor/Assembly – Urinal ECOS® Electronic Single Button 0.25/0.5	498.45	2.50	671254385924
0325389	EBV-381-A	Cover/Sensor/Assembly – Urinal ECOS® Electronic Single Button 0.125	513.10	2.50	671254424487
0325394	EBV-385-A	Cover/Sensor/Assembly – Urinal SOLIS® Electronic Single Button 0.125	527.55	2.50	671254424838
0325395	EBV-386-A	Electronic Sensor Module- ECOS 0.125	222.15	0.50	671254424852
0325396	EBV-387-A	Electronic Sensor Module- ECOS 0.25	222.15	0.50	671254424869
0325397	EBV-388-A	Electronic Sensor Module- SOLIS 0.125	298.40	0.50	671254424876
3325506	EBV-505-A	Guide Bushing Asm Kit - Dual Flush Side Mount	3.80	0.20	671254413559
3325507	EBV-570-A	Guide Bushing Assy Straight - Single Flush Side Mount	3.80	0.20	671254412682



EBV-129-A-C



EBV-136-A



EBV-145-A



EBV-31-A

Code Number	Product Number	Description	List Price \$	Est. Wt. (lbs.)	UPC Code
3324102	EFX-1000-A	Laminar Full Stream Insert Kit 1.5 gpm/5.7 Lpm	22.70	0.02	671254404977
3324103	EFX-1001-A	Aerated Full Stream Insert Kit 1.5 gpm/5.7 Lpm	22.70	0.02	671254400320
3324104	EFX-1002-A	Multi-Lam Spray Insert Kit 0.5 gpm/1.9 Lpm	22.70	1.00	671254400306
3324105	EFX-1003-A	Capacitance Control Module Assembly 0.5 gpm/1.9 Lpm	380.45	0.08	671254400894
3324106	EFX-1004-A	Capacitance Control Module Assembly w/ Turbine 0.5 gpm/1.9 Lpm	499.95	0.08	671254401013
3324107	EFX-1005-A	Capacitance Control Module Assembly 1.5 gpm/5.7 Lpm	380.45	0.08	671254401020
3324108	EFX-1006-A	Capacitance Control Module Assembly w/ Turbine 1.5 gpm/5.7 Lpm	499.95	0.08	671254401037
3324160	EFX-1009-A	Crown Kit (Basic) EFX-8XX	312.30	1.00	671254403048
3324138	EFX-1010-A	Crown Kit (Solar) EFX-8XX	431.80	—	—
3324162	EFX-1011-A	Solenoid Valve Caddy Kit (0.5 gpm) EFX-8XX	130.60	—	671254403055
3324163	EFX-1012-A	Solenoid Valve Caddy Kit (1.5 gpm) EFX-8XX	119.20	1.00	671254403062
3324164	EFX-1013-A	Mounting Assembly Kit EFX-8XX (Does Not Include Solenoid Caddy)	113.30	—	—
3324165	EFX-1014-A	Wall Flange Kit EFX-8XX	22.70	1.00	671254403086
3324166	EFX-1015-A	Battery Kit For EFX-8XX	22.70	1.00	671254403093
3324114	EFX-13-A	Solenoid Valve Caddy 0.5 gpm/1.9 Lpm, Low CAP	119.20	1.00	671254400436
3324115	EFX-14-A	Solenoid Valve Caddy 1.5 gpm/5.7 Lpm, Low CAP	119.20	1.00	671254400443
3324122	EFX-15-A	Solenoid Valve Caddy 0.5 gpm/1.9 Lpm, Mid	124.95	0.08	671254399952
3324123	EFX-16-A	Solenoid Valve Caddy 1.5 gpm/5.7 Lpm, Mid	124.95	0.08	671254399969
3324124	EFX-17-A	Solenoid Valve Caddy 0.5 gpm/1.9 Lpm, High	130.60	0.33	671254402256
3324125	EFX-18-A	Solenoid Valve Caddy 1.5 gpm/5.7 Lpm, High	130.60	0.33	671254400580
3324129	EFX-19	Filter for Solenoid Caddy (Package of 10)	17.05	0.08	671254399822
3324118	EFX-1-A	CP Standard Crown (IR)	283.90	0.34	671254400573
3324116	EFX-21-A	Faucet Spout Mounting Kit, Integrated Base Faucet - 8"	44.80	1.00	671254400450
3324117	EFX-23-A	Battery Box Kit EFX-3XX/EFX-6XX (IR)	68.15	0.27	671254399815
3324134	EFX-25-A	Cap For Mixer Opening	17.05	0.03	671254403680
3324112	EFX-2-A	CP Standard Crown (CAP)	68.15	1.00	671254400412
0324034	EFX-34	Flexible Supply Hose 18-Inch, Single Supply Only (L=45mm)	17.00	1.00	671254394704
3324132	EFX-36	Control Module Mounting Hardware	22.30	1.00	671254401228
3324126	EFX-37-A	Solenoid Valve Caddy 0.5 gpm/1.9 Lpm, Low IR	119.20	0.08	671254399648
3324127	EFX-38-A	Solenoid Valve Caddy 1.5 gpm/5.7 Lpm, Low IR	119.20	0.08	671254399655
3324131	EFX-39-A	Supply Washer Kit	17.05	0.08	671254400627
3324119	EFX-3-A	CP Crown (Solar)	403.45	0.08	671254399945
3324120	EFX-4-A	CP Crown (Solar+LCD)	702.25	—	671254399846
3324121	EFX-5-A	CP Crown (LCD Only)	582.75	0.33	671254400641
3324128	EFX-7-A	Battery Box For Above Deck Electronics, IR (Mid, High)	68.15	0.27	671254399808
3324113	EFX-8-A	Battery Box For Below Deck Electronics, CAP	34.10	1.00	671254400429
3305170	EL-1005-A	Exposed Urinal Accessory Kit CP	328.95	0.41	671254069053
0305125PK	EL-101	Solenoid Nut CP	21.80	0.03	671254004559
0305126	EL-102-1	Name Plate 120V AC	1.30	0.01	671254004566
0305127	EL-102-2	Name Plate 24V AC	1.30	0.01	671254004573
0305132PK	EL-104	Adapter CP	31.25	0.07	671254004627
0305135	EL-110	O-Ring 1-1/8X1-1/4X1/16	0.75	0.01	671254004641



EFX-14-A



EFX-38-A




EFX-3-A



EFX-7-A

Code Number	Product Number	Description	List Price \$	Est. Wt. (lbs.)	UPC Code
3345013	EL-1101-A	Solenoid Royal® Repair Kit (1.6/6 Lpf) Closet	59.40	0.48	671254203174
3345014	EL-1102-A	Solenoid Royal® Repair Kit (3.5/13.2 Lpf) Closet	59.40	0.48	671254203181
3345015	EL-1103-A	Solenoid Royal® Repair Kit (2.4 gpf/9.0 Lpf) Closet	59.40	0.48	671254203198
3345016	EL-1106-A	Solenoid Royal® Repair Kit (0.5 gpf/1.9 Lpf) Urinal	59.40	0.48	671254203204
3345017	EL-1107-A	Solenoid Royal® Repair Kit (1.0 gpf/3.8 Lpf) Urinal	59.40	0.48	671254203211
3345018	EL-1108-A	Solenoid Royal® Repair Kit (1.5 gpf/5.7 Lpf) Urinal	59.40	0.48	671254203228
0305328	EL-124-1	CP Solenoid Assembly 120V	205.80	1.00	671254221215
0305329	EL-124-2	CP Solenoid Assembly 24V	205.80	1.00	671254211810
0305200	EL-125	#8-32" x 3/8" Screw (4 Required)	0.55	0.03	671254221758
0305201PK	EL-126	#8-32" Hex Nut (4 Required)	0.55	0.25	671254221765
0305202	EL-127	#8 Internal Tooth Lock Washer (4 Required)	0.55	0.02	671254221772
3305043	EL-128-A	Actuator Cartridge	31.15	0.07	671254045859
0305330	EL-138-1	RB Solenoid Assembly 120V	205.80	1.00	671254005006
0305331	EL-138-2	RB Solenoid Assembly 24V	205.80	1.00	671254005013
0305324	EL-141-A	Over Ride Switch Assembly	28.60	0.10	671254004993
3305620	EL-1500	Sensor – Urinal	269.90	0.12	671254119376
3305621	EL-1500-L	Sensor – Closet	269.90	0.12	671254119383
3305622	EL-1500-LL	Sensor – Lav	269.90	0.12	671254119390
3305623	EL-1500-LLT	Sensor – Lav w/Timeout	269.90	0.12	671254119406
0305151PK	EL-151	Sensor Plate (for Exposed Urinals) CP	49.10	0.20	671254004719
0305152PK	EL-152	Hex Socket Screw CP	1.45	0.01	671254045804
0305161PK	EL-161	Sensor Plate (for Concealed Urinals) CP	49.10	0.23	671254045811
0305164PK	EL-162	Coil Housing CP	47.65	0.09	671254004771
0305165PK	EL-163-A	Solenoid Plunger Assembly	46.60	0.40	671254045828
0305166PK	EL-164	Flux Plate CP	13.25	0.06	671254004795
0305119PK	EL-165-1	Solenoid Coil 120V AC	24.65	0.31	671254004542
0305118PK	EL-165-2	Solenoid Coil 24V AC	24.65	0.31	671254004535
0305167	EL-166	Solenoid Nut RB	1.45	0.01	671254004801
0305323	EL-168-A	Yoke Assembly	5.65	0.03	671254045842
0305163	EL-172-A	Button Assembly	97.60	0.75	671254004764
0305139	EL-176-A	Flange Assembly CP	13.80	0.12	671254004658
0305190	EL-190-A	Handle Adapter	34.95	0.12	671254004887
0305206	EL-196	Electrical Box 4 Sq x 1-1/2 Deep	11.25	0.71	671254274020
0305207	EL-197	Elect Box Mud Ring 4 Sq x 3/4	10.45	0.21	671254274037
0305219PK	EL-201	Sensor Plate (for Closets) CP	49.10	0.21	671254045835
0305148	EL-227	Solenoid Spanner Wrench	50.95	0.81	671254004696
0305768	EL-310-A	Spout Mounting Kit (ELF-10 and ESF-20 Only)	20.95	0.19	671254056947
0305946PK	EL-3500-A	Microphone Sensor Assembly	126.25	0.38	671254146198
0345150	EL-431-A	Flange Assembly 24V CP	17.75	0.17	671254224810
3305104	EL-595-A	CP Closet Sensor Wall Plate Kit	419.25	0.50	671254350106
3305105	EL-625-A	CP Closet Single Hole Wall Plate Kit	64.15	0.50	671254330511
3305107	EL-635A	CP Closet Sensor Wall Plate Kit (Exposed/Concealed TMO)	343.80		671254373068
3305100	EL-640-A	CP Urinal Sensor Wall Plate Kit (Exposed)	384.70	0.50	671254350045



EL-1005-A



EL-141-A



EL-172-A



EL-190-A

Code Number	Product Number	Description	List Price \$	Est. Wt. (lbs.)	UPC Code
3305101	EL-645-A	CP Urinal Sensor Wall Plate Kit (Exposed/Concealed TMO)	390.00	0.50	671254350052
3345078	EL-655-A	Wall Plate Kit for Small Wall Box Closet	548.50	4.50	671254370821
3345079	EL-660-A	Wall Plate Kit for Small Wall Box Urinal W/Override	548.50	4.50	671254370838
3305527	ETF-1004-A	Solenoid & Mounting Hardware	89.90	0.47	671254115927
3305577	ETF-1009-A	Solenoid Valve Repair Kit	40.00	0.06	671254115552
3365030	ETF-1019-A	Microphone Sensor Junction Box Kit (EL-3500A & ETF-450-A)	255.65	1.16	671254134256
3365091	ETF-1021-A	Spray Head 0.5 gpm Female Vandal Resistant	25.85	0.06	671254145146
3365090	ETF-1022-A	Spray Head 2.2 gpm Female Vandal Resistant – Aerated Stream	25.85	0.06	671254144910
3365092	ETF-1023-A	Spray Head 0.5 gpm Male Vandal Resistant	25.85	0.06	671254144903
3365093	ETF-1024-A	Spray Head 2.2 gpm Male Vandal Resistant – Aerated Stream	25.85	0.06	671254144927
3365161	ETF-1028-A	Spray Head 1.5 gpm Female Vandal Resistant – Laminar Stream	25.85	0.08	671254231634
3365162	ETF-1029-A	Spray Head 2.2 gpm Male Vandal Resistant – Laminar Stream	25.85	0.08	671254231658
0305784PK	ETF-178	CP Spray Head Adapter (ETF-500/EBF-550/ETF-700/EBF-750)	23.80	0.32	671254057098
0305613PK	ETF-250-A	Faucet/Sensor Assembly (ETF-80)	233.70	2.38	671254007000
0305728	ETF-259	Tee Compression Fitting	21.10	0.12	671254007758
0305536PK	ETF-261-A	Faucet Assembly CP (ETF-770)	185.90	—	671254371194
0305626	ETF-290-A	Faucet Mounting Kit for EBF-85	8.50	0.75	671254007123
0305736	ETF-297	Union Reducer 1/4" to 3/8"	13.35	0.07	671254007833
0305849PK	ETF-370-A	Solenoid Valve Assembly 24V	106.00	0.86	671254120174
3365676	ETF-437-A	Solenoid Assembly Kit-Single	27.75	0.34	671254135338
3365000	ETF-450-A	Splash Proof Junction Box	175.90	0.54	671254131460
0365001	ETF-458-A	Power Cord Kit	22.25	0.22	671254124578
3365001	ETF-470-A	Check Valve	41.95	0.20	671254125261
0365108PK	ETF-472-A	Faucet/Sensor Assembly Standard	376.45	0.83	671254200227
0365109PK	ETF-473-A	Faucet/Sensor Assembly with Surgical Bend	385.45	3.02	671254200210
3365003	ETF-492-A	Splash Proof Junction Box for use w/EL-350A only	125.85	1.25	671254247444
0365110	ETF-503-A	Spout Mounting Kit – includes Rubber Wshr Flat Wshr Lock Wshr Mting Nut	46.95	0.26	671254200203
0365070PK	ETF-542-A	Sensor Window Housing Assembly (ETF-600)	107.40	0.54	671254222007
0365086PK	ETF-543-A	Faucet/Sensor Assembly (ETF-600)	234.80	4.98	671254142398
3365088	ETF-546-A	Faucet Mounting Kit (ETF-600)	26.75	0.20	671254142404
0365058	ETF-547	Compression Fitting Connector	10.95	0.05	671254221987
0365162	ETF-595-A	CP Spout/Roll Pin Assembly	189.40	1.85	671254246508
3365461	ETF-617-A	Bak-Chek® Assembly	29.10	1.28	671254236035
0365147	ETF-621-A	Spray Head 2.2 gpm (8.3 Lpm) Female – Laminar Stream	25.85	0.06	671254265578
0365387	ETF-687-A	Spray Head 1.5 gpm (5.7 Lpm) Female – Laminar Stream	25.85	0.06	671254351936
0365752	ETF-735-A	Splash Proof Junction Box	175.90	0.55	671254353695
0365758	ETF-740-A	Solenoid Valve Assembly	194.05	1.40	671254353145
0365420	ETF-801-A	0.5 gpm (1.9 Lpm) Laminar Flow Spray Head	25.85	0.06	671254343320
3326027	MIX-111-A	Mounting Hardware Kit (for MIX-110-AA)	55.00	0.16	671254244382
3326028	MIX-123-A	Handle Assembly (for MIX-100-A & MIX-110-AA)	27.20	0.20	671254244399
3326047	MIX-59	Ceramic Cartridge (for MIX-100-A & MIX-110-AA)	44.80	0.10	671254244344
3326044	MIX-79	Check Valve (package of two)	10.95	—	671254244351
3326034	MIX-84-A	Mounting Hardware Kit (for MIX-100-A)	3.40	0.08	671254244368



ETF-1022-A



ETF-437-A



ETF-450-A



ETF-1009-A

Code Number	Product Number	Description	List Price \$	Est. Wt. (lbs.)	UPC Code
3326035	MIX-87-A	Temperature Limit Stop Kit (for MIX-100-A & MIX-110-AA)	18.35	0.03	671254244375
0362004	SFP-4	Mounting Hardware Kit – Pedestal Faucet	14.35	0.20	671254322295
0362005	SFP-5	Mounting Hardware Kit – Gooseneck Faucet	7.55	0.20	671254322288
0362008	SFP-8	Control Module	72.35	1.40	671254322325
0362034	SFP-34	Faucet Sensor Assembly	83.90	0.17	671254340152
0362040	SFP-40-A	Control Module w/Range Adjustment	86.60	1.45	671254351943
0362041	SFP-41-A	Faucet Sensor Assembly w/Range Adjustment	110.50	0.17	671254351950
0372033	WES-23-A	Button Cover ASM w/Screws Sloan ECOS® Dual-Flush Closet	39.10	1.00	671254341586
0372055	WES-55-A	Cover/Ring/Sensor Assembly Sloan ECOS® Dual-Flush Closet CP	513.10	2.37	671254341579
0372024	WES-24-A	Cover/Sensor/Assembly – Closet SOLIS® Electronic Dual-Flush	527.55	2.50	671254378452
0372028	WES-28-A	Cover/Sensor/Assembly (Zurn) – Closet SOLIS® Electronic Dual-Flush	527.60	2.50	—
0372038	WES-33-AC	Sensor Assembly SOLIS® – Water Closet Dual-Flush	324.75	0.50	671254368446



ETF-546-A



ETF-617-A



ETF-740-A



SFP-8

Code Number	Product Number	Description	List Price \$	Est. Wt. (lbs.)	UPC Code
Genuine MicroPlumb® Parts					
0345154PK	EL-154	50 VA Transformer	\$43.90	2.13	671254139589
0345211PK	EL-208	100 VA Transformer	\$148.60	4.80	671254139572
0365840	ETF-1003-108	Extension Cord (108") for use with mod plugs	\$36.70	0.20	671254143135
0365100	ETF-1003-240	Extension Cord (240") for use with mod plugs	\$60.75	0.30	671254145542
0365085	ETF-1003-600	Extension Cord (600") for use with mod plugs	\$62.40	0.60	671254143104
0365839	ETF-1003-72	Extension Cord (72") for use with mod plugs - OBSOLETE	—	—	—
3375015	MCR-1001-A	Solenoid Operator Retrofit Kit	235.00	0.95	671254231191
0375291	MCR-101-A	Manifold ASM 1-Line Mixing	429.80	4.70	671254331174
0375292	MCR-102-A	Manifold ASM 2-Line Mixing	926.60	5.72	671254144453
0375293	MCR-103-A	Manifold ASM 3-Line Mixing	1,263.60	9.20	671254331198
0375294	MCR-104-A	Manifold ASM 4-Line Mixing	1,783.60	11.21	671254331204
0375118	MCR-115-A	Single I/O Controller for push button showers only	121.35	0.40	671254147171
3375011	MCR-139-A	Solenoid with 15' cord	126.90	0.90	671254201538
3375012	MCR-140-A	Push Button with 15' cord	96.55	0.20	671254201071
3375013	MCR-176	Infrared Sensor Shower System	651.75	5.86	671254209817
0375169	MCR-183-A-1	Push Button ASM "A" = 1.28"	123.25	0.96	671254213388
0375185	MCR-183-A-2	Push Button ASM "A" = 2.28"	123.25	1.08	671254230026
0375282	MCR-184-A-1	Push Button ASM "A" = 3.28" I	196.05	1.12	671254324688
0375176	MCR-184-A-2	Push Button ASM "A" = 4.28" I	196.05	1.26	671254216051
0375227	MCR-184-A-3	Push Button ASM "A" = 5.28" I	196.05	1.56	671254244115
0375193	MCR-184-A-4	Push Button ASM "A" = 6.28" I	196.05	1.68	671254219427
0375196	MCR-184-A-5	Push Button ASM "A" = 7.28" I	196.05	1.68	671254221291
0375170	MCR-184-A-6	Push Button ASM "A" = 8.28" I	196.05	1.79	671254213395
0375173	MCR-184-A-7	Push Button ASM "A" = 9.28" I	196.05	2.16	671254214712
0375174	MCR-184-A-8	Push Button ASM "A" = 10.28" I	196.05	2.19	671254214729
0375175	MCR-184-A-9	Push Button ASM "A" = 11.28" I	196.05	2.33	671254214736
0375190	MCR-184-A-10	Push Button ASM "A" = 12.28" I	196.05	2.42	671254235106
0375189	MCR-184-A-12	Push Button ASM "A" = 16.28" I	196.05	2.73	671254231795
0375180	MCR-184-A-14	Push Button ASM "A" = 16.28" I	196.05	2.97	671254216488
0375200	MCR-194-A	Solenoid Retrofit Kit	103.30	0.60	671254224377
3375016	MCR-208-A	Retrofit Valve & Cable ASM	251.25	0.60	671254242166
3375019	MCR-215	Infrared Sensor Shower System	801.20	7.77	671254247949
3375020	MCR-216	Infrared Sensor Shower System	957.30	8.86	671254247956
3375021	MCR-217	Infrared Sensor Shower System	988.65	9.50	671254247963
3375022	MCR-218	Push Button Shower System	335.20	4.11	671254260351
3375023	MCR-223	Push Button Shower System	448.25	7.11	671254260368
3375024	MCR-224	Push Button Shower System	597.10	7.11	671254260375
3375025	MCR-225	Push Button Shower System	635.65	7.35	671254260382
3375000	MCR-231-D	SW Kit (D Hole) 180"	96.55	0.30	671254263451
3375032	MCR-270-1.6-MOD64	Retrofit Solenoid A1 & A2 1.6g	371.95	5.25	671254331228
3375032	MCR-270-1.6-MODAG64	Royal® 1.6 ADJ/GJ Retrofit Valve Body	371.95	0.60	671254337428
3375034	MCR-271-3.5-MOD64	Retrofit Solenoid A1 & A2 3.5g	371.95	5.25	671254331235
3375035	MCR-271-3.5-MODAG64	Royal® 3.5 ADJ/GJ Retrofit Valve Body	396.10	4.88	671254337411
3375036	MCR-272-1.6-MOD	Royal® 1.6 Retrofit Valve Body	371.95	4.66	671254331242



ETF-1003-600



MCR-140-A



EL-154



MCR-183-A

Code Number	Product Number	Description	List Price \$	Est. Wt. (lbs.)	UPC Code
3375037	MCR-272-1.6-MODAG	Royal® 1.6 ADJ/GJ Retrofit Valve Body - Requires H130-1	396.10	4.78	671254331266
3375038	MCR-273-3.5-MOD	Royal® 3.5 Retrofit Valve Body	371.95	4.66	671254331259
3375039	MCR-273-3.5-MODAG	Royal® 3.5 ADJ/GJ Retrofit Valve Body - Requires H130-1	396.10	4.78	671254331358
3375040	MCR-274-2.4-MOD64	Royal® Retrofit Valve Body	371.95	5.25	671254332416
3375048	MCR-274-2.4-MODAG64	Royal® Retrofit Valve Body	371.95	4.78	671254339354
3375041	MCR-275-2.4-MOD	Royal® Retrofit Valve Body	396.10	4.65	671254332423
3375043	MCR-275-2.4-MODAG	Royal® Retrofit Valve Body	396.10	4.78	671254332430
3375008	MCR-29-A	3/8" Kit	37.25	0.20	671254145764
0375104	MCR-34	3/8" Coupling	2.85	0.10	671254145825
0375126	MCR-4001-AL-001	4 I/O Controller	757.70	1.83	671254201880
0375155	MCR-4001-AL-002	4 I/O Controller	757.70	1.83	671254209411
0375183	MCR-4001-AL-003	4 I/O Controller	757.70	1.83	671254219113
0375216	MCR-4001-AL-004	4 I/O Controller	757.70	1.79	671254228436
0375217	MCR-4001-AL-005	4 I/O Controller	757.70	1.95	671254228443
0375149	MCR-4002-A-001	4 I/O Controller Module (4DG00106)	895.55	1.26	671254208940
0375150	MCR-4002-A-002	4 I/O Controller Module (4PC00100)	895.55	1.26	671254208957
0375151	MCR-4002-A-003	4 I/O Controller Module (4DG00200)	895.55	1.26	671254208964
0375152	MCR-4002-A-004	4 I/O Controller Module (4PS00200)	895.55	1.26	671254208971
0375153	MCR-4002-A-005	4 I/O Controller Module (4DG00600)	895.55	1.26	671254208988
0375154	MCR-4002-A-006	4 I/O Controller Module (4DG00600)	895.55	1.26	671254208995
0375241	MCR-4003-A-001	4 I/O Controller Module FTT10A TY	835.70	1.83	671254259911
0375242	MCR-4003-A-002	4 I/O Controller Module FTT10A TY	835.70	1.83	671254259928
0375280	MCR-4004-A	4 I/O Controller Module (4PA00100)	404.80	1.26	671254313880
0375296	MCR-426	Transformer 24V/50VA Plug In	120.80	2.42	671254332522
0375297	MCR-427	Transformer 24V/96VA Plug In	187.30	5.18	671254332539
0375039	MCR-60-A	Lavatory Push Button 1" Wall	235.60	1.32	671254275843
0375053	MCR-60-A-1	Lavatory Push Button but less than 1" Wall	235.60	1.15	671254275881
0375056	MCR-60-A-2	Lavatory Push Button 2" Wall	235.60	1.40	671254143708
0375057	MCR-60-A-3	Lavatory Push Button 3" Wall	235.60	1.51	671254143715
0375058	MCR-60-A-4	Lavatory Push Button 4" Wall	235.60	1.74	671254143722
0375059	MCR-60-A-5	Lavatory Push Button 5" Wall	235.60	1.86	671254143739
0375060	MCR-60-A-6	Lavatory Push Button 6" Wall	235.60	1.84	671254143746
0375061	MCR-60-A-7	Lavatory Push Button 7" Wall	235.60	2.10	671254143753
0375062	MCR-60-A-8	Lavatory Push Button 8" Wall	235.60	2.22	671254143760
0375054	MCR-60-A-9	Lavatory Push Button 9" Wall	235.60	1.53	671254275898
0375055	MCR-60-A-10	Lavatory Push Button 10" Wall	235.60	2.21	671254141971
0375314	MCR-60-A-16	Lavatory Push Button 16" Wall	303.20	2.63	671254343283
0375267	MCR-8002-A-001	8 I/O Controller (8PS01100)	624.95	1.81	671254298415
0375268	MCR-8002-A-002	8 I/O Controller (8PS01200)	624.95	1.81	671254298422
0375269	MCR-8002-A-003	8 I/O Controller (8PC02100)	624.95	1.81	671254298439
0375270	MCR-8002-A-004	8 I/O Controller (8PW01500)	624.95	1.81	671254298446
0375271	MCR-8002-A-005	8 I/O Controller (8PC02200)	624.95	1.81	671254298453
0375272	MCR-8003-A-001	8 I/O Controller (8PC02300)	624.95	1.81	671254279391
0375273	MCR-8003-A-002	8 I/O Controller (8PW01600)	624.95	1.81	671254279407
3911565	ROYAL 150 ESM	24V Electronic Prison flushometer	422.65	6.85	671254222540




MCR-184-A-4



MCR-275-2.4-MODAG



MCR-60-A




MCR-8002-AX

Code Number	Product Number	Description	List Price \$	Est. Wt. (lbs.)	UPC Code
3911564	ROYAL 150-1.6 ESM	24V Electronic Prison flushometer	422.65	8.54	671254222533
3918299	ROYAL 601 ESM	24V Electronic Prison flushometer	615.00	10.10	671254051010
3918040	ROYAL 601-1.6 ESM	24V Electronic Prison flushometer	615.00	9.71	671254216457
3918120	ROYAL 603 AFD ESM	24V RM 50637	434.15	7.65	671254127180
3918141	ROYAL 603 ESM	24V Electronic Prison flushometer	428.10	9.10	671254208568
3918175	ROYAL 603 ESM	24V L/Outlet & FC	422.45	6.97	671254307834
3918183	ROYAL 603 ESM	24V TP	509.40	9.25	671254323780
3918199	ROYAL 603 ESM	24V W/F-100 11-1/2	458.80	9.71	671254339279
3918121	ROYAL 603 ESM	24V RM 50637 F-100 9"	458.80	9.09	671254279476
3918196	ROYAL 603-1.6 ESM	24V Electronic Prison flushometer	428.10	9.10	671254335394
3918119	ROYAL 603-1.6 ESM	24V RM 50637	448.45	9.80	671254126244
3918132	ROYAL 603-1.6 ESM	24V RM 50637 F-100 9"	458.80	9.89	671254144859
3918170	ROYAL 603-1.6 ESM	24V W/F-100 11-1/2"	454.45	9.71	671254302556
3918162	ROYAL 603-1.6 ESM	AFD W/ V-500-AA 7 1/2"	460.90	9.31	671254247369
3918230	ROYAL 603-2.4 ESM	24V F-100 13 3/4 9" S	507.35	9.19	671254340343
3918186	ROYAL 603-2.4 ESM	24V W/V-500-AA 24" & 6"	641.15	9.22	671254326446
3918742	ROYAL 609 ESM	24V Electronic Prison flushometer	448.45	8.03	671254264526
3918751	ROYAL 609-1 ESM U	24V Electronic Prison flushometer	481.80	9.88	671254298606
3919070	ROYAL 613-0.5 ESM	24V Electronic Prison flushometer	430.70	9.10	671254347373
3919095	ROYAL 613-1 ESM	24V Electronic Prison flushometer	430.70	8.51	671254227620
3458110	ROYAL 650 ESM	24V Electronic Prison flushometer	422.95	7.69	671254144668



ROYAL 603 ESM



MCR-104

This page intentionally left blank.

PRODUCT VARIATION SUFFIXES

FLUSHOMETERS

SOLENOID VALVES

ES	120 VAC or 24 VAC
ESM	Solenoid with special connector for use w/ MicroPlumb® Control Systems only
ES-S	OPTIMA® sensor-activated valves
HW	Hardwire
ES-SM	OPTIMA® sensor-activated valves w/ Surface Mount Sensor
TMO	True Mechanical Override

CONTROL STOPS

E	Straight Stop Variation
F	Screwdriver Stop Variation
K	Wheel Handle Stop Variation
GJ	Ground Joint Stop

BUMPERS

YO	Angle Stop Bumper
YG	Angle Stop Extended Bumper
YH	Single Wall Bumper
YI	Double Wall Bumper
YN	Flush Tube Bumper

HANDLES & PUSH BUTTONS

ADA	ADA Compliant Handle
FW	Fixture Wall Actuator
HL-3	3" Metal Oscillating Push Button on front of valve
J	Metal Oscillating Handle
L	Metal Index Push Button
L-3	3" Metal Oscillating Push Button
MBFW	Metal Button Fixture Wall Actuator
MBPM	Metal Button Panel Mount
MP	Metal Partition Actuator
OR	Override Button
SG	Sanigard
SW	Side Wall Mounted Actuator
YA	Nickel-Silver Finish Variation
YW	Combination Pedal-Handle

PIPE SUPPORTS

YJ	Split Ring Pipe Support Variation
YK	Solid Ring Pipe Support Variation
YL	Solid Ring w/ Seat Bumper Variation

VACUUM BREAKERS & FLUSH CONNECTIONS

XYV	Valve Less Vacuum Breaker
O	Offset Vacuum Breaker
T	1-1/2" Flush Connection
U	1-1/4" Flush Connection
V	1" Flush Connection
W	3/4" Flush Connection
TP	Trap Primer
AFD	Anti-Flood Device

SWEAT KITS & ADAPTERS

XL	Sweat Adapter, Stamped Wall Flange & Casing Tube
YC	Cast Set Screw Wall Flange for iron pipe
Z	Locking Ring for Zurn Flush Valve Bodies
WB	For installation w/ Sloan Easy Access Wall Box
SWB	Small Wall Box

FAUCETS

VARIATIONS

AB	Angle Bracket
ADM	Above Deck Mechanical Mixing Valve
BAA	Buy American Act
BDT	Below Deck Thermostatic Mixing Valve
DS	Drain Shroud
ESD	Electronic Soap Dispenser
MSD	Manual Soap Dispenser
FA	Front Apron
FL	Floor Mounted
FM	Floor Mount Kit
JVC	Juvenile Height Cabinet
LS	Left Side Splash
RS	Right Side Splash

FINISHES (may not apply to all products)

PVDSF	Satin (Chrome/PVD)
PVDBN	Brushed Nickel (Chrome/PVD)
PVDPB	Polished Brass (Chrome/PVD)
PVDSB	Satin Brass (Chrome/PVD Finish)**

** Minimum Order Quantity, please contact local Sloan representative for information

SINK SYSTEMS

VARIATIONS (40000/50000/60000/70000 Series, where applicable)

AB	Angle Bracket
ADM	Above Deck Mechanical Mixing Valve
BDT	Below Deck Thermostatic Mixing Valve
DS	Drain Shroud
ESD	Electronic Soap Dispenser
MSD	Manual Soap Dispenser
FA	Integrated Front Apron
FL	Floor Mounted
FM	Floor Mount Kit
JVC	Juvenile Height Cabinet
LS	Left Side Splash
MSD	Manual Soap Dispenser
RS	Right Side Splash

AER DEC & Designer Series Sink Colors

See Designer Series Spec sheets for url to Sink color options

SINK SYSTEMS (continued)

SINK COLORS (40000 Series)

AH	Ash
AM	Amber
IN	Indigo
JD	Jade
JT	Jet
PL	Pearl
SL	Slate
SS	Sand
TP	Taupe

Bio Deck Sink Colors (50000 Series)

CC	Corn Cob
RM	Rustic Maple
G	Gray
JG	Jade Green

SINK COLORS (60000/70000/80000 Series)

WH	White
CO	Cameo

DESIGNER SERIES SINK COLORS*

DSC001	Designer White
DSC002	Glacier White
DSC003	Antarctica
DSC004	Cameo White
DSC005	Rice Paper
DSC006	Linen
DSC007	Savannah
DSC008	Whisper
DSC009	Canvas
DSC010	Fossil
DSC011	Acorn
DSC012	Raffia
DSC013	Concrete
DSC014	Green Tea
DSC015	Dove
DSC016	Blue Pebble
DSC017	Maui
DSC018	Night Sky

* Natural Stone and Corian Colors available upon request.

Sloan Sales Representatives

Alabama

Will & Pierce Agency
6612 Pine Hill Road
Daphne, AL 36526
251/621-1550
jsullivan@willandpierce.com

Alaska

Stone-Drew/Ashe & Jones, Inc.
710 S Lucile Street
Seattle, WA 98108
206/763-2850
www.SDAJnw.com

Arizona

Southwestern Mechanical
Sales Co.
1440 W. San Pedro Street
Gilbert, AZ 85233
480/813-1313
Vgalvan@swmech.com
Southwestern Mechanical
Sales Co.
4771 S. Overland Dr
Tucson, AZ 85714
520/884-1414
jmcmanus@swmech.com

Arkansas

C.A. Riner Co., Inc.
7620 Hardin Dr
N. Little Rock, AR 72117
501/834-1400
cariner.com

California – South

Delco Sales
5375 E Hunter Avenue
Anaheim, CA 92807-2054
714/888-2444
sales@delcosales.com

California – North

Kliman Sales Inc.
1245 N. 5th St
San Jose, CA 95112
408/275-1784
klimansales.com

Kliman Sales Inc.
8560 23rd Ave
Sacramento, CA 95826
916/379-0784
klimansales.com

Colorado

Marshall-Rodeno
Associated
5700 E. 39th Avenue
Denver, CO 80207
800/824-3675
Bcrockett@marshallrodeno.com

Connecticut

Yost Associates
224 Eastern Boulevard
Glastonbury, CT 06033
860/659-0301
sphillbrook@
yostassociates.com
yostassociates.com

Delaware

Robert Burns Assoc., Inc.
4009-B Market Street
Aston, PA 19014
610/497-1722

District of Columbia

The Joyce Agency
3933 Avion Park Ct, Ste B102B
Chantilly, VA 20151
800/291-9298 or
703/866-3111
thejoyceagency.com

Florida

Engineered Concepts
917 N.W. 31st Avenue
Pompano Beach, FL 33069
954/979-9999
eng-concepts.com

Georgia

Southern Spec
2125 Corporate Drive, Ste 105A
Marietta, GA 30067
770/627-5458

Hawaii

Delco Sales
111 Sand Island,
Access Road I-4
Honolulu, HI 96819
808/842-7900
Hawaii@delcosales.com

Idaho – Southwest

Braley-Gray & Associates
900 E. Overland Road
Meridian, ID 83642
208/898-9410
braleygray@msn.com

Idaho – North

Stone-Drew/Ashe & Jones, Inc.
710 S Lucile Street
Seattle, WA 98108
206/763-2850
alliancesalesnw.com

Idaho – Southeast

R.E. Fitzpatrick Sales, Inc.
4109 West Nike Dr
West Jordan, UT 84088
801/282-0700
Kevin@Fitzpatricksales.com

Illinois – North

REPCO Associates, Inc.
1775 W. Armitage Ct
Addison, IL 60101
630/932-9900
brian@repcocoassociates.com

Illinois – Central

Ziel-Carlson, Inc.
7930 42nd Street, Ste B
Rock Island, IL 61201
309/762-3700
www.zielcarlson.com

Illinois – South

American Sales Co.
920 Palm Street
St. Louis, MO 63147
314/231-6114
amersales@sbcglobal.net

Indiana

Aspinall Associates
6840 Hillsdale Court
Indianapolis, IN 46250
317/849-5757
aspinall.com

Iowa

Service Reps, Inc.
15030 "A" Circle
Omaha, NE 68144
402/333-2095
servicerepsinc.com

Kansas

Hebco Inc.
4304 S. Washington
Independence, MO 64055
913/491-0797
quotes@hebcocoreps.com

Kentucky

BBN Sales, Inc.
3737 Spring Grove Avenue
Cincinnati, OH 45223
513/681-9999
bbnsales@cinci.rr.com

Louisiana

Superior Products, Inc.
2911 S. Ruby Ave
Gonzales, LA 70737
225/644-9773
shebert@superiorbrem.com

Maine

JH Pokorny Associates, LLC
1502 Providence Hwy, Ste 4
Norwood, MA 02062
781/762-2661
jhpokorny.net

Maryland

The Joyce Agency
3933 Avion Park Ct, Ste B102B
Chantilly, VA 20151
800/291-9298 or
703/866-3111
thejoyceagency.com

Massachusetts – East

JH Pokorny Associates, LLC
1502 Providence Hwy, Ste. 4
Norwood, MA 02062
781/762-2661
jhpokorny.net

Massachusetts – West

Yost Associates
224 Eastern Blvd
Glastonbury, CT 06033
860/659-0301
sphillbrook@
yostassociates.com
yostassociates.com

Michigan – East

Diversified Spec. Sales, Inc.
13261 Northend Avenue
Oak Park, MI 48237
248/398-2400
diversifiedspec.com

Michigan – West

Diversified Spec. Sales, Inc.
931 West River Center Dr
Comstock Park, MI 49321
616/785-9000
diversifiedspec.com

Michigan – Upper Peninsula

Badgerland Trading of Wisc.
2415 S. 170th Street
New Berlin, WI 53151
262/827-3177
dan@badgerlandtrading.com

Minnesota

Hamel Associates, Inc.
4230 W. 76th Street
Edina, MN 55435
952/835-5570
hamelrep.com

Mississippi

Will & Pierce Agency
6612 Pine Hill Road
Daphne, AL 36526
251/621-1550
jsullivan@willandpierce.com

Missouri – East

American Sales Co.
920 Palm Street
St. Louis, MO 63147
314/231-6114
amersales@sbcglobal.net

Missouri – West

Hebco Inc.
4304 S. Washington
Independence, MO 64055
913/491-0797
quotes@hebcocoreps.com

Montana

Clapper Co., Inc.
5528 Holiday Avenue
Billings, MT 59101
406/252-9385
clapperco.com

Nebraska

Service Reps, Inc.
15030 "A" Circle
Omaha, NE 68144
402/333-2095
servicerepsinc.com

Nevada – North

R.E. Fitzpatrick Sales, Inc.
4109 W. Nike Dr
West Jordan, UT 84088
801/282-0700
kevin@fitzpatricksales.com

Nevada – South & West

Southwestern Mechanical
Sales Co.
3191 Builders Avenue
Las Vegas, NV 89101
702/368-2661
jeffm@swmech.com

New Hampshire

JH Pokorny Associates, LLC
1502 Providence Hwy, Ste. 4
Norwood, MA 02062
781/762-2661
jhpokorny.net

New Jersey – North

Maloney & Curcio, Inc.
1601-1615 Pennsylvania Ave.
Linden, NJ 07036
908/486-0900
www.maloney-curcio.com

New Jersey – South

Robert Burns Assoc, Inc.
4009-B Market Street
Aston, PA 19014
610/497-1722
robertburnsassociates.com

New Mexico

M&M Sales, Inc.
3415 Vassar Drive N.E.
Albuquerque, NM 87107
505/884-1733
john@mandmsales.com

New York – Lower

Edwards, Platt & Deely Inc.
368 Wyandanch Avenue
North Babylon, NY 11703
631/253-0600
epdreps.com

New York – Upper

WMS Sales, Inc.
9580 County Road
Clarence Center, NY 14032
716/741-9575
wmsales.com

North Carolina

Smith & Stevenson
4935 Chastain Ave
Charlotte, NC 28217
704/525-3388
smithandstevenson.com

North Dakota

Hamel Associates, Inc.
4230 W. 76th Street
Edina, MN 55435
952/835-5570
hamelrep.com

Ohio – Northeast

Midwest Spec
29315 Clayton Ave
Wickliffe, OH 44092
440/944-7500
www.mwspec.com

Ohio – Central & South

BBN Sales, Inc.
3737 Spring Grove Avenue
Cincinnati, OH 45223
513/681-9999
bbnsales@cinci.rr.com

Ohio – Northwest

Diversified Spec. Sales, Inc.
13261 Northend Ave
Oak Park, MI 48237
248/398-2400
diversifiedspec.com

Oklahoma

Pannell Associates Sales Co.
5411 S. 101st East Ave
Tulsa, OK 74146
418/664-7732
cip@pannellassociates.com
pannellassociates.com

Pannell Associates Sales Co.

6775 Boucher Drive, Ste 5
Edmund, OK 73034
405/948-7732
cip@pannellassociates.com
pannellassociates.com

Oregon

Braley-Gray & Associates
2150 N. Lewis Ave
Portland, OR 97227
503/249-6972
sales@braleygray.com

Pennsylvania – West

J.B. O'Connor Co., Inc.
P. O. Box 12927
Pittsburgh, PA 15241
724/745-5300
jboconnor.com

Pennsylvania – Far North

WMS Sales, Inc.
9580 County Road
Clarence Center, NY 14032
716/741-9575
wmsales.com

Pennsylvania – East

Robert Burns Assoc., Inc.
4009-B Market Street
Aston, PA 19014
610/497-1722
robertburnsassociates.com

Robert Burns Assoc., Inc.

574 Hi-View Drive
Litzitz, PA 17543
717/203-8828
robertburnsassociates.com

Rhode Island

Yost Associates
224 Eastern Boulevard
Glastonbury, CT 06033
860/659-0301
sphillbrook@
yostassociates.com
yostassociates.com

South Carolina

Smith & Stevenson
4935 Chastain Avenue
Charlotte, NC 28217
704/525-3388
smithandstevenson.com

South Dakota

Hamel Associates, Inc.
4230 W. 76th Street
Edina, MN 55435
952/835-5570
hamelrep.com

Tennessee – East

Premier Marketing
2744 North Mt. Juliet Road
Mt. Juliet, TN 37122
615/553-2053
eddie@pmisales.com

Tennessee – Central & West

Mendell Sales
304-C Hill Avenue
Nashville, TN 37210
615/291-6331
mendellsales.com

Texas – North

Dillard Associates
3145 National Cir
Garland, TX 75041
972/278-2000
sales@dillardassoc.com
www.Dillardassoc.com

Texas – South

Dillard Associates
6100 Tri County Pkwy
Schertz, TX 78154
210/824-4881
www.Dillardassoc.com

Tri Rep Sales

20530 Sunshine Lane, Ste B
Spring, TX 77388
281/362-7515
www.TriRepSales.com

Texas – El Paso

M&M Sales, Inc.
1006-B Wall St
El Paso, TX 79915
915/772-0393
carol@mandmsales.com

Utah

R.E. Fitzpatrick Sales, Inc.
4109 West Nike Drive
West Jordan, UT 84088
801/282-0700
kevin@fitzpatricksales.com

Vermont

JH Pokorny Associates, LLC
1502 Providence Hwy, Ste 4
Norwood, MA 02062
781/762-2661
jhpokorny.net

Virginia – North & West

The Joyce Agency
3933 Avion Park Ct, Ste B102B
Chantilly, VA 20151
800/291-9298 or
703/866-3111
thejoyceagency.com

Virginia – Central

W.G. Lesemann & Assoc
11184 Hopson Rd
Ashland, VA 23005
804/752-6301
info@wglesemann.com

Washington – Northwest & East

Stone-Drew/Ashe & Jones, Inc.
710 South Lucile Street
Seattle, WA 98108
206/763-2850
www.SDAJnw.com

Washington – Southwest

Braley-Gray & Associates
2150 N. Lewis Avenue
Portland, OR 97227
503/249-6972
sales@braleygray.com

Braley-Gray & Associates

2818 E. 2nd Street
Vancouver, WA 98661
360/693-9900
braleygray.com

West Virginia – Far Northeast

The Joyce Agency
3933 Avion Park Ct, Ste B102B
Chantilly, VA 20151
800/291-9298 or
703/866-3111
thejoyceagency.com

West Virginia – Central & Far South

J.B. O'Connor Co., Inc.
P. O. Box 12927
Pittsburgh, PA 15241
724/745-5300
jboconnor.com

Wisconsin: South & East

Badgerland Trading of Wisc.
2415 S. 170th Street
New Berlin, WI 53151
262/827-3177
www.Badgerlandtrading.com

Wisconsin: Northwest

Hamel Associates, Inc.
4230 W. 76th Street
Edina, MN 55435
952/835-5570
hamelrep.com

Wyoming – Southwest

Fitzpatrick Sales, Inc.
4109 West Nike Drive
West Jordan, UT 84088
801/282-0700
fitzpatricksales.com

Wyoming – North

Clapper Co., Inc.
5528 Holiday Avenue
Billings, MT 59101
406/252-9385
clapperco.com

Canada

Dobbin Sales Ltd.
51 Terecar Drive, Unit 2
Vaughan, ON L4L 0B5
800/565-8515 or
905/264-5465
dobbinsales.com
info@dobbinsales.com

Mexico

Sloan de Mexico
S. de R.L. de C.V.
Carretera a los Pinos Km-1
Ramos Arizpe, Coahuila
Mexico, CP 25900
(52) 844/488-0669,
(52) 844/488-0299
787.garcia@sloanvalve.com

Puerto Rico

J.A. Short, Inc.
P. O. Box 190951
Hato Rey, PR 00919-0951
787/536-3273
jashort@jashortinc.com

Headquarters

10500 Seymour Avenue
Franklin Park, IL 60131-1238
P: +1 847.671.4300 / 800.982.5839
F: +1 847.671.4380 / 800.447.8329
customer.service@sloan.com
www.sloan.com