



Sloan® Sensor Flushometer

SLOAN 8186-0.5-CP

Product description

0.5 gpf, Polished Chrome Finish, Fixture Connection Top Spud, Single Flush, Battery, Sloan® Exposed Sensor Urinal Flushometer.

Compliances & Certifications






(ADA Compliant, BAA Compliant, BREEAM Materials Credit, BREEAM Water Credit, cUPC Green Certified, EPD, Green Globes Credit, Green Globes Water, HPD, IAPMO, LEED Credit, LEED HPD, LEED Water, Satisfies LEED Credits, EPA WaterSense Listed)

Code 3790068

Finish

-  Polished Chrome (CP)

Downloads

-  [G2 and ECOS Single Flush Optima Plus Valve Installation Instructions duplicate.pdf](#)
-  [Control Stop Repair and Maintenance Guide.pdf](#)
-  [Flush Connections Flanges Repair and Maintenance Guide.pdf](#)
-  [Additional Downloads](#)

Videos

-  [Sloan – Company Overview](#)

Details

- Flush Volume: 0.5 gpf (1.9 lpf)
- Finish: Polished Chrome (CP)
- Power Type: Battery
- Valve: Diaphragm
- Valve Body Material: Semi-red Brass
- Fixture Type: Urinal
- Fixture Connection: Top Spud
- Rough-in Dimension: 11.5" (292mm)
- Spud Coupling: 0.75" (19mm)
- Supply Pipe: 0.75" (19mm)

Features

- High chloramine resistant PERMEX[®] synthetic rubber diaphragm with Linear Filtered Bypass and Vortex Cleansing Action
- Adjustable tailpiece
- Valve body, Cover, Tailpiece and Control Stop shall be in compliance with ASTM Alloy Classification for Semi-Red Brass
- Valve shall be in compliance to the applicable sections of ASSE 1037
- Courtesy Flush[®] Override Button

Recommended specifications

Valve Body, Cover, Tailpiece and Control Stop shall be in conformance with ASTM Alloy Classification for Semi-Red Brass. Valve shall be in compliance with the applicable sections of ASSE 1037 and ANSI/ASME 112.19.2.

Electrical specifications

Valve Operating Pressure (Flowing)

15-80 psi (103 - 552 kPa). Specific fixtures may require greater minimum flowing pressure - consult manufacturer requirements.

Warranty

[View Warranty Information](#)

Notes

All information contained within this document subject to change without notice.

Looking for other variations of the SLOAN 8186 product? [View the general spec sheet with all options.](#)

[Find a compatible urinal](#) for this flushometer.

[Find a compatible water closet](#) for this flushometer.

WaterSense compliant when used with a 0.5 gpf (1.9 lpf) WaterSense fixture.

