


SGS305FS
30-INCH GAS COOKTOP
MASTERPIECE® SERIES



FEATURES & BENEFITS

- ★ - Most powerful 30" cooktop in the luxury segment (amongst leading manufacturers) with an overall output of 52,000 BTU
- ★ - Patented and exclusive Star® Burner provides superior performance
 - 30" 5 burner gas cooktop provides functionality of a 36" cooktop in a compact kitchen environment
 - Powerful 16,000 BTU center burner
 - Continuous grates allow pots and pans to glide smoothly across the cooktop

ACCESSORIES (OPTIONAL)



SWOKRINGF
Wok Ring



SGRIDDLEF
Griddle



SNLPKITF
LP Conversion Kit

GENERAL PROPERTIES

Controls	Metal Knobs
Sealed Burners	Yes
Grate Material	Cast Iron

BURNER PERFORMANCE

Total BTU Load (NG / LP)	52,000 / 45,200 BTU
Power of Front Left Burner (NG / LP)	8,000 / 6,000 BTU
Power of Back Left Burner (NG / LP)	10,000 / 9,100 BTU
Power of Center Burner (NG / LP)	16,000 / 15,000 BTU
Power of Back Right Burner (NG / LP)	8,000 / 6,000 BTU
Power of Front Right Burner (NG / LP)	10,000 / 9,100 BTU

TECHNICAL DETAILS

Watts (W)	1,800 W
Circuit Breaker (A)	15 A
Volts (V)	120 V
Frequency (Hz)	60 Hz
Plug Type	3 prong
Power Cord Length (in)	60"
Energy Source	Gas
Convertible To LP (Kit Required)	Yes

DIMENSIONS & WEIGHT

Overall Appliance Dimensions (HxWxD) (in)	5 3/16" x 31" x 21 1/4"
Required Cutout Size (HxWxD) (in)	3 13/16" x 28 15/16" x 19 1/8"
Minimum Distance From Counter Front (in)	1 7/8"
Minimum Distance From Rear Wall (in)	3"
Net Weight (lbs)	36 lbs

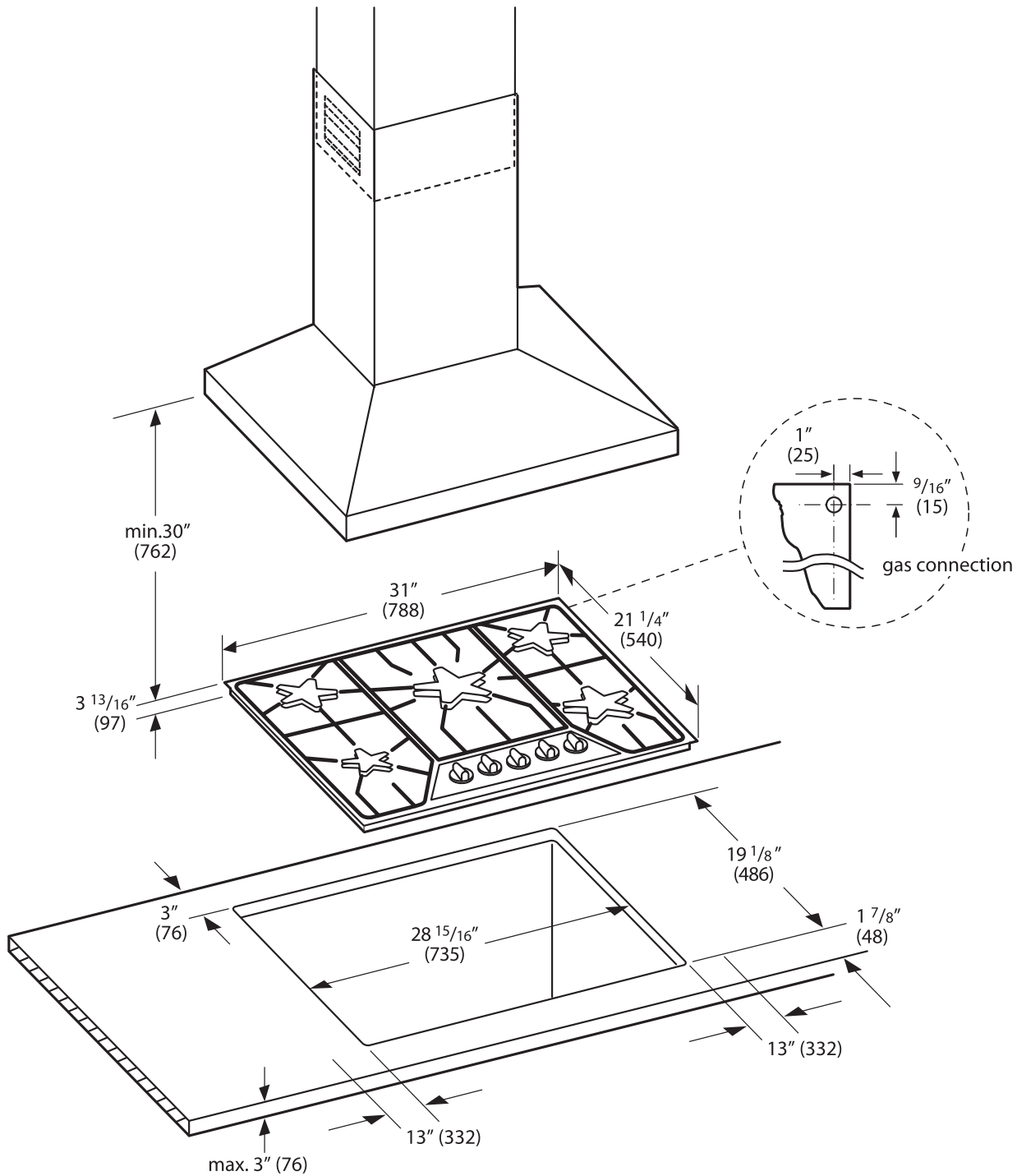
WARRANTY

Limited Warranty, Entire Appliance, Parts and Labor	2 Year
---	--------

SGS305FS
30-INCH GAS COOKTOP
MASTERPIECE® SERIES



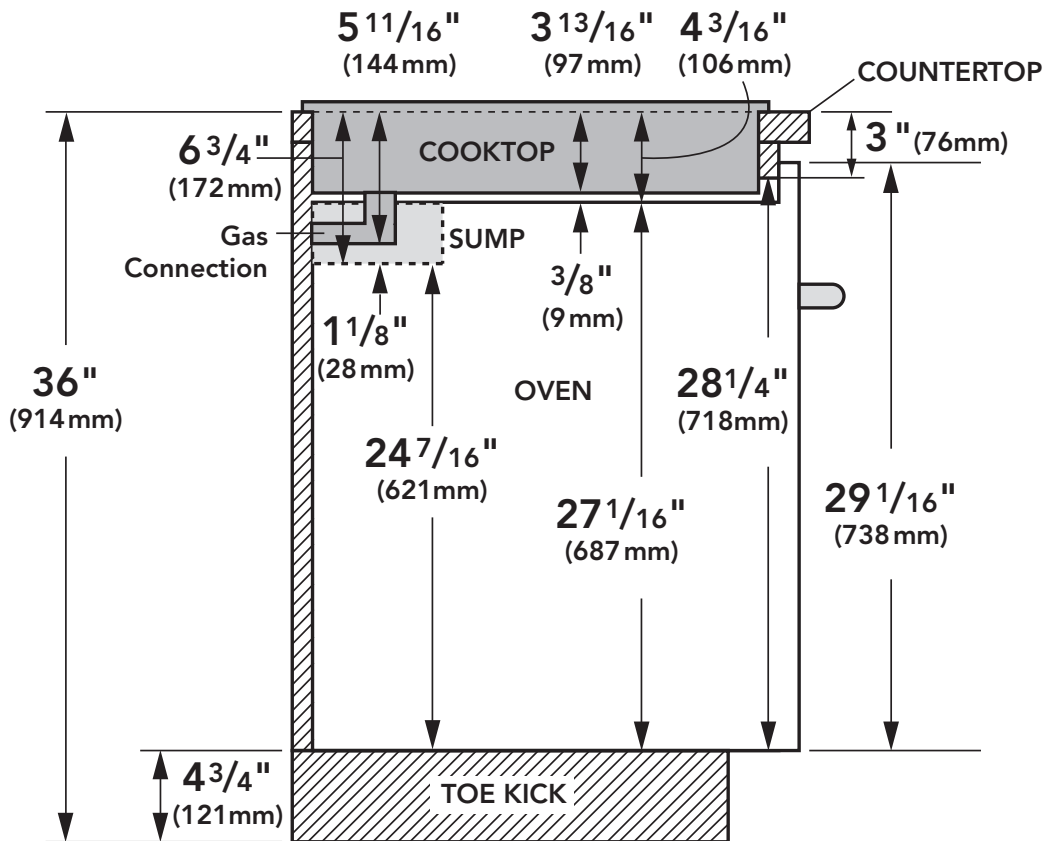
30-INCH COOKTOP AND CUTOUT DIMENSIONS



SGS305FS
30-INCH GAS COOKTOP
 MASTERPIECE® SERIES



INSTALLATION ABOVE A THERMADOR BUILT-IN OVEN

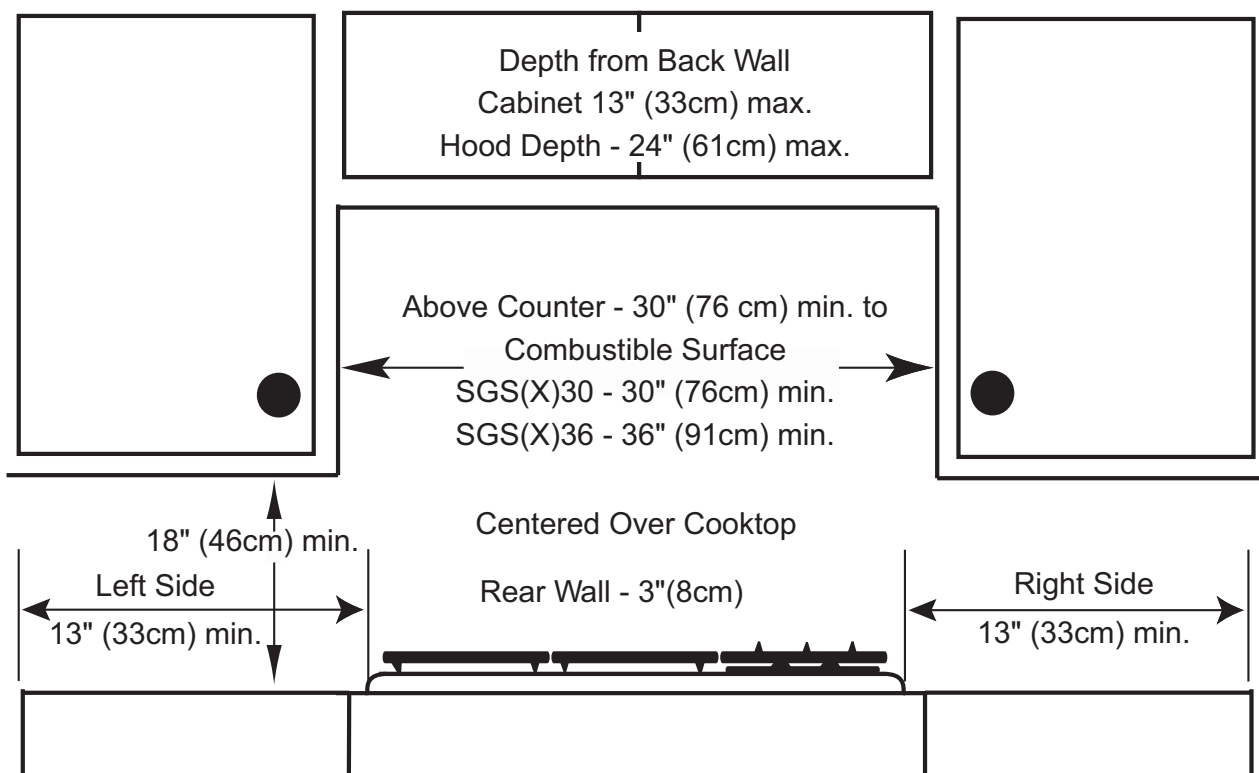


Note: Dimensions based on standard countertop height (36" with 4 3/4" toe kick including base plate).

The built-in oven can be installed below the gas cooktop as long as there is no contact between the bottom of the cooktop and the top of the oven.

Sump applies to 30-inch Wall Ovens only.

CABINET REQUIREMENTS



Dimension requirements are for combustible surfaces. When the surface is protected by a material listed by UL as a Floor Protector and Wall Shield covered with not less than No. 28 MSG sheet metal 0.015 inch (0.38 mm) stainless steel, 0.024 inch (0.6 mm) aluminum or copper, it is considered noncombustible and some dimensions may be reduced. For a noncombustible surface over the cooktop, the minimum clearance is 24" (61 cm) rather than 30" (76 cm).

WARNING: To reduce the risk of ignition of nearby combustible materials, install the countertop with a minimum distance of 13" (33 cm) from side walls and 3" (8 cm) from back wall.)

NOTE: All measurements given have to be precisely followed. If nonstandard cabinets are used, make sure they are installed with minimum dimensions shown.

Plan the installation of the unit so that the power cord, gas shut-off valve and gas pressure regulator are accessible from the front of cabinet.

These warranties give you specific legal rights and you may have other rights that vary from state to state. Full warranty and limited warranty from date of installation. For complete warranty details, refer to your Use & Care manual, or ask your dealer.

Specifications are for planning purposes only. Refer to installation instructions and consult your countertop supplier prior to making counter opening. Consult with a heating and ventilation engineer for your specific ventilation requirements. For the most detailed information, refer to installation instructions accompanying product or write to Thermador indicating the model number. Specifications are correct at time of printing. Thermador reserves the right to change product specifications or design without notice. Some models are certified for use in Canada. Thermador is not responsible for products that are transported from the U.S. for use in Canada.