


LittleGIANT®

Landscape Products



Little Giant Products and Franklin Electric Company

Franklin Electric is a global leader in the production and marketing of systems and components that move water and automotive fuels. A world-renowned technical leader in its specialties, Franklin Electric serves residential, commercial, agricultural, industrial, municipal and fueling customers.

Staffed by 3,200 dedicated employees worldwide, Franklin Electric has more than 20 manufacturing and distribution facilities located in the United States, Germany, the Czech Republic, Italy, Mexico, Canada, Australia, South Africa, China, South America and Japan.

Utilizing the processes we have in place allows us to maintain the highly coveted but rarely earned ISO 9001 quality standards and ISO 14001 environmental standards.

Our centrally located warehouse always has more than 2,000 SKUs in stock, and our computerized inventory system makes sure there's never a chance of empty shelves. With a 98 percent average fill rate, virtually every order processed through our distribution center is shipped complete within 48 to 72 hours.

Little Giant products are delivered worldwide without sacrificing personal service. Our unique customer assistance program matches highly trained customer service professionals with specific geographic regions, so they can maintain a thorough knowledge of a territory and its unique needs based on weather, trends, soil types, etc.

Quality, availability, service and innovation bring value to Little Giant products. Coupled with extensive market research on customer preferences of product features, informative marketing materials and unique programs, these are the business components that keep customer confidence levels high.

Little Giant Green

Making a difference in the industry. Making a difference in your life.

Franklin Electric is dedicated to bringing you Little Giant® products that help protect our environment as well as our customers. All components, manufacturing processes, and end products are thoroughly reviewed to ensure against potential environmental and consumer hazards.

As an industry leader in recycling, we are proud to hold ISO-14001 certification. Among the items recycled in our daily processes are general office paper, cardboard, ink and toner cartridges. In manufacturing, we recycle plastics, metals, and petroleum products.

Through conservation efforts, we've saved over 4,456 mature trees and more than 2.7 million kilowatt hours of electricity in two years. We have also reduced landfill space by well over 2,300 yards, conserved more than 9,000 gallons of fuel and 209,000 gallons of No. 2 fuel oil, which can heat over 3,600 homes. Because we specialize in the transfer and distribution of water, we are proud to say that we have conserved in excess of 4.7 million gallons of water. Our products and people are committed to your water movement needs, as well as the world we share.



Aerial view of our Oklahoma City manufacturing and engineering facility.



Our 200,000 sq ft centrally located warehouse enables fast and complete fill rates.



Kits
page 3

Simplifying installation with all components conveniently packed on a standard pallet.



Basins
page 5

Disappearing Water Feature Basins.



Waterfall Filters & Accessories
page 7

Combining the tranquility of waterfalls with effective filtration.



Skimmers & Accessories
page 9

Making pond maintenance virtually effortless.



Pumps
page 11

Providing exceptional water circulation and built to last.



Franklin Electric engineers design products for easy installation, high performance, long life and exceptional value.



We are one of the few water garden product manufacturers that offer made-in-the-U.S.A. quality with ISO certification.



More than 400 responsive employees are ready to offer expert assistance.



Franklin Electric
3810 North Tulsa Street
Oklahoma City, OK 73112

©2009 Franklin Electric Co., Inc.
Little Giant® is a registered trademark of Franklin Electric Co., Inc.



Innovation
page 18

Filtering water with scientifically advanced technology.



Lighting Effects
page 19

Adding color and drama with energy-efficient lighting options.



Installation & Maintenance
page 21

Eliminating the guesswork with every element you need.



Replacement Parts
page 29

Featuring the identical quality and compatibility of all Little Giant products.

Kits

Designed to simplify installation, Little Giant pond kits contain all the components you need to construct a professional water feature, efficiently packed on a standard pallet for convenient transporting. If your company is new to pond installation, these are the kits to buy. Simply select the kit that best meets the approximate gallons for your project.

Pond Kits



MODEL	1400X	2200X	3300X	4400X
ITEM #	566894	566895	566896	566897
APPROX. GALLONS*	1,400	2,200	3,300	4,400
SKIMMER	SK5	SK5	SK5	SK5
BIOLOGICAL WATERFALL FILTER	WF5	WF5	WF5	WF5
PUMP	WGFP-15	WGFP-33	WGFP-50	WGFP-75
PUMP/SKIMMER DISCHARGE KIT	✓	✓	✓	✓
EPDM LINER SIZE	15' x 15'	15' x 20'	20' x 20'	20' x 25'
UNDERLAYMENT	150 sq ft	300 sq ft	450 sq ft	524 sq ft
PVC FLEX PIPE 2" X 25'	✓	✓	✓	✓
AUTO FILL KIT	✓	✓	✓	✓

* Average pond depth of 2'

Disappearing Water Feature Basins

Franklin Electric now carries heavy duty Little Giant disappearing water feature basins for in-ground installations. Our basins are ideal for smaller applications when you want the soothing sounds of water but are limited on space. Basins sit flush with the ground and the sectioned access plates make maintenance a breeze. Cover your basin with a wide variety of rocks (not included) for a disappearing water effect.

- **Rugged design**
Holds up in adverse weather conditions
- **Easy installation and maintenance**
Grates come ready to install
- **Holds a wide variety of fountain tops**
Including stone, concrete, pottery, bronze and more
- **Non-toxic**
Safe for aquatic plants, fish and animals

36" Basin ITEM 566517 MODEL DFB36

- 35 Gallon Holding Capacity
- 36"W x 36"L x 10.8"H
- Supports up to 2000 lbs.

36" Basin Pallet Program ITEM 566559 MODEL DFB36PP

- Pallet includes (5) 36" Basins



44" Basin ITEM 566558 MODEL DFB44

- 60 Gallon Holding Capacity
- 44"W x 44"L x 11"H
- Supports up to 3000 lbs.

44" Basin Pallet Program ITEM 566560 MODEL DFB44PP

- Pallet includes (5) 44" Basins



Simply Falls™ Kit

For a dramatic waterfall without a pond, choose Simply Falls. Falls that disappear into a gravel bed, fountain or stream are the fastest selling products in the water feature industry. This kit makes it easy to capitalize on the trend.

Simply Falls Kit with 2300 GPH Pump ITEM 566891 MODEL SF-3


- 19"W x 19"L x 25"H Vault
- 2300 GPH Solids-Handling Water Feature Pump
- Pump Discharge Kit
- Biological Waterfall Filter
- 10' x 10' 150 sq ft Liner
- Underlayment
- Auto-Fill Valve



Simply Falls Pump Vault ITEM 566410 MODEL SF

- 19"W x 19"L x 25"H Vault

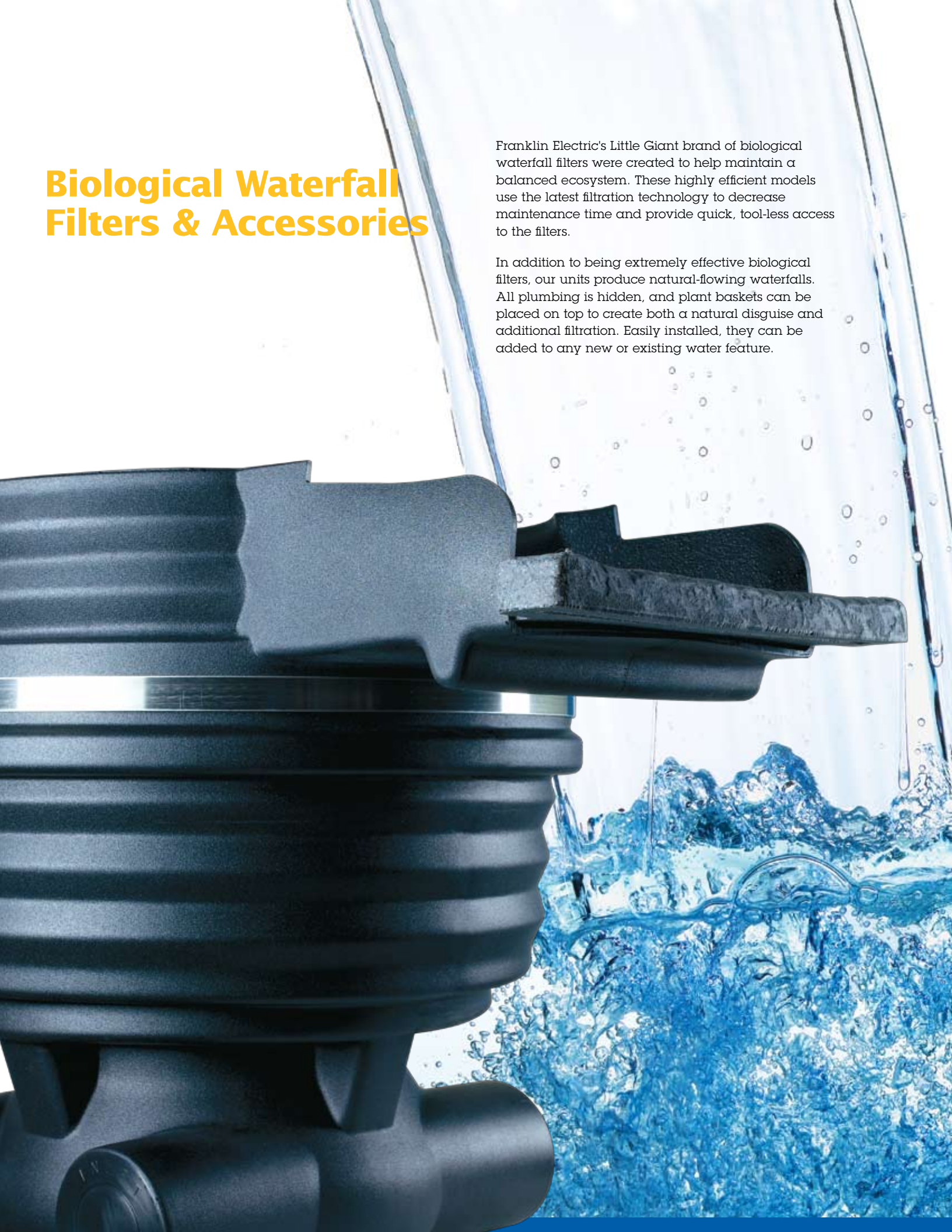
Simply Falls installs easily—just set it below grade at the lowest point in your waterfall design scheme.



Biological Waterfall Filters & Accessories


Franklin Electric's Little Giant brand of biological waterfall filters were created to help maintain a balanced ecosystem. These highly efficient models use the latest filtration technology to decrease maintenance time and provide quick, tool-less access to the filters.

In addition to being extremely effective biological filters, our units produce natural-flowing waterfalls. All plumbing is hidden, and plant baskets can be placed on top to create both a natural disguise and additional filtration. Easily installed, they can be added to any new or existing water feature.



Filters

Franklin Electric created Little Giant filters to help maximize the beauty and efficiency of any size water feature. The patented BioVort® technology is designed to evenly disperse debris and settle solid bio-loads for less maintenance and superior filtration.



Up to 5,000 GPH Biological Waterfall Filter ITEM 571010 MODEL WF5

- Dimensions 26"H x 25"D
- 14" wide waterfall weir

Up to 10,000 GPH Biological Waterfall Filter ITEM 571011 MODEL WF10

- Dimensions 30"H x 31.5"D
- 23" wide waterfall weir

Waterfall Accessories

Up to 6,000 GPH Waterfall Weir ITEM 566239 MODEL WFW

- Dimensions 9.5"H x 13"D
- 7.75" wide waterfall weir

Filter Accessories

Manual Pond Backflush Kit ITEM 14940321 MODEL BFK-M

- Easy to Install to Waterfall Filters
- Helps Remove Settling Solids
- Includes 2" PVC Gate Valve, 2" Flexible Pipe Grommet and 6' Length of PVC Pipe



Rockin Foam® ITEM 599057 MODEL WFF-20

- Patented Trigger Dispenses from Any Angle
- Multi-Use System Allows You to Work From the Same Can at Different Times
- Non-Toxic and Safe for Aquatic Plants, Fish and Animals
- Black Color Disappears Under Moving Water



Skimmers & Accessories

Little Giant skimmers are engineered to encourage balanced ecosystems in new or existing ponds. These durable skimmers improve surface cleaning with an easy flow-through design that both simplifies installation and minimizes maintenance.



Skimmers

From flexible, industry-leading technology to expansive compatibility, Little Giant skimmers make installing and owning a water feature easy.



Up to 2,500 GPH

ITEM 566131 MODEL SK2.5

- Dimensions 17.2"W x 21.7"D x 23.25"H

Up to 5,000 GPH

ITEM 14940171 MODEL SK5

- Dimensions 20"W x 25.9"D x 23"H

Up to 10,000 GPH

ITEM 14940172 MODEL SK10

- Dimensions 23.9"W x 31.4"D x 23"H
- 9" Door opening



Skimmer Accessories



Replacement Skimmer Filter Pads
Long-lasting media pads add filtration while encouraging beneficial bacteria.

ITEM 170473

- For Skimmer SK2.5
- Dimensions 11.5"W x 17.5"H

ITEM 170338

- For Skimmer SK5
- Dimensions 14.5"W x 19"H

ITEM 170337

- For Skimmer SK10
- Dimensions 18.75"W x 19"H



Auto-Fill Kit

ITEM 566286 MODEL AFV-GH

- 1/2" MNPT Auto-Fill Valve
- 1/2" Barb Adapter
- 1/2" Female Adapter
- 3/4" FGHT (Garden Hose Adapter)



Bottom Siphon Kit


ITEM 566181 MODEL PRS-BDK-2

- Provides Additional Cleaning to Skimmer Systems
- Suitable for Ponds with Numerous Fish or Additional Bio-Loads
- Includes:
 - 2" Double Threaded Bulkhead Fitting
 - 2" PVC Gate Valve
 - Intake Screen

Pumps

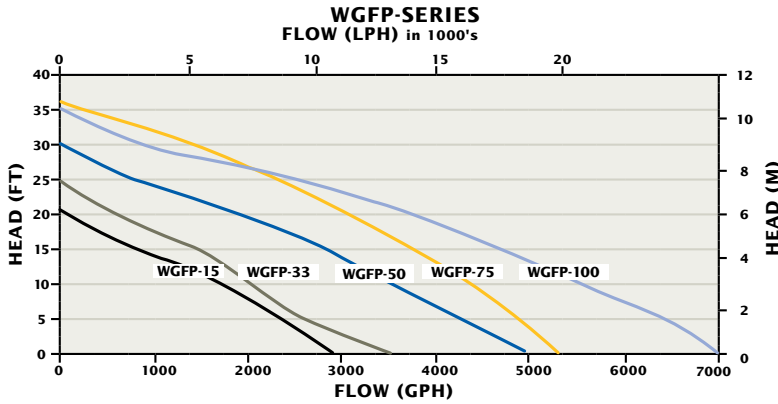
Franklin Electric has developed the broadest and most reliable line of Little Giant pumps on the market.

Pumps are the heart of any water feature, because circulation is the key to a healthy aquatic environment. To facilitate that circulation, Little Giant pumps are available in a complete range of flow rates. Each features rugged construction and exceptional engineering to install easily and last for years.



NEW Submersible Water Feature Pumps

Constructed with stainless steel, cast iron and durable thermoplastic, the new solids-handling submersible Little Giant water feature pumps meet the rigorous demands of the most impressive water features and come with a two-year limited warranty. Pumps are all cCSAus certified, 115 volt operation and have a 19' power cord



- 2300 GPH @ 5',
1/5 HP Solids-Handling**
ITEM 566066 MODEL WGFP-15
- 21' Maximum Pumping Height
 - 3/8" Solids-Handling Ability
 - 1-1/4" NPT Vertical Discharge
 - 355 Watts
 - Single Mechanical and Single Radial-Lip Shaft Seals

- 2500 GPH @ 5',
1/3 HP Solids-Handling**
ITEM 566067 MODEL WGFP-33
- 25' Maximum Pumping Height
 - 1" Solids-Handling Ability
 - 1-1/2" NPT Vertical Discharge
 - 455 Watts
 - Single Mechanical and Single Radial-Lip Shaft Seals

- 4280 GPH @ 5',
1/2 HP Solids-Handling**
ITEM 566068 MODEL WGFP-50
- 30' Maximum Pumping Height
 - 1-3/16" Solids-Handling Ability
 - 2" NPT Vertical Discharge
 - 590 Watts
 - Double Mechanical and Single Radial-Lip Shaft Seals

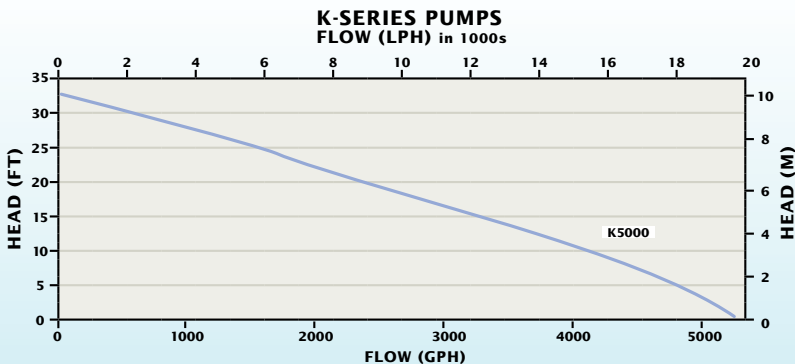
- 4900 GPH @ 5',
3/4 HP Solids-Handling**
ITEM 566069 MODEL WGFP-75
- 36' Maximum Pumping Height
 - 1-3/8" Solids-Handling Ability
 - 2" NPT Vertical Discharge
 - 847 Watts
 - Double Mechanical and Single Radial-Lip Shaft Seals

- 6400 GPH @ 5',
1 HP Solids-Handling**
ITEM 566070 MODEL WGFP-100
- 35' Maximum Pumping Height
 - 1-3/8" Solids-Handling Ability
 - 2" NPT Vertical Discharge
 - 1,210 Watts
 - Double Mechanical and Single Radial-Lip Shaft Seals



K-Series Solids-Handling Pumps

The Little Giant K-Series pump is built for professional installations. Engineered for non-potable submersible use, and designed to handle solids, this pump features an efficient oil-less motor protected by a stainless steel cylinder, 115 Volt operation and includes a 16' power cord.



- 5250 GPH, 1 HP Solids-Handling**
ITEM 14940127 MODEL K5000
- 32' Maximum Pumping Height
 - 1-1/4" Solids-Handling Ability
 - 1-1/2" FNPT Horizontal Discharge
 - 1,000 Watts
 - Includes: 1-1/2" FNPT x 1-1/2" MNPT Elbow



Water Feature Flex Pumps

New water feature pumps are energy efficient and ideal for powering water features and pond filtration systems with flow requirements from 1,000 GPH to 8,700 GPH. These pumps are rated for continuous duty to operate in the most rigorous applications.



**1000 GPH @ 5',
Solids-Handling**
ITEM 566132 MODEL FP1

- 14' Maximum Pumping Height
- 1/5" Solids-Handling Ability
- 1-1/4" FNPT Discharge
- 106 Watts
- Energy Efficient Can Motor

**2220 GPH @ 5',
HP Solids-Handling**
ITEM 566133 MODEL FP2

- 16' Maximum Pumping Height
- 1/5" Solids-Handling Ability
- 1-1/2" FNPT Discharge
- 167 Watts
- Energy Efficient Can Motor

**3200 GPH @ 5',
Solids-Handling**
ITEM 566134 MODEL FP3

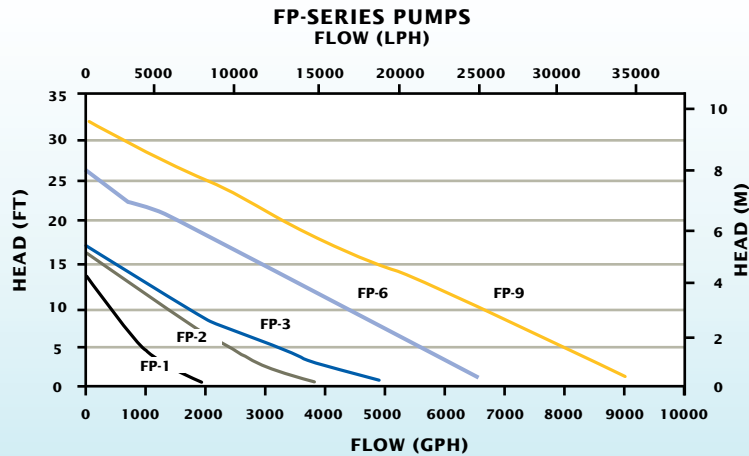
- 17' Maximum Pumping Height
- 1/5" Solids-Handling Ability
- 2" FNPT Discharge
- 226 Watts
- Energy Efficient Can Motor

**5760 GPH @ 5',
Solids-Handling**
ITEM 566135 MODEL FP6

- 27' Maximum Pumping Height
- 1/2" Solids-Handling Ability
- 1-1/2" FNPT Discharge
- 557 Watts
- Energy Efficient Can Motor

**8100 GPH @ 5',
Solids-Handling**
ITEM 566137 MODEL FP9

- 31' Maximum Pumping Height
- 1/2" Solids-Handling Ability
- 2" FNPT Discharge
- 730 Watts
- Energy Efficient Can Motor



Direct-Drive Dual-Discharge Pumps

Efficient, oil-less direct-drive dual-discharge pumps produce greater flow pressure, so each can serve two water features simultaneously. Installed either vertically or horizontally, the corrosion-resistant submersible body is designed for non-potable, continuous operation. Pumps are all cCSAus certified, 115 Volt operation and have 16' power cords.

Features and Benefits

- Unique Dual-Discharge Design (operates 2 water features simultaneously)
- Versatile: Use Vertically or Horizontally

1900 GPH, Dual-Discharge ITEM 566409 MODEL WGP-65-PW

- 20' Maximum Pumping Height
- 1-1/4" FNPT Discharge; 1-1/4" MNPT Discharge Cap
- Barbed Adapter (accepts 1" tubing)
- 230 Watts



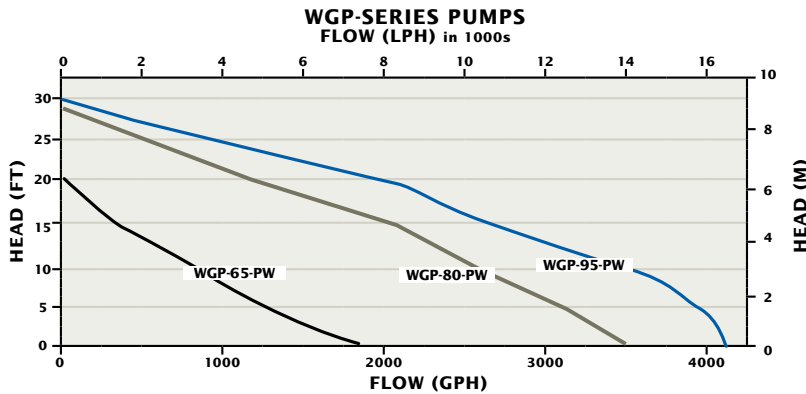
3100 GPH, Dual-Discharge ITEM 566417 MODEL WGP-80-PW

- 29' Maximum Pumping Height
- 1-1/4" FNPT Discharge; 1-1/4" MNPT Discharge Cap
- 1-1/4" Barbed Adapter (accepts 1-1/4" tubing)
- 675 Watts



4280 GPH, Dual-Discharge ITEM 566407 MODEL WGP-95-PW

- 30' Maximum Pumping Height
- 1-1/4" FNPT Discharge; 1-1/4" MNPT Discharge Cap
- 1-1/4" Barbed Adapter (accepts 1-1/4" tubing)
- 700 Watts



Magnetic-Drive Pond Pumps

Designed to operate continuously with minimal energy consumption, our mag-drive pumps offer a corrosion-resistant body designed for submersible use. Easy to install and maintain, mag-drive pumps are ideal for a variety of applications. Pumps are cULus certified, 115 Volt operation and have 15' power cords.

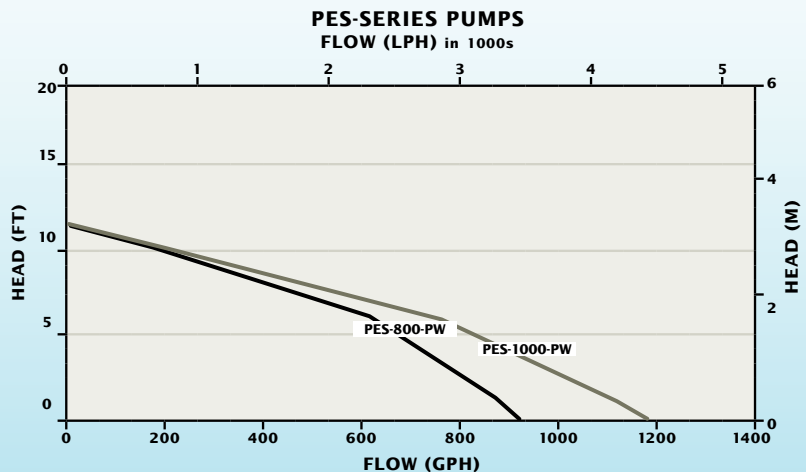


800 GPH, Mag-Drive ITEM 566721 MODEL PES-800-PW

- 11.75' Maximum Pumping Height
- 3/4" Barbed Discharge
- Accepts 3/4" ID Tubing
- 114 Watts

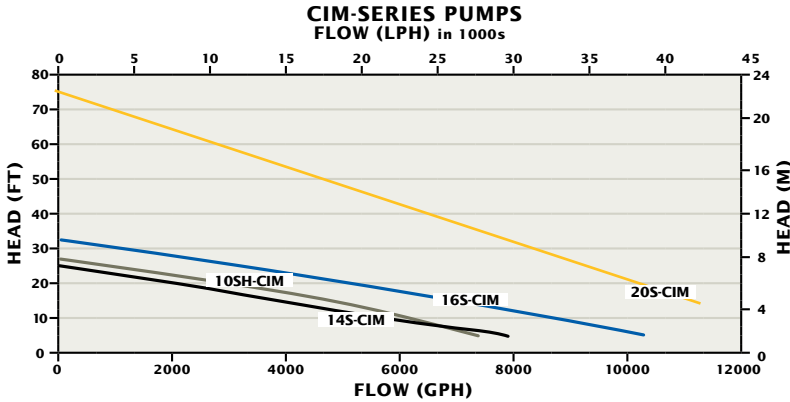
1000 GPH, Mag-Drive ITEM 566722 MODEL PES-1000-PW

- 11.75' Maximum Pumping Height
- 1" Barbed Discharge
- Accepts 1" ID Tubing
- 160 Watts



Large-Volume, Permanently Lubricated Submersible Pumps

These continuous duty pumps feature epoxy-coated cast iron housings that resist rust and corrosion. Powered by commercial-grade thermal protected motors, these submersible solids-handling pumps deliver superior performance, and years of continuous trouble-free service. Pumps are UL/CSA certified.



7200 GPH @ 5' Submersible Pump
ITEM 566450 MODEL 10SH-CIM

- 1-1/4" Spherical Solids-Handling Capability
- 2" FNPT Discharge
- 115 V, 60 Hz, 900 Watts
- 28' Maximum Pumping Height
- 15' Cord

7800 GPH @ 5' Submersible Pump
ITEM 566460 MODEL 14S-CIM

- 2" Spherical Solids-Handling Capability
- Two-Vane Non-Clog Impeller
- 3" FNPT Discharge
- 115 V, 60 Hz, 1,100 Watts
- 25' Maximum Pumping Height
- 20' Cord

10800 GPH @ 5' Submersible Pump
ITEM 566470 MODEL 16S-CIM

- 2" Spherical Solids-Handling Capability
- Two-Vane Non-Clog Impeller
- 3" FNPT Discharge
- 230 V, 60 Hz, 1,900 Watts
- 35' Maximum Pumping Height
- 20' Cord

11400 GPH @ 15' Submersible Pump
ITEM 566480 MODEL 20S-CIM

- 2" Spherical Solids-Handling Capability
- Two-Vane Non-Clog Impeller
- 3" FNPT Discharge
- 230 V, 60 Hz,
- 75' Maximum Pumping Height
- 20' Cord

Pumps In All Sizes For All Projects

PUMP	ITEM #	RECOMMENDED DISCHARGE KIT*	LOW WATER SWITCH	RECOMMENDED PIPE SIZE**	PAGE NUMBER	GPH @ FEET						
						5	10	15	20	25	30	35
WGP-65-PW	566409	DK-A	RS-5	1-1/2"	14	1900	800	300	-	-	-	-
WGP-80-PW	566417	DK-A	RS-5	1-1/2"	14	3200	2700	2100	1300	425	-	-
WGP-95-PW	566407	DK-A	RS-5	2"	14	4000	3250	2600	2000	1250	-	-
K5000	14940127	DK-B	RS-5	2"	13	4700	4000	3000	2100	1300	-	-
WGFP-15	566066	DK-A	RS-5	1-1/2"	12	2300	1700	807	127	-	-	-
WGFP-33	566067	DK-B	RS-5	2"	12	2500	2000	1400	600	-	-	-
WGFP-50	566068	DK-B	RS-5	2"	12	4280	3520	2780	1830	840	-	-
WGFP-75	566069	DK-B	RS-5	2"	12	4890	4350	3750	3069	2262	1365	260
WGFP-100	566070	DK-B	RFSN-20	3"	12	6400	5650	4700	3700	2500	900	-
FP1	566132	DK-A	RS-5	1-1/4"	12	1000	390	-	-	-	-	-
FP2	566133	DK-B	RS-5	1-1/2"	12	2220	1210	400	-	-	-	-
FP3	566134	DK-B	RS-5	1-1/2"	12	3200	1640	690	-	-	-	-
FP6	566135	DK-B	RS-5	2"	12	5760	4380	3000	1730	350	-	-
FP9	566137	DK-B	RS-5	3"	12	8100	6580	4860	3290	1930	580	-
10SH-CIM	566450	DK-B	RFSN-20	3"	15	7200	6000	4800	3300	1200	-	-
14S-CIM	566460	DK-C	RFSN-20	3"	15	7800	6000	5200	2100	-	-	-
16S-CIM	566470	DK-C	RFSN-20	4"	15	10800	9600	7500	6000	4200	2400	-
20S-CIM	566480	DK-C	RFSN-20	4"	15	-	-	11400	10080	9000	8400	7800
PES-1000-PW	566722	-	RS-5	-	14	775	200	-	-	-	-	-
PES-800-PW	566721	-	RS-5	-	14	625	175	-	-	-	-	-
OPWG-29	566020	ADK-OPWG	RS-5	1-1/2"	17	1740	300	-	-	-	-	-
OPWG-46	566021	ADK-OPWG	RS-5	1-1/2"	17	2700	1500	-	-	-	-	-
OPWG-71	566023	ADK-OPWG	RS-5	2"	17	4260	3540	2700	300	-	-	-
OPWG-97	566024	ADK-OPWG	RS-5	3"	17	5820	5040	4080	2520	-	-	-

* Discharge kits are sized based on outlet of pump.

** Pipe size is based on the flow rate at 5'. Incorrect pipe size can affect flow and efficiency.

Water Cut-Off Switch

A low water cut-off switch helps protect your pumps from running dry when water flow is compromised.



115 Volt Low Water Cut-Off Switch

ITEM 566009 MODEL RS-5

- Automatically Turns Off Pump after Skimmer Bellows is Closed and Water Level Drops in Skimmer Basin
- Automatically Turns Off Pump if Skimmer Water Level Drops Due to Dirty or Clogged Filter Media
- Piggy-Back Plug for Easy Installation and Manual-Run Operation
- 18' Cord
- Controls Pumps Rated Up to 10 Amps



230 Volt Low Water Cut-Off Switch

ITEM 599318 MODEL RFSN-20

- Automatically Turns Off Pump after Skimmer Bellows is Closed and Water Level Drops in Skimmer Basin
- Automatically Turns Off Pump if Skimmer Water Level Drops Due to Dirty or Clogged Filter Media
- Plugless for Easy Direct Wire Installation
- 20' Cord
- Controls Pumps Rated Up to 20 Amps



Pump/Skimmer Discharge Kits

New Little Giant discharge kits simplify the installation of pumps and skimmers. Kits contain all the components you need, including rubber couplings, check valves and adapters.



1-1/4" Pump/Skimmer Discharge Kit

ITEM 14940175 MODEL DK-A

- Discharge Adapter for 1-1/4" Pump
- Check Valve
- Rubber Disconnect Coupling

1-1/2 and 2" Pump/Skimmer Discharge Kit

ITEM 14940176 MODEL DK-B

- Discharge Adapter for 1-1/2 and 2" Pump
- Check Valve
- Rubber Disconnect Coupling

3" Pump/Skimmer Discharge Kit

ITEM 14940177 MODEL DK-C

- Discharge Adapter for 3" Pump
- Check Valve
- Rubber Disconnect Coupling

Out-of-Pond Pumps

Ideal for indoor or outdoor use, Little Giant energy-efficient out-of-pond pumps are easy to maintain since they are out of the water. They are engineered for continuous-duty operation and long life. Pumps are UL/CSA certified.



1740 GPH, Out-of-Pond
ITEM 566020 MODEL OPWG-29

- 11' Maximum Pumping Height
- 2" NPT Intake; 1-1/2" NPT Discharge
- 115 Volt Operation
- 92 Watts
- 8' Power Cord Included



4260 GPH, Out-of-Pond
ITEM 566023 MODEL OPWG-71

- 21' Maximum Pumping Height
- 1-1/2" NPT Intake and Discharge
- 115/230 Volt Operation
- 257 Watts
- Power Cord Not Included

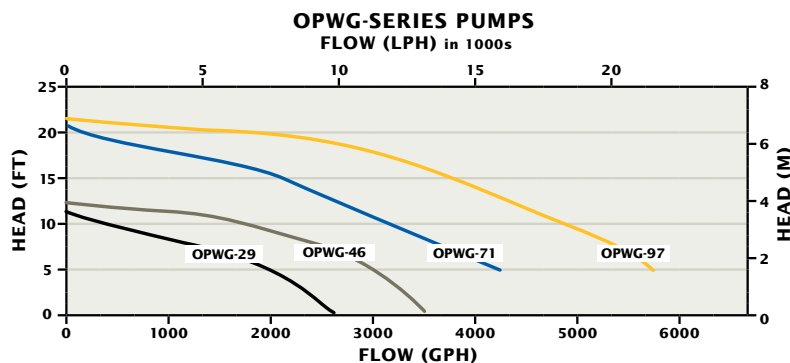


2760 GPH, Out-of-Pond
ITEM 566021 MODEL OPWG-46

- 12' Maximum Pumping Height
- 2" NPT Intake; 1-1/2" NPT Discharge
- 115 Volt Operation
- 132 Watts
- 8' Power Cord Included

5820 GPH, Out-of-Pond
ITEM 566024 MODEL OPWG-97

- 22' Maximum Pumping Height
- 1-1/2" NPT Intake and Discharge
- 115/230 Volt Operation
- 335 Watts
- Power Cord Not Included




Out-of-Pond Pump Accessories

Franklin Electric supplies the Little Giant products you need for a successful out-of-pond pump installation.



Out-of-Pond Leaf Basket
ITEM 566106 MODEL LB-OPWG

- Minimizes Intake Debris
- Acts as Priming Chamber for Out-of-Pond Pump
- **Required** for All Out-of-Pond Pumps



External Pump Plumbing Kit
ITEM 566259 MODEL ADK-OPWG

- Includes Intake and Discharge Fittings
- Intake Fittings: Inlet Screen, Check Valve, Rubber Disconnect Coupling
- Discharge Fittings: Reducing Male Adapter, Ball Valve for Flow Control

Pressurized Biological Filters

Installed above or under ground, these new pressurized bead filter systems improve filtration and promote the colonization of beneficial bacteria. Maintenance is a simple backwash with a pressure gauge and seven-way valve – no pads to hose off. Use in conjunction with Little Giant skimmers, UV clarifiers and biological falls for optimum filtration.

Features and Benefits

- Fully assembled with biological media, unions and specialty bacteria
- Modular abilities yield greater flow with lower head loss
- Ideal for new or existing large-scale applications
- Safe for all types of water features, including water gardens and Koi ponds

ITEM 566881 MODEL PBF-2000

- Up to 2,000 Gallon Features
- 1-1/2" Quick- Connect Unions
- 16"W X 32"H

ITEM 566882 MODEL PBF-4000

- Up to 4,000 Gallon Features
- 2" Quick- Connect Unions
- 19"W X 36"H

ITEM 566883 MODEL PBF-6000

- Up to 6,000 Gallon Features
- 2" Quick- Connect Unions
- 24"W X 46"H



PL LIQUID CLARIFIER INCLUDED

UV Light Clarifiers

Little Giant UV lights eliminate green water fast and destroy harmful bacteria, disease-causing pathogens and other contaminants that compromise pond health and beauty.

Built to last from industrial-grade materials, these units have a safety feature to prevent UV-C radiation exposure. With a rotatable connector that makes them easy to install, these innovative light-drive filtration systems are double-sealed and plumbed inline for easy maintenance. Each comes with mounting brackets and plumbing adaptors.

Features and Benefits

- Safe for aquatic plants and fish
- Easy maintenance and cleaning access without tools
- Includes mounting brackets for added stability

9 Watt UVP UV Light

ITEM 566116 MODEL UVP-9

- Ideal for Ponds Up to 1200 GPH
- Tubing Adapter 1", 1-1/4"
- 1" NPT Adapter

18 Watt UVP UV Light

ITEM 566117 MODEL UVP-18

- Ideal for Ponds Up to 2400 GPH
- Tubing Adapter 1", 1-1/4", 1-1/2"
- 1" NPT Adapter

36 Watt UVP UV Light

ITEM 566118 MODEL UVP-36

- Ideal for Ponds Up to 4800 GPH
- Tubing Adapter 1", 1-1/4", 1-1/2"
- 1" NPT Adapter



Little Giant Lighting Effects

Make your water feature a multi-dimensional work of art. Little Giant's innovative LED and halogen lighting options give you the ability to "sculpt" water and landscapes with light, adding just the right amount of brightness and color saturation to inspire, soothe, invigorate or reflect a special occasion.



LED Lighting



Energy efficient LED fixtures consume only three watts per lamp and last up to ten years. Up to 18 lights can be run on one transformer. Eleven pre-programmed settings are triggered with the built-in timer. Install them in or out of the water using the included mounting hardware.

LED Light and Transformer

ITEM 566226 MODEL LED-K

- Includes One Submersible LED Light Fixture with Lamp and Low Voltage Transformer
- Weatherproof 12VAC/60W Transformer with Built-In Timer and Variable On/Off Switch Powers Up to 18 Lights
- Transformer is cCSAus Certified



LED Light Fixture

ITEM 566225 MODEL LED-L

- One LED Add-On Light
- Fully Submersible Light Housing with 20' Cord
- Patented Adapter Cup
- Energy-Efficient LED Lamp
- Stabilizing Mounting Bracket
- Fountain Nozzle Mounting Brackets
- CSA Certified



LED Replacement Lamp

ITEM 566224 MODEL LED-B

- Easy-to-Install Push-In/Pull-Out MR16-Style Terminal Pins
- Energy Efficient, Only 3 Watts Per Lamp
- 10 Year Life Expectancy (3,650 days, operating at 8 hours per day)
- Patented Adapter Cup



Halogen Lighting

Little Giant's bright 20 Watt halogen lamp lasts about 3,000 hours. Up to three lights can run on one transformer, which has a built-in timer. Colored lenses create a variety of hues. Install them in or out of the water using the included mounting hardware.



Submersible Pond Light Kit and Transformer

ITEM 566526 MODEL LVLT-PW

- Low-Voltage Transformer
- Built-In Timer with Variable On/Off Adjustments
- Fountain Nozzle Mounting Brackets
- 1 Submersible Light
- 4 Colored Lenses
- Mounting Brackets
- Transformer is CSA Certified



Submersible Pond Light

ITEM 566527 MODEL LVL-PW

- 4 Colored Lenses (Yellow, Blue, Red, Green)
- Fountain Nozzle Mounting Brackets
- Mounting Brackets
- 20' Cord
- CSA Certified



Pond Light Replacement Lamp

ITEM 566528 MODEL LVL-HB-PW

- Easy Push-In/Pull-Out MR16-Style Terminal Pins
- 20 Watt Halogen Lamp
- Average Life 3,000 Hours



Installation & Maintenance

For your convenience, Franklin Electric offers a complete line of products to make installing a pond easy and trouble-free. Each item is designed or selected for its compatibility with Little Giant pond equipment for fast installation, reliable performance and minimal maintenance.

Durable liners, liner accessories, and easy-to-use underlayments keep water features looking and functioning at their best for years. Our select group of quality plumbing components are affordable and always the right fit. And the pond maintenance chemicals and biological agents provided by Ecological Laboratories, Inc., promote superior water quality and clarity with very little effort.

With all these components available from one source, the toughest part of building a water garden is digging a hole.

EPDM Pond Liners


Firestone® Pond liners are designed from strong, puncture-resistant material that allows for the customization of a water feature. Each liner provides the following benefits:

- EPDM Flexible Material
- Puncture-Resistant
- Safe for Aquatic Life
- 20-Year Firestone Warranty
- 45 mil. thickness




ITEM	MODEL	DESCRIPTION	APPROXIMATE GALLONS
570750	PL-10100	10' x 100'	—
570756	PL-15100	15' x 100'	—
570760	PL-20100	20' x 100'	—
566540	PL-0510	5' x 10'	Stream/Waterfall
566541	PL-1010	10' x 10'	374
566304	PL-1015	10' x 15'	748
566307	PL-1515	15' x 15'	1496
570730	PL-1520	15' x 20'	2244
566311	PL-1525	15' x 25'	2992
566543	PL-2020	20' x 20'	3366
566544	PL-2025	20' x 25'	4488

Liner Accessories



Single-Sided Seam Tape
ITEM 566339 MODEL PL-CT
▪ 6" x 25'



Pond Liner Repair Kit
ITEM 567371 MODEL PL-RK-PW

- Ideal for Repairing Small Holes in PVC or EPDM Flexible Pond Liners and Preformed Ponds
- Easy to Use
- Complete Instructions Included



Underlayment

Provides extra protection under the liner, and is quicker and easier to install compared to sand.

ITEM	MODEL	DESCRIPTION
566530	PLU-325	3' x 25' Roll
566531	PLU-350	3' x 50' Roll
566532	PLU-6300	6' x 300' Roll

POND LINER SIZE (ft.)	POND LINER	UNDERLAYMENT NEEDED
5 x 10	1.5 x 3 m	(1) - PLU-325
10 x 10	3 x 3 m	(1) - PLU-350
10 x 15	3 x 4.6 m	(1) - PLU-350
15 x 15	4.6 x 4.6 m	(1) - PLU-350 and (1) - PLU-325
15 x 20	4.6 x 6.1 m	(2) - PLU-350
15 x 25	4.6 x 7.6 m	(2) - PLU-350 and (1) - PLU-325
20 x 20	4.6 x 4.6 m	(3) - PLU-350
20 x 25	4.6 x 7.6 m	(3) - PLU-350 and (1) - PLU-325

Plumbing Installation



Reducing Male Adapters

ITEM 566242 MODEL AD-114M-112S

- 1-1/4" MNPT × 1-1/2" Slip

ITEM 566243 MODEL AD-2M-112S

- 2" MNPT × 1-1/2" Slip



90° Elbow

ITEM 566247 MODEL AD-LS90-2

- 2" Long Sweep 90° Elbow



Rubber Coupler

ITEM 566245 MODEL AD-2C

- 2" Coupling with Metal Clamps



Bulkhead Fittings

ITEM 566257 MODEL AD-BH-2

- 2" Bulkhead Adapter

ITEM 566249 MODEL AD-BH-3

- 3" Bulkhead Adapter



Check/Ball Valves

ITEM 599160 MODEL CVBV-2

- Check/Ball Valve, 2" Solids/2" Pipe, Compression

ITEM 599161 MODEL CVBV-2U

- Check/Ball Valve, 2" Solids, 2" Pipe, Union



Flexible Pipe Grommets

Creates a permanent, leak-free seal; easier to install than bulkheads.

ITEM 925033

- 2" Flexible Pipe Grommet

ITEM 925023

- 3" Flexible Pipe Grommet



Ball Valves

ITEM 566250 MODEL BV-112S

- 1-1/2" Ball Valve Slip × Slip

ITEM 566251 MODEL BV-2S

- 2" Ball Valve Slip × Slip



Single Union Ball Valves

ITEM 566252 MODEL BV-112SU

- 1-1/2" IPS Single Union Ball Valve

ITEM 566253 MODEL BV-2SU

- 2" IPS Ball Single Union Ball Valve



Check Valves

ITEM 940019 MODEL CV-SE1

- Check Valve, 1-1/2" Solids, 1-1/2" Pipe, Compression

ITEM 940022 MODEL CV-SE2

- Check Valve, 2" Solids, 2" Pipe, Compression

ITEM 940023 MODEL CV-SE3

- Check Valve, 3" Solids, 3" Pipe, Compression

Plumbing Installation



Male Adapters

ITEM **566258** MODEL **AD-2M-2S**

- 2" MNPT × 2" Slip Adapter

ITEM **566244** MODEL **AD-3M-3S**

- 3" MNPT × 3" Slip Adapter



Slip Union Adapter

ITEM **566255** MODEL **AD-2US**

- 2" Slip Union

PVC Flex Pipe

ITEM **566183** MODEL **T-1-1/2-50-BFPVC**

- 1-1/2" × 50'

ITEM **566170** MODEL **T-2-50-BFPVC**

- 2" × 50'

ITEM **566186** MODEL **T-3-50-BFPVC**

- 3" × 50'



MICROBE-LIFT® Pond Water Treatments

Maintain the right balance of chemical properties in your water with these easy-to-use treatments.



Ammonia Remover
ITEM 566028 MODEL WT-AR-P

- Every Ounce Removes 1.25 ppm of Toxic Ammonia in 150 Gal of Pond Water by Forming an Irreversible Complex to Reduce Free Ammonia to Safe Levels
- May be Used at Startup, When Making Water Changes, Replacing Lost Water Due to Evaporation or When Your Pond is Overstocked with Too Many Fish
- Neutralizes Residual Chlorine and Destroys Deadly Chloramine
- Treats Ammonia Burn in Pond Fish
- Safe for Use with All Pond Fish and Aquatic Life



Dechlorinator Plus
ITEM 566027 MODEL WT-DL-P

- Use with Your Regular Partial Water Changes and when Replacing Lost or Evaporated Water
- Highly Concentrated for Maximum Dechlorination, Detoxification and Water Conditioning
- Instantly Neutralizes Chlorine, Chloramine, Chlorine Dioxide, Copper and other Heavy Metals while Not Scavenging Oxygen as Other Dechlorinators Do
- Contains a pH Buffer
- Contains 2 Slime Coat Ingredients for Replacement and Conditioning as well as Ammonia Burn in Pond Fish
- Contains Added Electrolytes for Stress Reduction in Fish
- Can be Used in BOTH Fresh and Saltwater
- Will Not Harm Fish or Plants



Algaway 5.4
ITEM 566075 MODEL WT-ALG-P
ITEM 566074 MODEL WT-ALG-Q
ITEM 566073 MODEL WT-ALG-G

- Eliminates many types of algae in the pond
- For use with fish and live plants
- Liquid formulation
- EPA Registered



pH Increase
ITEM 566025 MODEL WT-PH-Q

- Formulated in Deionized Water
- Includes 2 pH Increasers for Gentle Effectiveness
- Includes 3 Electrolytes to Help Maintain Osmotic Balance
- Contains a Slime Coat Ingredient for Skin Protection and Stress Reduction in Pond Fish
- Has a Chelating Agent to Enhance Water Quality
- Not Harmful to Fish or Plants



Phosphate Remover
ITEM 566008 MODEL WTTSP

- Safely removes Phosphate from pond water
- Available in 16 oz., 32 oz. and gallon sizes.
- 1 ounce can remove between 1.0 - 1.5 ppm phosphate
- Not Harmful to Fish or Plants



Flocculant Plus Water Clarifier
ITEM 566029 MODEL WT-FP-P

- Special Formulation Bonds and Settles Suspended Particles for Easier Removal through Filtration System
- Helps to Clear Cloudy Water
- Safe for Aquatic Life and Plants
- Attracts Suspended Particles
- Improves Filtration



Concentrated Barley Straw Liquid Extract
ITEM 566013 MODEL WT-BSC-P

- Helps Clarify and Mature Pond Water with Natural Chemicals
- One Bottle Equals Multiple Barley Straw Bales
- Includes "Liquid Peat" to Help Maintain an Ideal pH
- Works on Contact
- Releases Decomposition By-Products Immediately
- Not Harmful to Aquatic Life, Plants, Humans and Pets
- No Messy Residue
- Tip and Pour Containers for Convenient Measuring and Use



7.5 pH Buffer/Stabilizer
ITEM 566026 MODEL WT-BS-P

- Includes 2 pH Buffers for Gentle Effectiveness and 3 Electrolytes to Help Maintain Osmotic Balance
- Provides Necessary Alkalinity for Nitrification
- Specially Formulated to Control Fish Toxicity, which May Arise from Overdosing
- Not Harmful to Fish or Plants

MICROBE-LIFT® Biological Water Treatments

Accelerate your maintenance regimen with solutions that encourage the proper organic balance in ponds.



PL Liquid Water Clarifier
ITEM 566007 MODEL WT-ML-PL-P
ITEM 566006 MODEL WT-ML-PL-Q
ITEM 566012 MODEL WT-ML-PL-G

- Creates a Cleaner Environment for your Pond, Promoting Faster Fish Growth
- Reduces Ammonia Nitrogen Levels
- Dissolves Away Organic Sludge and Helps Break Down Dead Algae
- Seeds and Maintains Biological Filters
- Significantly Reduces Noxious Odors Caused by Dead Algae, Fish Fecal Matter and Urine
- Reduces Hydrogen Sulfide, which Creates Strong, Offensive Odors
- Reduces Build-Up of Bird Droppings, Fish Feed and Dead Leaves
- Contains Photosynthetic Bacteria, which Reduces Cloudy Water by Promoting Flocculation and Settling of Organic and Inorganic Particles
- Effective Over a Wide Range of pH Conditions
- Continued Biological Activity Even in Water Temperatures Under 55°F (12°C)



TAC
Totally Active Clarifier Dry
Bacteria Cultures
ITEM 566034 MODEL WT-TAC-P

- Helps Keep Water Clean
- Significantly Improves Water Quality and Appearance
- Helps to Eliminate Organic Build-Up
- Buffers/Aids in pH Control
- Improves Marine Life Quality
- Promotes Essential Bio-Film Development
- Beneficial to Marine Plant Root Systems
- Promotes Bio-Filter Performance
- No Fillers



Spring/Summer Cleaner
ITEM 566038 MODEL WT-SSC-1

- Helps to Jump Start your Pond in the Spring
- Reduces Buildup of Dead Leaves and Residual Organic Sediment
- Pre-Measured, Easy to Handle and Cost Effective
- Natural, Nontoxic and Noncaustic



Autumn/Winter Prep
ITEM 566039 MODEL WT-AWP-Q

- Helps Accelerate Decomposition of Leaves and Other Organic Matter for a Healthier Start in the Spring
- Continues to Provide Sustained Biological Activity Even in Water Temperatures Under 40°F (4°C)
- Contains Psychrophilic Strains (cold water bacteria)
- Helps Fish Maintain a Healthy Immune System During Winter Months

MICROBE-LIFT® Speciality Bacteria Products

Our specialty products help cultivate the right biological balance for both fish and plant health.



Sludge Away
ITEM 566040 MODEL WT-SA-Q

- Provides Rapid and Natural Sludge and Muck Removal, Reducing or Eliminating Potentially Harmful Gaseous Compounds
- Especially Helpful for Ponds with Rock or Gravel Bottoms where Vacuuming is Impractical
- 80% Faster than Competitive Products
- Binds Phosphate
- Organic and Microbial Based
- Safe for Fish, Plants, Pets and the Environment
- Helps Improve Pond Clarity
- 100% Active Ingredients
- Disperses Quickly



Filter Pad Bacteria Inoculant
ITEM 566041 MODEL WT-GEL-P

- Easily Applies to Filter Pads/Media Without Running or Getting Messy
- Contains the Same Spectrum of Bacteria Found in MICROBE-LIFT/PL
- Contains Naturally Occurring Biopolymers, Helping Organisms Quickly Attach to the Media
- Helps Stabilize Pond Environment Quickly Upon Startup and Eliminate Transient Instability that can Occur when Filter Media is Replaced or Cleaned Frequently
- Helps Establish Denitrification in the Filter to Lower Nitrate Levels
- Accelerates Breakdown of Organic Solids to Reduce Maintenance Requirements

MICROBE-LIFT® Speciality Bacteria Products, Continued

Specially formulated for rapid ammonia and nitrite reduction, MICROBE-LIFT® NITE-OUT II is designed specifically for pond waters that contain marine life. The highly specialized microbial consortium of nitrifying cultures are specially formulated to eliminate ammonia via a natural biological process. The cultures contained in MICROBE-LIFT/NITE-OUT II will establish, promote or stabilize and maintain nitrification in pond waters, eliminating the toxic effect of ammonia. Nitrite is produced by beneficial bacteria in the pond and the oxidation of harmful waste ammonia excreted by fish. Even though nitrite is not as toxic as ammonia, it is still very damaging to the health of fish.



MICROBE-LIFT NITE-OUT II
ITEM 566036 MODEL WT-NO-P

- Initiates Nitrification
- Promotes Stable Nitrification
- Provides Stable Cold Weather Nitrification
- Safe for Use Around Plants and Animals



Mosquito Control
ITEM 566037 MODEL WT-BMC-2

- Specially Formulated for Decorative Water Gardens, Fountains and Areas of Standing Water
- Up to 14 Days Activity Depending on Application Site
- Disperses Easily in Water
- No Fish Toxicity; Can Be Applied to Areas that Contain Fish and Plants
- No Toxicity to Non-Target Invertebrates
- Significantly Lower Potential for Development of Resistance in Target Insect Populations than Chemical Larvicides Such as Methoprene
- No Adverse Aesthetics to the Pond
- No Organic or Inorganic Residues

E.P.A. Registration Number 62637-1-74466

Aquatic Plant Care



Plant Baskets

- Sturdy, Reusable Baskets
- Aerates Root Zone for Healthier Plant Growth
- Use with a Variety of Media
- Makes Relocating Plants Easier

9" Round

ITEM 566553 MODEL UPB-R9-PW

12" Square

ITEM 566556 MODEL UPB-1212-PW



Plant Media

- Concentrated Aquatic Planting Media with Beneficial Bacteria
- Pre-Colonized With Heterotropic Beneficial Bacteria
- 100% Natural Minerals
- Will Not Float Or Cloud Pond Water
- No Fertilizer, Compost, Peat Or Pesticides

ITEM 566349 MODEL UPBM10

- 10 pound bag

ITEM 566356 MODEL UPBM20

- 20 Pound Bag



Pond Planter

ITEM 567557 MODEL UPBF-810

- Porous Fabric Pots for Natural Plant Growth
- Flexible Fabric Contours to Uneven Surfaces
- Aerates Root Zone for Healthier Plant Growth
- Safer for Fish, No Sharp Edges
- Contains two 8" x 10" Pouches

Pond and Landscape Maintenance Accessories

Skimmer Net

ITEM 566050 MODEL NS

- Frame Size: 10"W × 9"L × 3"D
- Allows for Easy Collection of Debris
- Convenient, 48" Handle
- Protective Plastic Frame Safeguards Against Punctures



Fish Net with Bumper

ITEM 567574 MODEL AFN

- Frame Size: 14"W × 13"L × 11"D
- Removes Fish from Pond for Inspection
- Extends from 44" to 70" in Overall Length
- Nylon Mesh Netting
- Flexible Front Bumper Corners Fish and Protects Pond Liner



Floating Thermometer

ITEM 566048 MODEL TF-PW

- Easy-to-Read Fahrenheit-Celsius Scales
- Measures from 120° to -20° F



Pond Deicer

ITEM 566049 MODEL P-418-PW

- Ideal for Ponds 50-600 Gallons
- Thermostatically Controlled, Activates from 32° to 35° F
- 1,250 Watts of Power
- 10' Powercord



Pond Test Strips

ITEM 566043 MODEL WT-TS-50

- Easily Test Main Factors in Water Quality
- Five-in-One Strip Tests for Nitrate, Nitrite, Total Hardness, Total Alkalinity and pH
- 50 Strips



Phosphate Test Strips

ITEM 566044 MODEL WTTSP

- Quick, easy and accurate
- 50 Strips



Drill Pump

ITEM 14942003 MODEL MPDP

- Quickly Drains Valve Box or Skimmer
- Self-Priming
- Connects to Standard Drill and Garden Hose
- 156 GPH



Utility Pump

ITEM 14942004 MODEL MPFV12

- Portable 12 volt DC non submersible transfer pump.
- Stainless Steel pump head and steel motor cover
- Includes battery clips
- Garden Hose Connection
- 360 GPH



Drain Out Pump

ITEM 14942704 MODEL MPA16M

- Ideal for Quick Water Removal
- Drains to 1/8" of Surface
- Garden Hose Adapter
- 10' Cord
- 1,200 GPH

Replacement Parts

Little Giant replacement parts offer the identical quality, compatibility and convenience of all our products.



Skimmer Replacement Parts

x

Replacement Lid for SK5
ITEM **170311**

Replacement Lid for SK10
ITEM **170312**

Replacement Lid for SK2.5
ITEM **170461**

Skimmer Inlet Screen for SK5
ITEM **170303**

Skimmer Inlet Screen for SK10
ITEM **170304**

Skimmer Inlet Screen for SK2.5
ITEM **170303**

Skimmer Net for SK5
ITEM **170299**

Skimmer Net for SK10
ITEM **170300**

Skimmer Net for SK2.5
ITEM **170465**

Skimmer Brush Replacement Kit
ITEM **14940343**

Waterfall Filter Replacement Parts

x

Waterfall Box Lid for WF5
ITEM **170313**

Waterfall Box Lid for WF10
ITEM **170315**

Replacement Matala®
Pad for WF5
ITEM **170301**

Replacement Matala®
Pad for WF10
ITEM **170302**

Replacement Media Bag
ITEM **170277**

Biological Media (30 pieces)
ITEM **566112**

UV Light Clarifier Replacement Parts

x

36 Watt UV Lamps
ITEM **14940503**

9 Watt O-Ring (for Quartz Sleeve)
ITEM **14940504**

9V Quartz Sleeve
ITEM **14940506**

18 Watt UV Lamps
ITEM **14940502**

O-Ring Electrical Housing
ITEM **14940500**

18/36 Watt Fittings
ITEM **14940509**

9 Watt UV Lamps
ITEM **14940501**

36V Quartz Sleeve
ITEM **14940508**

9 Watt Fittings
ITEM **14940510**

18/36 Watt O-Ring (for Quartz Sleeve)
ITEM **14940505**

18V Quartz Sleeve
ITEM **14940507**

Lighting Replacement Parts

x

LED/Halogen O-Ring
ITEM **924135**

Halogen Colored Lens Set
ITEM **170755**

LED/Halogen Clear Lens
ITEM **170756**

Pond Design Grid

1 square = 1 sq ft



STEP 1: SIZING

a) Calculate your gallons:

$$L \times W \times \text{avg } D \times 7.5 = \text{Gallons}$$

_____ Gallons

b) Size Liner & Underlayment:

$$L + (2 \times \text{avg } D) + 2 = \text{Length}$$

$$W + (2 \times \text{avg } D) + 2 = \text{Width}$$

_____ W x _____ L Size

STEP 2: CHOOSE YOUR PUMP

Choose a pump from the chart on page 15 based on the hints below and your gallons above.

_____ Pump

_____ Discharge Kit

STEP 3: CHOOSE YOUR SKIMMER/VAULT

Choose your skimmer or vault based on the flow rate of your pump(s) and feature needs.

_____ SF - Simply Falls

_____ Disappearing Basin _____ 36" _____ 44"

_____ SK2.5 > 2500 GPH

_____ SK5 > 5000 GPH

_____ SK10 > 10000 GPH

STEP 4: CHOOSE YOUR FILTRATION

SYSTEM

Choose your filtration system based on your gallons and organic load.

_____ WF5 > 5000 GPH

_____ WF10 > 10000 GPH

_____ PBF2000 > 2000 GPH

_____ PBF4000 > 4000 GPH

_____ PBF6000 > 6000 GPH

STEP 5: CHOOSE YOUR FLEX PVC

Size your flex PVC from the pump chart on page 15. Length needed from skimmer to return.

_____ feet of _____" flex PVC

ACCESSORIES

_____ Bottom Drain Kit _____ Test Strips

_____ Auto Fill Kit _____ Bacteria

_____ Lighting _____ Plant Baskets

_____ WaterFall Foam _____ BackFlush Kit

_____ Extra Fittings _____ UV Filter

_____ Maintenance Items _____ Low Water Pump

_____ MFW > 6000 GPH _____ Shut Off

Filtration Pump Hint:

Choose a pump that circulates your feature at least once an hour through the filtration system.

Feature Pump Hint:

To have a natural looking effect, for every foot of width in your stream or waterfall you need a minimum of 1200 GPH. (For example, a 3' wide stream will require a minimum of 3600 GPH).

LittleGIANT®

