

SPECIFICATION SUBMITTAL SHEET

jones stephens corporation

PLUMB AIRE® AIR VENT



P20-100



P20-104

PART NO.	DESCRIPTION	CTN. QTY.
PVC		
P21-100	Plumb Aire Vent - 1 1/2" x 2"	50
P21-101	Plumb Aire Vent with Adapter	50
ABS		
P21-102	Plumb Aire Vent - 1 1/2" x 2"	50
P21-103	Plumb Aire Vent with Adapter	50
ADAPTER		
P21-104	PVC Adapter for Air Inlet Valve	1

SIZING CHART

Horizontal Branch Size	Max DFUs
1 1/2"	3
2"	6
3"	20
4"	160

REFERENCE TO MODEL PLUMBING CODES*

SBCCI-PST-ESI #9858

ASSE STANDARD 1051 A & B

NSF14

ASTM STANDARD E-814

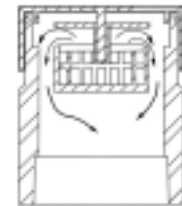
This device has been tested and listed by the following:



HOW IT WORKS

The Plumb Aire is a one-way valve that allows air in to vent (equalize pressure) the waste pipe, but does not allow gases, odors or liquids out. The Plumb Aire has been tested by an independent U.S. lab 500,000 times in temperatures ranging from -40° to +150°F, without a single failure.

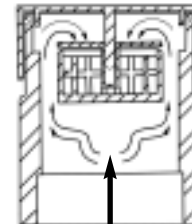
VALVE OPENED



FRESH AIR

When the fixture is discharging, it creates negative pressure which opens the Plumb Aire allowing fresh air in.

VALVE CLOSED



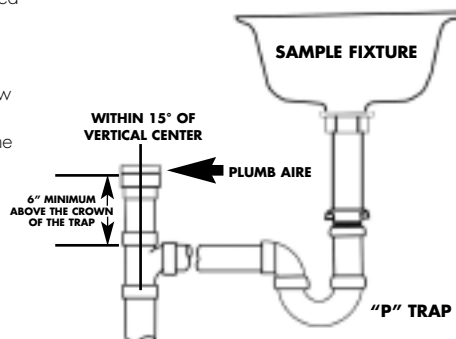
POSITIVE BACK PRESSURE

During non-use, the diaphragm is held in the closed position by gravity. Positive back pressure pushes the diaphragm closed with greater force. The stronger the back pressure, the greater the closure force; consequently, liquids, gases and odors cannot escape.

RECOMMENDED INSTALLATION INSTRUCTIONS

Note: Check local plumbing codes before installation.

1. Install Plumb Aire in upright position, not to exceed 15° from plum.
2. When using a threaded adapter, place teflon on threads.
3. Install Plumb Aire in ventilated locations that allow for inspection and unrestricted airflow.
4. Plumb Aire must be installed at least 4" above the horizontal drain(s) or trap(s) to be vented.
5. Plumb Aire must be installed within four branch intervals from top of primary (main) vent.
6. When installed in attic, Plumb Aire must be at least 6" above insulation.
7. Plumb Aire cannot be installed as a relief vent or where exposed to outdoor elements.
8. Install Plumb Aire after DWV testing is complete or as directed by building officials.



jones stephens corporation
 3249 moody parkway • moody, alabama 35004
 toll free phone: 1-800-355-6637 • toll free fax: 1-800-462-6991
 www.plumbest.com