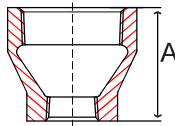


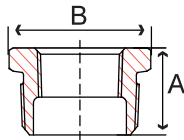
**Fig. 35CP3 – Straight Coupling with Ribs**

Size IN	Part Number	A IN	Packing		Weight LB
			Inner	Master	
1/2	35CP3004	1.38	200	400	0.1
3/4	35CP3006	1.63	100	200	0.2
1	35CP3010	1.75	60	120	0.4
1-1/4	35CP3012	2.00	35	70	0.5
1-1/2	35CP3014	2.19	25	50	0.7
2	35CP3020	2.62	15	30	1.2
2-1/2	35CP3024	3.00	9	18	2.2



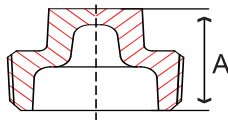
**Fig. 35RC3 – Hex Reducing Coupling**

Size IN	Part Number	A IN	Packing		Weight LB
			Inner	Master	
1 x 1/2	35RC3010004	1.69	80	160	0.3
1 x 3/4	35RC3010006	1.69	60	120	0.4
1-1/4 x 3/4	35RC3012006	2.06	40	80	0.6
2 x 1 (not hex)	35RC3020010	2.81	20	40	1.0



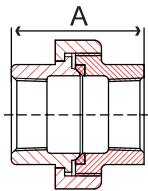
**Fig. 35HB3 – Hex Bushing**

Size IN	Part Number	A IN	Packing		Weight LB
			Inner	Master	
1 x 1/2	35HB3010004	1.06	180	360	0.2
1 x 3/4	35HB3010006	1.06	180	360	0.1
1-1/4 x 1	35HB3012010	1.19	90	180	0.2
1-1/2 x 1	35HB3014010	1.25	75	150	0.4
1-1/2 x 1-1/4	35HB3014012	1.25	75	150	0.3
2 x 1	35HB3020010	1.38	40	80	0.6
2 x 1-1/4	35HB3020012	1.38	40	80	0.6
2 x 1-1/2	35HB3020014	1.38	40	80	0.6



**Fig. 35SP3 – Square Head Plug**

Size IN	Part Number	A IN	Packing		Weight LB
			Inner	Master	
1/2	35SP3004	0.94	600	1200	0.07
3/4	35SP3006	1.12	350	700	0.1
1	35SP3010	1.25	200	400	0.1
1-1/4	35SP3012	1.37	100	200	0.3
1-1/2	35SP3014	1.44	80	160	0.4
2	35SP3020	1.50	45	90	0.6



**Fig. 35U 3 – Union with Brass Seat**

Size IN	Part Number	A IN	Packing		Weight LB
			Inner	Master	
1	35U 3010	2.19	20	40	1.0
1-1/4	35U 3012	2.50	15	30	1.2
1-1/2	35U 3014	2.62	10	20	1.7
2	35U 3020	3.12	6	12	2.4

DUCTILE