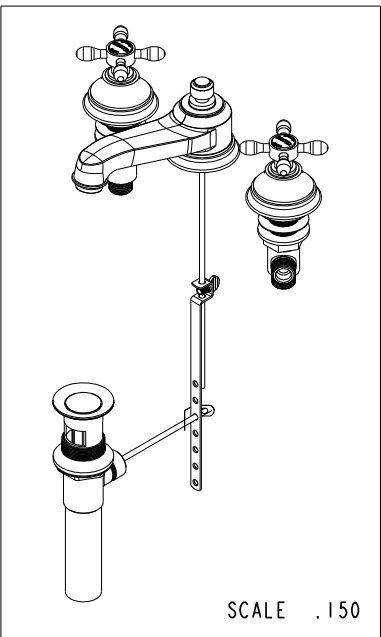


BILL OF MATERIAL (CURRENT LEVEL)

ITEM	PT/ASSY	DESCRIPTION	TYPE	QTY.
1	3-341	W/S SPOUT ASM	ASSEMBLY	1
2	1-525	W/S VALVE INSTALLATION	ASSEMBLY	1
3	3-280	HANDLE/ESCUTCHEON ASM	ASSEMBLY	2
4	1-131	FROID BUTTON W/ADH. TAB	ASSEMBLY	1
5	1-130	CHAUD BUTTON W/ADH. TAB	ASSEMBLY	1
6	10288	3/16" POP UP ROD	PART	1
7	11092	POP UP KNOB	PART	1
8	325	POP UP ASSEMBLY	ASSEMBLY	1



COPYRIGHT 2005 BRASSTECH, INC. THESE DRAWINGS AND THE DESIGNS DEPICTED HEREIN ARE THE PROPRIETARY PROPERTY OF BRASSTECH. ANY USE OR REPRODUCTION IS SUBJECT TO THE EXPRESS APPROVAL OF BRASSTECH. UNAUTHORIZED USE IS STRICTLY PROHIBITED. ALL RIGHTS RESERVED.

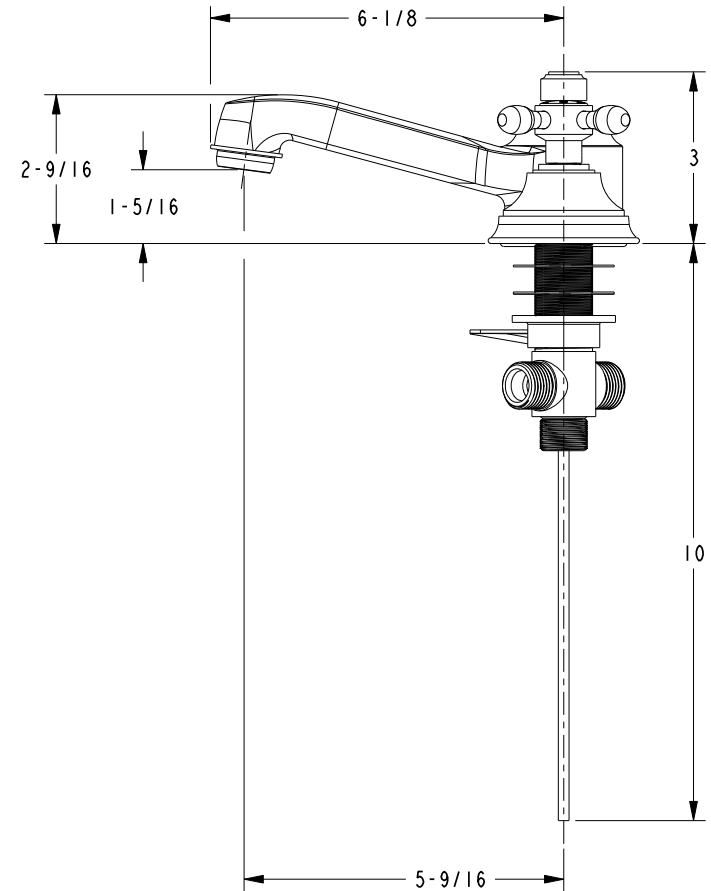
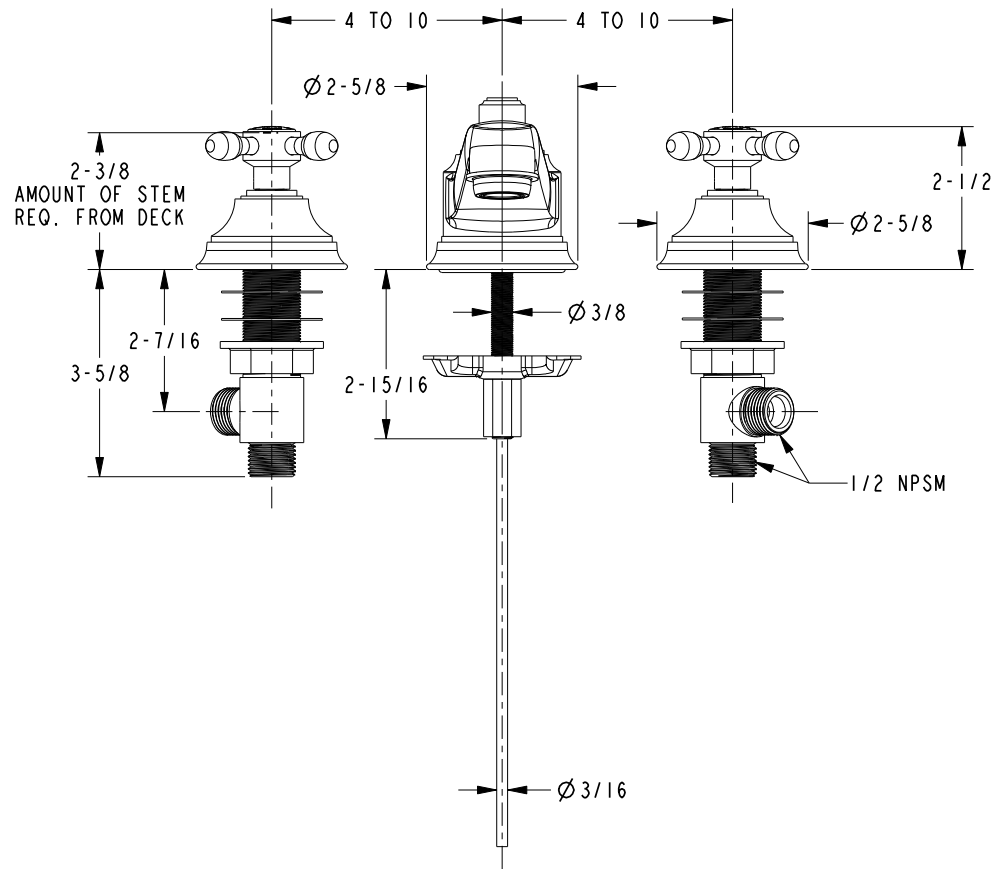
BRASSTECH
INCORPORATED
2001 E. CARNEGIE AVE.
SANTA ANA, CA 92705
(949) 417-5207

W/S FAUCET

ASSY. NO.		1640	
SCALE	.200	REF.	-
SHEET	1	OF	2
REV		REV DESC	
		DATE	

C	EN-2553	07/02/13
B	EN-1616	09/13/10
A	EO-1004	06/12/08
-	EO-0299	03/04/04

SPECIFICATION DWG



DIMENSIONS ARE IN INCHES AND AN APPROXIMATION OF A TYPICAL INSTALLATION

COPYRIGHT 2005 BRASSTECH, INC. THESE DRAWINGS AND THE DESIGNS DEPICTED HEREIN ARE THE PROPRIETARY PROPERTY OF BRASSTECH. ANY USE OR REPRODUCTION IS SUBJECT TO THE EXPRESS APPROVAL OF BRASSTECH. UNAUTHORIZED USE IS STRICTLY PROHIBITED. ALL RIGHTS RESERVED.

BRASSTECH INCORPORATED		2001 CARNEGIE AVE. SANTA ANA, CA 92705 (949) 417-5207
DWG NO.	1640	REV C
SCALE .300	REF. -	SHEET 2 OF 2