

4

3

2

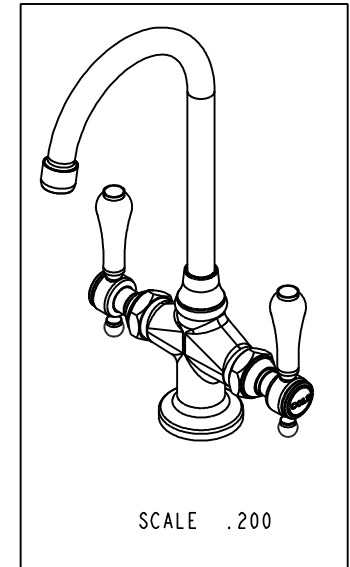
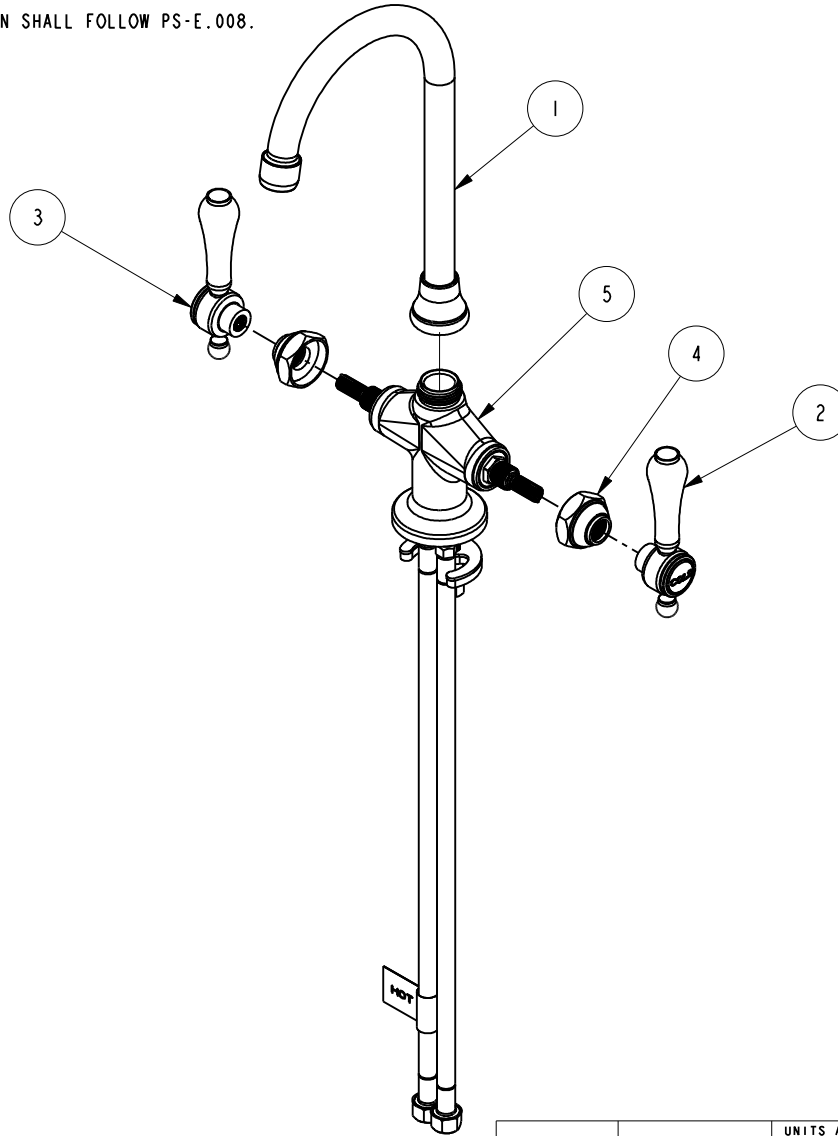
1

NOTES:

(NI) 1. FIT / FORM / FUNCTION SHALL FOLLOW PS-E.008.

BILL OF MATERIAL (CURRENT LEVEL)

ITEM	PT/ASSY	DESCRIPTION	TYPE	QTY.
1	2-132	BAR SPOUT ASM	ASSEMBLY	1
2	2-133	HANDLE ASSEMBLY - COLD	ASSEMBLY	1
3	2-134	HANDLE ASSEMBLY - HOT	ASSEMBLY	1
4	10517	NUT - DOME HEX	PART	2
5	2-239	SINGLE HOLE CROSS BAR ASSEMBLY	ASSEMBLY	1



D

D

C

C

B

B

A

A

ZONE	REV	DESCRIPTION	DATE	APPROVED
-	D	EN-2643	01/15/16	J.M
-	C	EN-2119	07/23/12	-
-	B	EO-0274	10/20/03	-
-	A	EO-0098	10/17/02	-

COPYRIGHT 2005 BRASSTECH, INC. THESE DRAWINGS AND THE DESIGNS DEPICTED HEREIN ARE THE PROPRIETARY PROPERTY OF BRASSTECH. ANY USE OR REPRODUCTION IS SUBJECT TO THE EXPRESS APPROVAL OF BRASSTECH. UNAUTHORIZED USE IS STRICTLY PROHIBITED. ALL RIGHTS RESERVED.

TESTING	-	-	-
ASSEMBLY	-	-	-
PLATING	-	-	-
POLISHING	-	NEXT ASSY	USED ON
MACHINING	-	APPLICATION	
TOOLING FIXTURE #	REMOVE ALL BURRS AND SHARP EDGES		

UNITS ARE: INCHES [MM]	
TOLERANCES ARE:	
FRACTIONS DECIMALS	ANGLES
±1/16"	.X ±.1 [2.5] ±1°
	.XX ±.06 [1.5]
(X.XXX) DENOTES CRITICAL DIMS. ALL THREADS ARE CRITICAL	
DRAWN	RAVINDRA 12/22/15
CHECKED	JINSON 12/22/15
APPROVED	J.M 01/15/16

**BRASSTECH** 2001 CARNEGIE AVE. SANTA ANA, CA 92705 (949) 417-5207  
INCORPORATED

**BAR FAUCET**

DWG NO. 1038 REV D

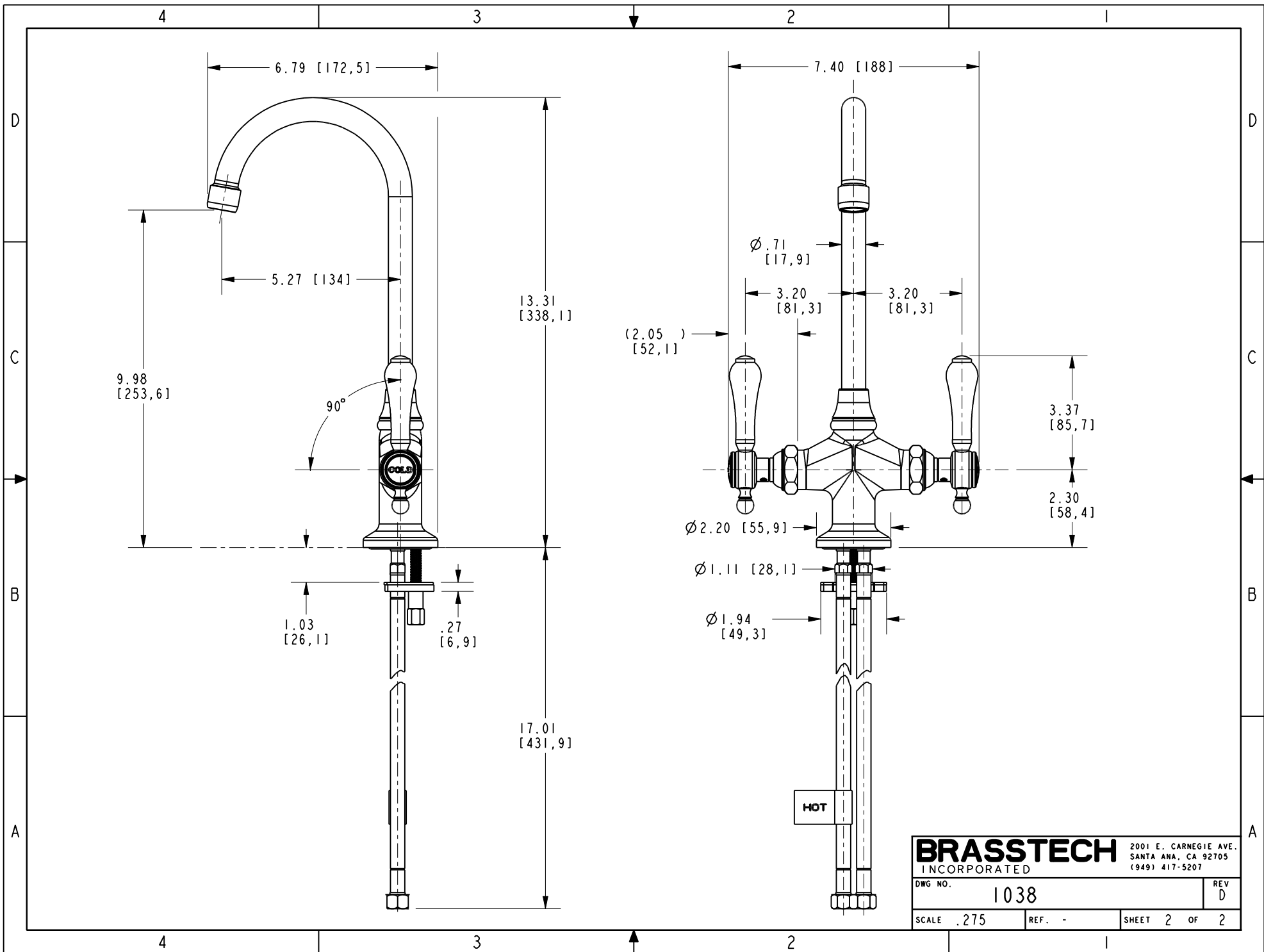
SCALE .225 REF. - SHEET 1 OF 2

4

3

2

1



**BRASSTECH** 2001 E. CARNEGIE AVE.  
INCORPORATED SANTA ANA, CA 92705  
(949) 417-5207

DWG NO.	1038	REV	D
SCALE	.275	REF.	-
SHEET 2		OF 2	