

4

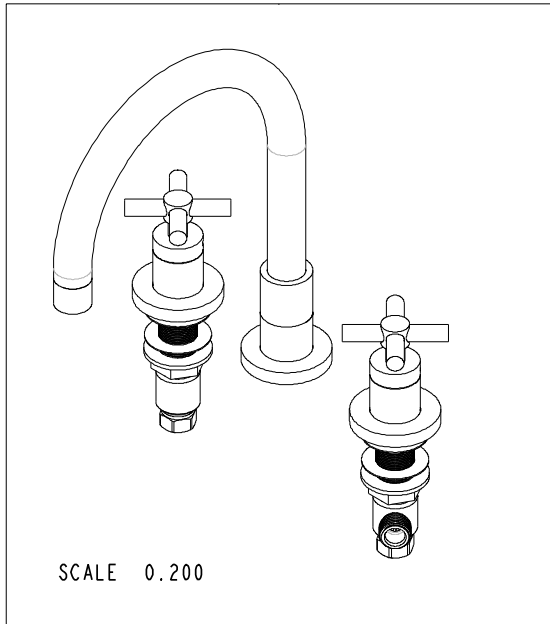
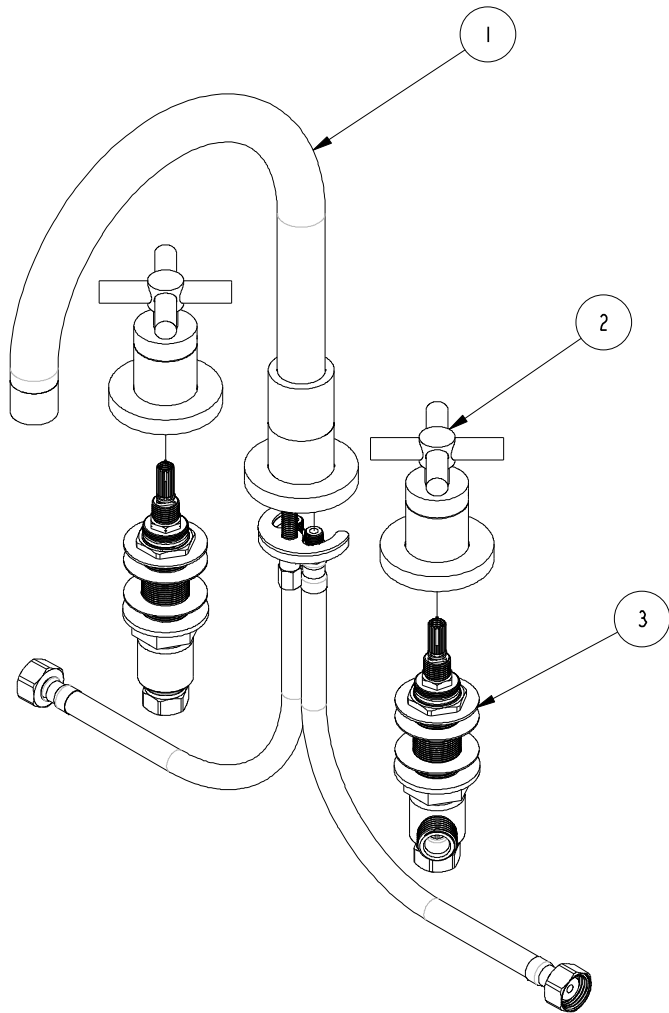
3

2

1

## BILL OF MATERIAL (CURRENT LEVEL)

ITEM	PT/ASSY	DESCRIPTION	TYPE	QTY.
1	3-366	KITCHEN SPOUT ASM	ASSEMBLY	1
2	3-227	HANDLE TRIM - STOP VALVE	ASSEMBLY	2
3	1-525	W/S VALVE INSTALLATION	ASSEMBLY	1



SCALE 0.200

COPYRIGHT 2005 BRASSTECH, INC. THESE DRAWINGS AND THE DESIGNS DEPICTED HEREIN ARE THE PROPRIETARY PROPERTY OF BRASSTECH. ANY USE OR REPRODUCTION IS SUBJECT TO THE EXPRESS APPROVAL OF BRASSTECH. UNAUTHORIZED USE IS STRICTLY PROHIBITED. ALL RIGHTS RESERVED.

**BRASSTECH**  
INCORPORATED

2001 E. CARNEGIE AVE.  
SANTA ANA, CA 92705  
(949) 417-5207

KITCHEN FAUCET

ASSY. NO. 9901

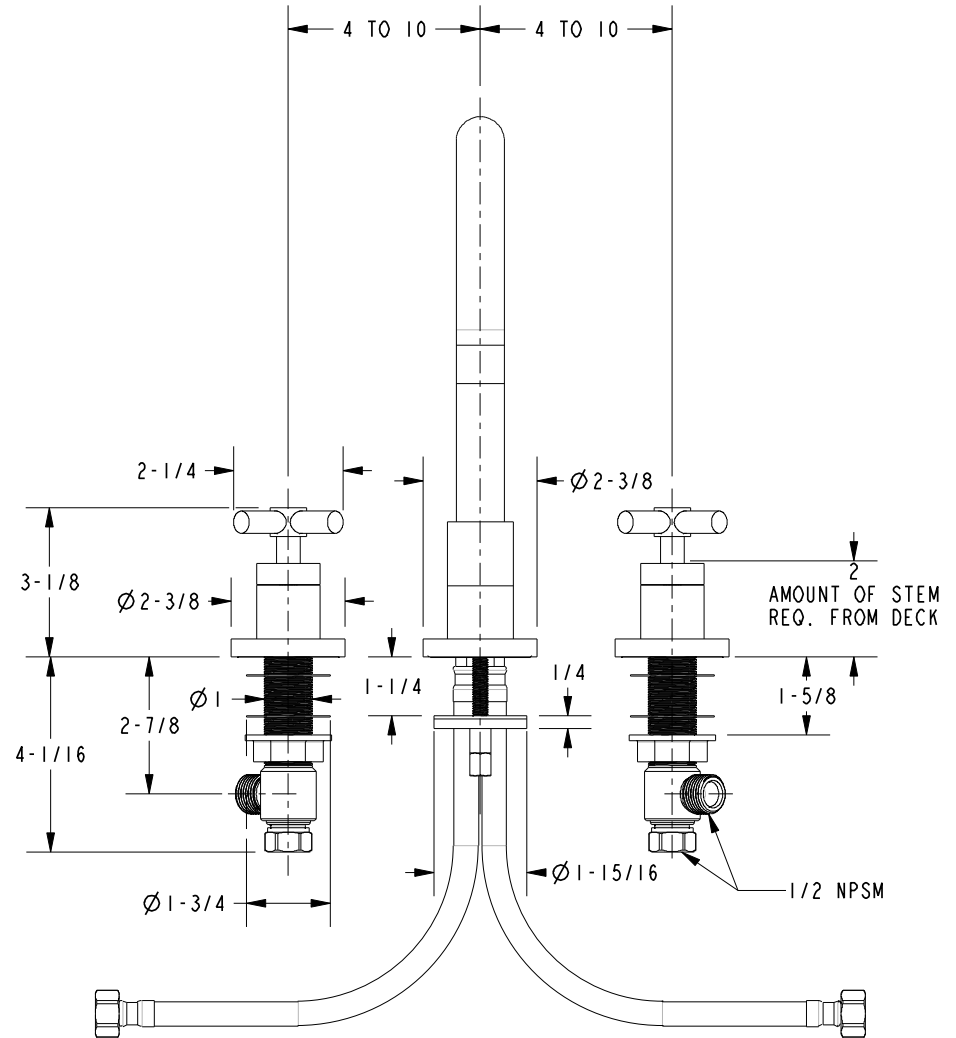
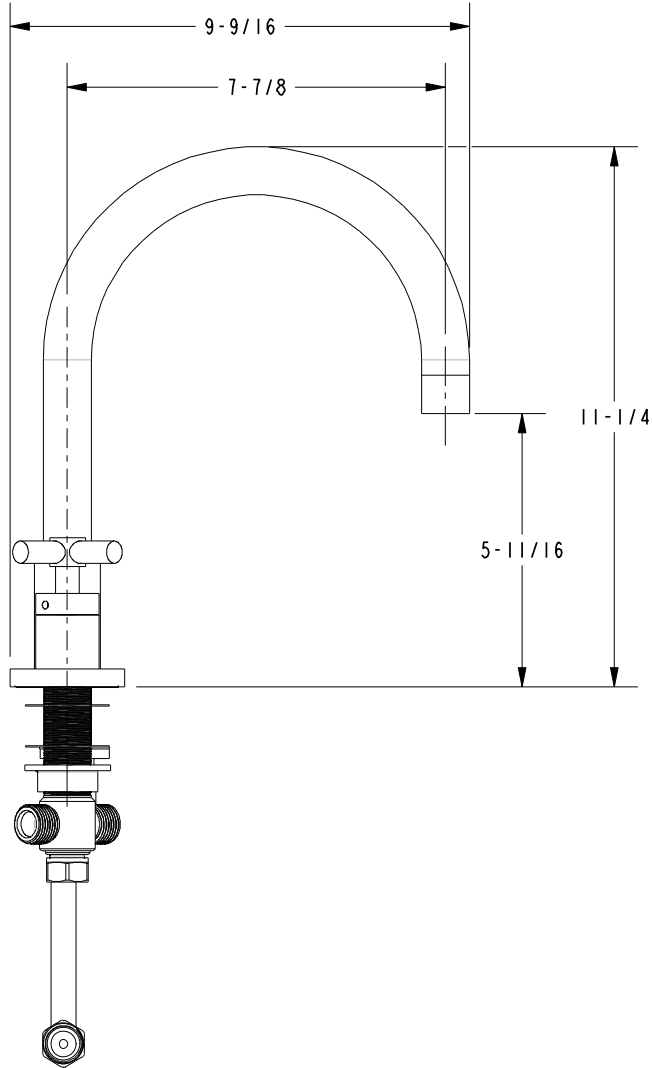
SCALE 0.250

REF. -

SHEET 1 OF 2

B	EN-1616	09/13/10
A	EN-1220	04/24/09
-	RELEASE	PRE '00
REV	REV DESC	DATE

# SPECIFICATION DWG



DIMENSIONS ARE IN INCHES AND AN APPROXIMATION OF A TYPICAL INSTALLATION

COPYRIGHT 2005 BRASSTECH, INC. THESE DRAWINGS AND THE DESIGNS DEPICTED HEREIN ARE THE PROPRIETARY PROPERTY OF BRASSTECH. ANY USE OR REPRODUCTION IS SUBJECT TO THE EXPRESS APPROVAL OF BRASSTECH. UNAUTHORIZED USE IS STRICTLY PROHIBITED. ALL RIGHTS RESERVED.

<b>BRASSTECH</b>		2001 E. CARNEGIE AVE. SANTA ANA, CA 92705 (949) 417-5207	
INCORPORATED			
DWG NO.	9901	REV B	
SCALE	0.250	REF.	SHEET 2 OF 2