

High-performance automatic air vent



© Copyright 2020 Caleffi

551 Series



Function

The DISCALAIR® is a high performance automatic air vent that is capable of releasing large amounts of air from hydronic systems. The venting mechanism is the same proven design that is used in Caleffi's 551 series air separators, providing years of reliable service.

This item is designed for use in closed hydronic systems. Do not use in plumbing applications. This item does not meet the low-lead plumbing standards of U.S. and Canada.

Product range

Code 551004A DISCALAIR high performance automatic air vent
pipe connection sizes 3/4" male NPT and 1/2" female NPT

Technical specification Connections:

Materials: - Body	3/4" male NPT and 1/2" female NPT
- Float	brass
- Stem	PP
- Seals	brass
	peroxide-cured EPDM
Suitable fluids:	water, glycol solution
Max percentage of glycol:	50%
Max working pressure:	150 psi (10 bar)
Max discharge pressure:	150 psi (10 bar)
Temperature range:	32-230°F (0-110°C)

Scan to view .



Installation Tip



SAFETY INSTRUCTION

This safety alert symbol will be used in this manual to draw attention to safety related instructions. When used, the safety alert symbol means **ATTENTION! BECOME ALERT! YOUR SAFETY IS INVOLVED! FAILURE TO FOLLOW THESE INSTRUCTIONS MAY RESULT IN A SAFETY HAZARD.**



WARNING: This product can expose you to chemicals including lead, which is known to the State of California to cause cancer and birth defects or other reproductive harm. For more information go to www.P65Warnings.ca.gov.



CAUTION: All work must be performed by qualified personnel trained in the proper application, installation, and maintenance of systems in accordance with all applicable codes and ordinances.



CAUTION: If the DISCALAIR vent is not installed, commissioned and maintained properly, according to the instructions contained in this manual, it may not operate correctly and may endanger the user.



CAUTION: Make sure that all the connecting pipework is water tight.



CAUTION: When making the water connections, make sure that the pipework connecting the Discalair is not mechanically over-stressed. Over time this could cause breakages, with consequent water losses which, in turn, could cause harm to property and/or people.

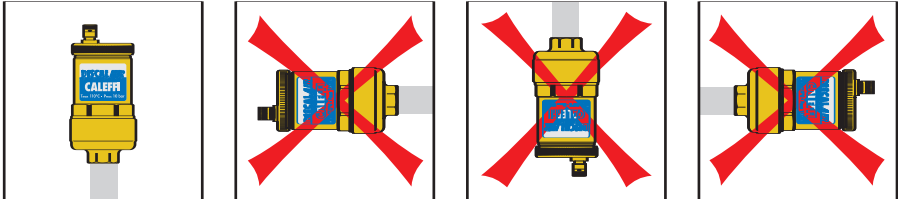


CAUTION: Water temperatures higher than 100°F (38°C) can be dangerous. During the installation, commissioning and maintenance of the Discalair valve, take the necessary precautions to ensure that such temperatures do not endanger people.

Leave this manual for the user.


Installation

The DISCALAIR automatic air vent, series 551, must be installed in a vertical position. They are typically installed on the manifolds, on the rising main and in the points of the circuit where air bubbles are concentrated and must be vented.



Attention

The installation of the valve in places subject to freezing is not recommended. In the case of installation in locations where potential dripping would cause damage, it is recommended to replace the upper cap with the safety hygroscopic cap, code 59681. To allow for the venting of the air during normal operation, the upper cap must be loose (tight in the hygroscopic version).

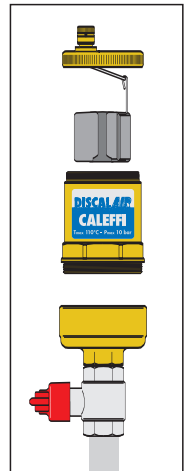


Maintenance

The DISCALAIR automatic air vent valve is designed to enable the inspection of the internal mechanism.

The accessibility to the moving parts that control the air outlet is obtained by simply removing the upper cover. The body is also detachable from the lower part connected to the piping.

It is recommended to install a shut-off valve before the DISCALAIR device to simplify any maintenance operations.





Hydronic Solutions

Caleffi North America, Inc.
3883 West Milwaukee Road
Milwaukee, WI 53208
T: 414.238.2360 F: 414.238.2366