THIS DOCUMENT IS TRUE AND CORRECT AT TIME OF PUBLICATION. CONTINUED PRODUCT IMPROVEMENTS MAKE SPECIFICATIONS AND MEASUREMENTS SUBJECT TO CHANGE WITHOUT NOTICE.

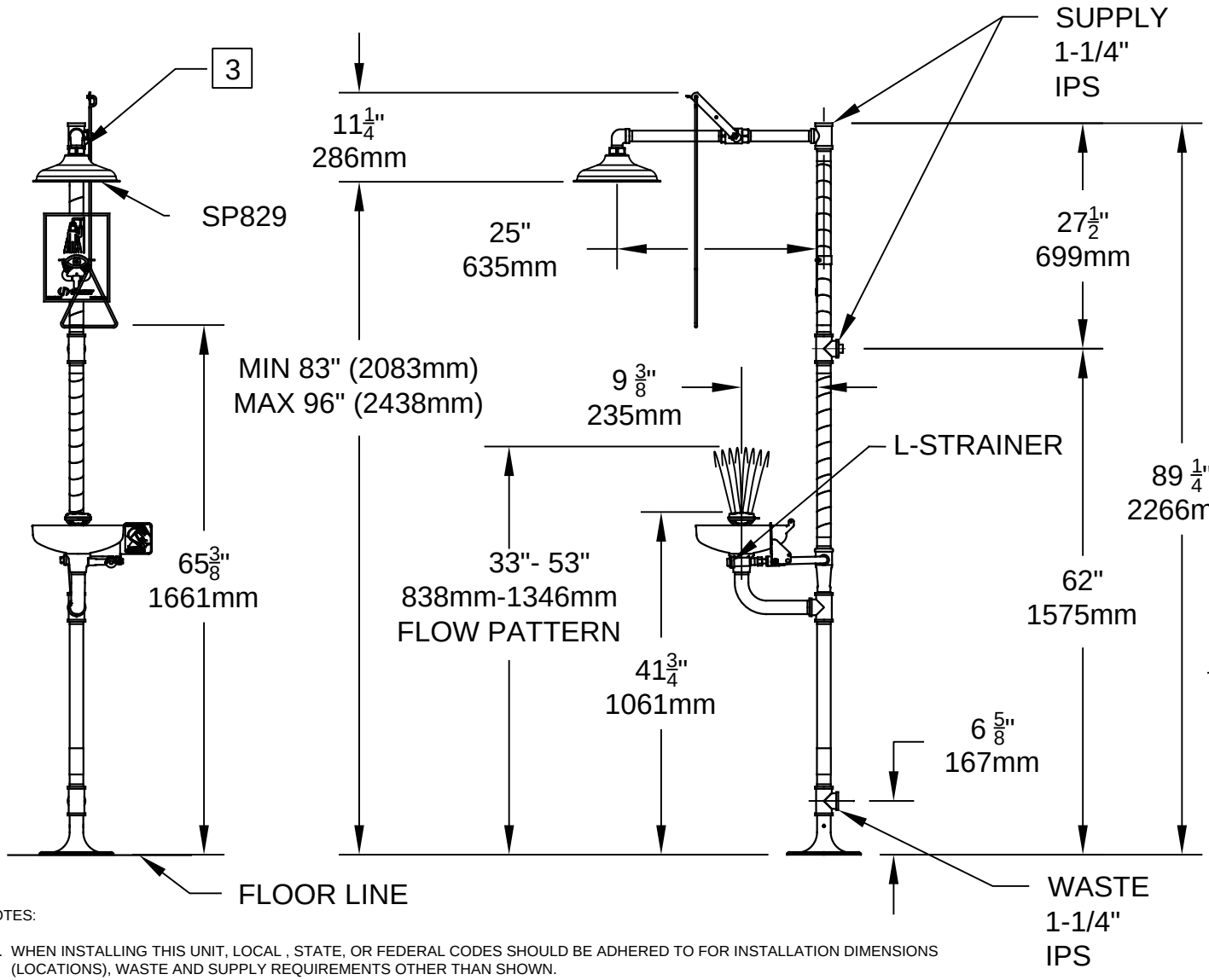

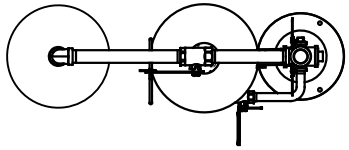

TOP VIEW

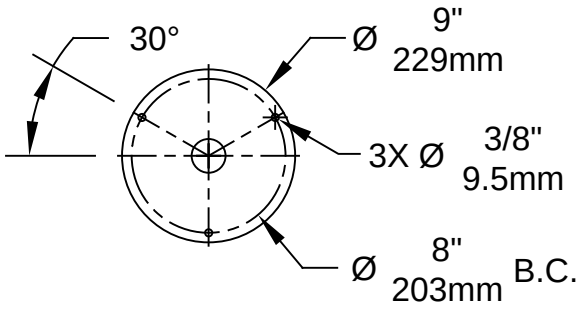

MOUNTING DETAIL

NOTES:

1. WHEN INSTALLING THIS UNIT, LOCAL , STATE, OR FEDERAL CODES SHOULD BE ADHERED TO FOR INSTALLATION DIMENSIONS (LOCATIONS), WASTE AND SUPPLY REQUIREMENTS OTHER THAN SHOWN.

2. TO COMPLY WITH ANSI Z358.1-2014 FOR EMERGENCY EYEWASH OR EYE/FACE WASH:
   - EYEWASH OR EYE/FACE WASH SHALL BE POSITIONED SUCH THAT FLUSHING FLUID PATTERN IS NOT LESS THAN 33" (838mm) AND NO GREATER THAN 53" (1346mm) FROM SURFACE ON WHICH USER STANDS; AND 6.0" (153mm) MINIMUM FROM WALL OR NEAREST OBSTRUCTION.
   - SHOWER SHALL BE POSITIONED SUCH THAT SHOWER HEAD IS NOT LESS THAN 82" (2083mm) AND NO GREATER THAN 96" (2438mm) FROM SURFACE ON WHICH USER STANDS.
   - SHOWER SPRAY PATTERN SHALL HAVE A MINIMUM DIAMETER OF 20" (508mm) AT 60" (1524mm) ABOVE SURFACE ON WHICH USER STANDS, AND CENTER OF SPRAY PATTERN SHALL BE LOCATED AT LEAST 16" (406mm) FROM NEAREST OBSTRUCTION.

3 DO NOT USE REGULAR PIPE SEALANT. IF NECESSARY USE DOW CORNING 832 SEALANT PLACING FIVE SMALL BEADS ON THE MALE THREADS, JUST ABOVE THE FIRST THREAD.

4. DIMENSIONS MAY VARY BY ±1/2" (13 mm).

Haws®
1455 KLEPPE LANE
SPARKS, NEVADA 89431
(775) 359-4712 FAX (775) 359-7424
E-MAIL: HAWS@HAWSCO.COM
WEBSITE: WWW.HAWSCO.COM

ECN NO.	REVISED PER ECN: 5497	BY: FV	MODEL(S)	PART NUMBER
DRAWN: SLS	DATE: 5/1/08	CHK'D.: DP	8320-8325/8320CRP	0002080170.D
APPROVED: NE	DATE: 01/14/20			REVISION 22
			SCALE: NA / DRAWING TYPE: INSTALLATION	SIZE: A / SHEET 1 OF 1

©2020 Haws Corporation - All Rights Reserved. HAWS® and other trademarks used in these materials are the exclusive property of Haws Corporation.