



INSTALLATION, OPERATION & MAINTENANCE INSTRUCTIONS

1455 Kleppe Lane ♦ Sparks, NV 89431-6467 ♦ (775) 359-4712 ♦ Fax (775) 359-7424
E-mail: haws@hawsco.com ♦ website: www.hawsco.com

No. 2080137(7)

Model 8163 Shower

NOTE TO INSTALLER: Please leave this information with the Maintenance Department.

LIMITED WARRANTY

HAWS® warrants that all of its products are guaranteed against defective material or poor workmanship for a period of **one year from date of shipment**. HAWS liability under this warranty shall be discharged by furnishing without charge F.O.B. HAWS Factory any goods, or part thereof, which shall appear to the Company upon inspection to be of defective material or not of first class workmanship, provided that claim is made in writing to company within a reasonable period after receipt of the product. Where claims for defects are made, the defective part or parts shall be delivered to the Company, prepaid, for inspection. HAWS will not be liable for the cost of repairs, alterations or replacements, or for any expense connected therewith made by the owner or his agents, except upon written authority from HAWS, Sparks, Nevada. HAWS will not be liable for any damages caused by defective materials or poor workmanship, except for replacements, as provided above. Buyer agrees that Haws has made no other warranties either expressed or implied in addition to those above stated, except that of title with respect to any of the products or equipment sold hereunder and that HAWS shall not be liable for general, special, or consequential damages claimed to arise under the contract of sale.

The emergency equipment manufactured by HAWS is warranted to function if installation and maintenance instructions provided are adhered to. The units also must be used for the purpose, which they were intended. This product is intended to supplement first-aid treatment. Due to widely varying conditions HAWS cannot guarantee that the use of this emergency equipment will prevent serious injury or the aggravation of existing or prior injuries.

NO OTHER WARRANTIES EXPRESSED OR IMPLIED ARE AUTHORIZED, PROVIDED OR GIVEN BY HAWS.

SHOULD YOU EXPERIENCE DIFFICULTY WITH THE INSTALLATION OF THIS MODEL PLEASE CALL:

TECHNICAL SUPPORT: 1-800-766-5612

FOR CUSTOMER SERVICE: 1-888-640-4297

LOCATION OF UNIT: The Model 8163 Emergency Shower should be installed in close proximity to potential accident areas. It should be clearly identified free from obstructions and easy to access.

SUPPLY LINE: The minimum recommended line size is 1"IPS with 30-90 psi (2-6 ATM) flowing pressure. Where sediment or mineral content is a problem, an inlet filter is recommended.

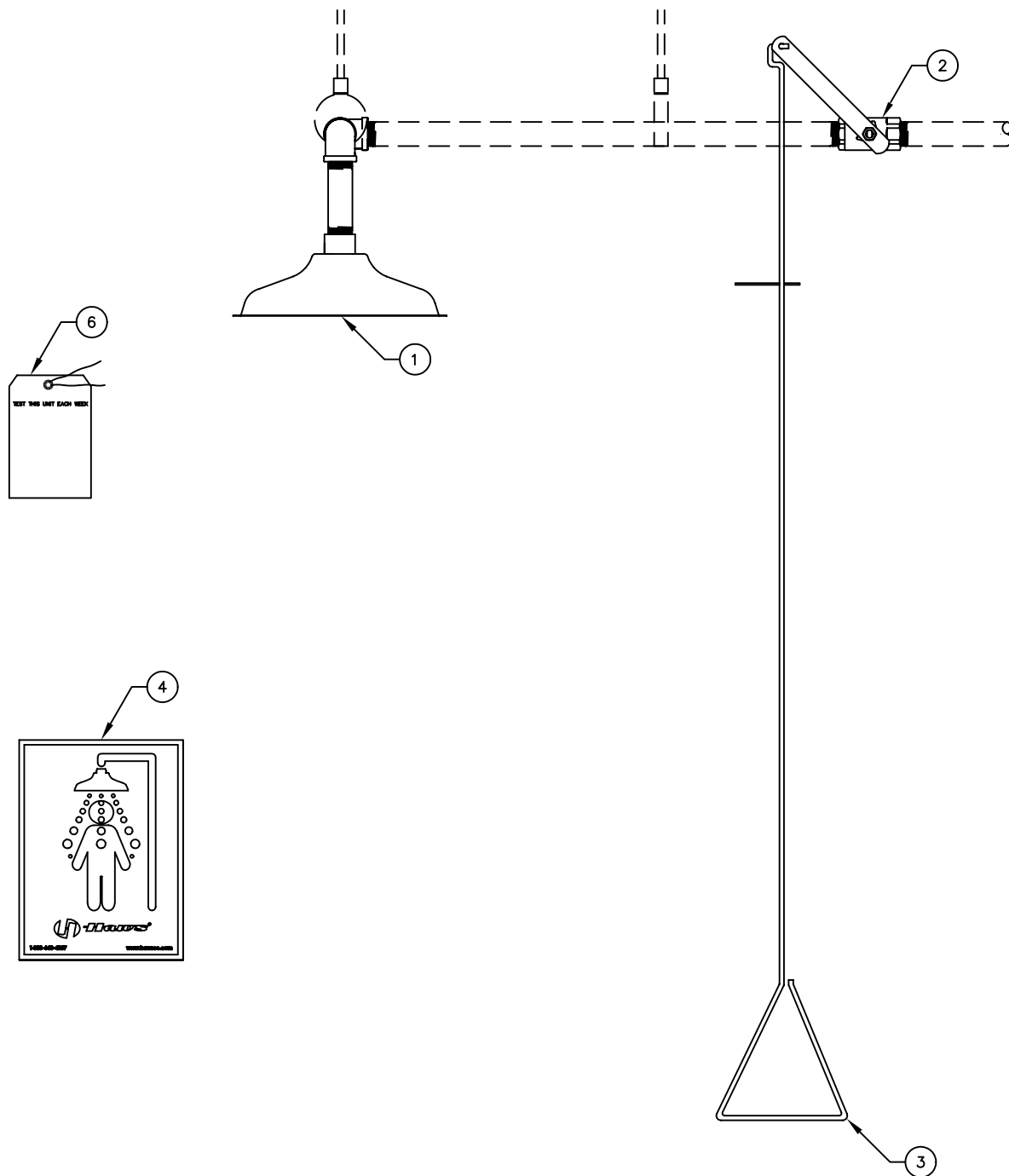
PLUMBING CONNECTIONS: Inlet supply is female 1"IPS.

TROUBLESHOOTING	
PROBLEM	REPAIR CHECKLIST
1. No flow.	1. Check the main shut-off valve.
2. Insufficient water flow.	2. a. Verify minimum 30 psi (2 ATM) flowing supply line pressure. b. Probable clogging of flow control inside showerhead. Unscrew showerhead off of elbow and clean rubber flow control.

For more information about Haws products, see our website: www.hawesco.com

ITEM	DESCRIPTION
1	SP829HPS SHOWER HEAD
2	SP260 VALVE ASSEMBLY
3	PULL ROD, SP206
4	SP177 SHOWER SIGN
5	-
6	SP170 TEST TAG

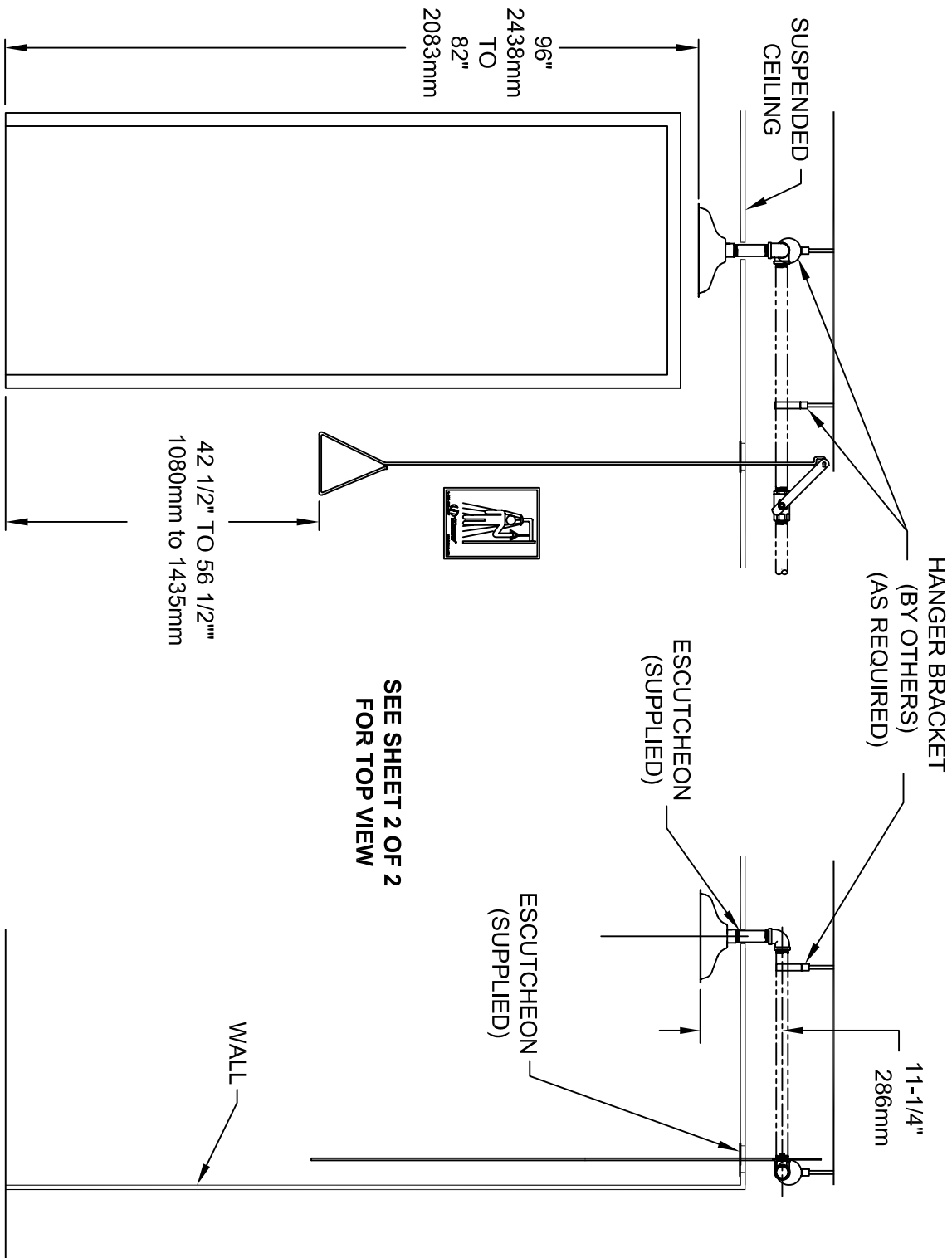
PARTS BREAKDOWN



1455 KLEPPE LANE
SPARKS, NEVADA 89431
(775) 359-4712 FAX (775) 359-7424
E-MAIL: HAWS@HAWS.CO.COM
WEBSITE: WWW.HAWS.CO.COM

ECN NO:	REVISED PER:	BY:	MODEL(S)	PART NUMBER:
-	ECN: 4351	IR	8163	0002080137
DRAWN:	DATE:	CHK'D:	SHOWER	DRAWING NO.:
DO	05/27/98			13621C00
APPROVED:	DATE:		SCALE: 1/4	DRAWING TYPE: PARTS BREAKDOWN
			SIZE: A	SHEET 1 OF 1

WHEN ORDERING PARTS PLEASE SPECIFY YOUR MODEL NUMBER



NOTES:

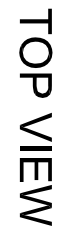
1. TO COMPLY WITH ANSI Z358.1-2009 FOR EMERGENCY SHOWER EQUIPMENT:
 - UNIT SHALL BE INSTALLED IN ACCORDANCE WITH MANUFACTURER'S INSTRUCTIONS AND ACCEPTABLE PLUMBING PRACTICES.
 - SHOWER SHALL BE POSITIONED SO THAT SHOWER HEAD IS NOT LESS THAN 208.3 CM (82 IN.) NO MORE THAN 243.8 CM (96 IN.) FROM SURFACE ON WHICH USER STANDS.
 - SHOWER SPRAY PATTERN SHALL HAVE A MINIMUM DIAMETER OF 50.8 CM (20 IN.) AT 152.4 CM (60 IN.) ABOVE SURFACE ON WHICH USER STANDS, AND CENTER OF SPRAY PATTERN SHALL BE LOCATED AT LEAST 40.6 CM (16 IN.) FROM ANY OBSTRUCTION.
2. DIMENSIONS MAY VARY $\pm 1/2"$ [12.7mm].



Haws®

1455 KLEPPE LANE
SPARKS, NEVADA 89431
(775) 359-4712 FAX (775) 359-7424
EMAIL: HAWS@HAWS.CO.COM
WEBSITE: WWW.HAWS.CO.COM

EQN NO. REVISED PERBY:	MODEL(S)	PART NUMBER:
DRAWING	ECON. 4351 JR.	8163
DATE	CHG'D:	SHOWER
APPROVED:	DATE	SCALE: 1/8"
		DRAWING TYPE: INSTALLATION
		SIZE: A
		SHEET 1 OF 2



DWG. NO. 13620A00