



Royal® Manual Flushometer

ROYAL 186-0.125-CP

Product description

0.125 gpf, Dual-Filtered Bypass, Polished Chrome Finish, Fixture Connection Top Spud, Single Flush, Royal® Exposed Manual Urinal Flushometer.

Compliances & Certifications






(ADA Compliant, BAA Compliant, BABAA Compliant, BREEAM Materials Credit, BREEAM Water Credit, cUPC Green Certified, EPD, Green Globes Credit, Green Globes Water, HPD, IAPMO, LBC Credit, LEED Credit, LEED HPD, LEED Water, Made in the USA, Satisfies LEED Credits, EPA WaterSense Listed, WELL Building Standard)

Code 3912633

Finish

-  Polished Chrome (CP)

Downloads

-  [Royal Exposed Installation Instructions.pdf](#)
-  [Control Stop Repair and Maintenance Guide.pdf](#)
-  [Flush Connections Flanges Repair and Maintenance Guide.pdf](#)
-  [Additional Downloads](#)

Videos

-  [PVD Special Finishes](#)

Details

- Flush Volume: 0.125 gpf (0.5 lpf)
- Finish: Polished Chrome (CP)
- Valve: Diaphragm
- Bypass: Dual-Filtered Bypass
- Valve Body Material: Semi-red Brass
- Fixture Type: Urinal
- Fixture Connection: Top Spud
- Rough-in Dimension: 11.5" (292mm)
- Spud Coupling: 0.75" (19mm)
- Supply Pipe: 0.75" (19mm)

Features

- Water conservation is aided by the ADA-compliant, non-hold-open handle, which prevents urinal from exceeding intended flush volume
- Flush accuracy is controlled by CID™ technology, also enhancing water efficiency
- Integrity of the product is maintained with the vandal-resistant stop cap
- Durability is facilitated with high copper, low zinc brass castings for dezincification resistance
- Adjustable tailpiece
- PERMEX® Synthetic Rubber Diaphragm with Dual Filtered Fixed Bypass
- Valve body, Cover, Tailpiece and Control Stop shall be in compliance with ASTM Alloy Classification for Semi-Red Brass
- Valve shall be in compliance to the applicable sections of ASSE 1037

Recommended specifications

Valve Body, Cover, Tailpiece and Control Stop shall be in conformance with ASTM Alloy Classification for Semi-Red Brass. Valve shall be in compliance with the applicable sections of ASSE 1037 and ANSI/ASME 112.19.2.

Valve Operating Pressure (Flowing)

15-80 psi (103 - 552 kPa). Specific fixtures may require greater minimum flowing pressure - consult manufacturer requirements.

Warranty

[View Warranty Information](#)

Notes

All information contained within this document subject to change without notice.

Looking for other variations of the ROYAL 186 product? [View the general spec sheet with all options.](#)

[Find a compatible urinal](#) for this flushometer.

[Find a compatible water closet](#) for this flushometer.

WaterSense compliant when used with a 0.125 gpf (0.5 lpf) WaterSense fixture.

