




model 6715

Drinking Fountain Mounting System

FEATURES & BENEFITS

OPTIONS

To see all options for this model, visit www.hawsco.com

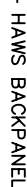
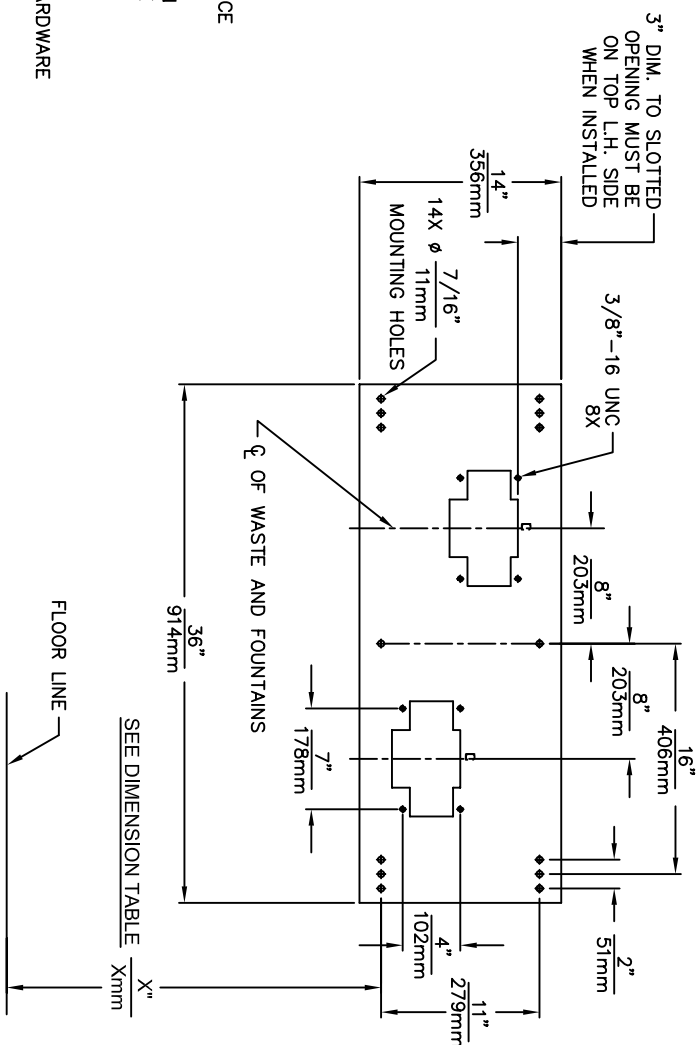


SPECIFICATIONS

Model 6715 'Hi-Lo' mounting plate for Haws fountain model 1501 shall include a 3/16" (.47 cm) steel pre-drilled and threaded mounting plate along with all-thread studs, nuts, and washers.


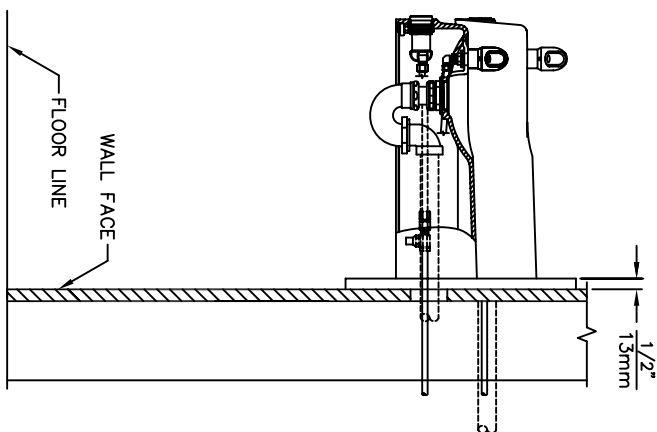
APPLICATIONS

Haws produces mounting plates and frames to assist in the installation process as well as to provide solid bases for the wall mounted designed fountains. Mounting plates and frames meet the requirements solely for the specified applicable fountains and are not designed to be used in the installation of any unspecified fountain.



MODEL 1501 SHOWN

MODEL	"X" DIMENSION
1085	27-1/4" [692mm]
1501	26" [660mm]



#: 26715