

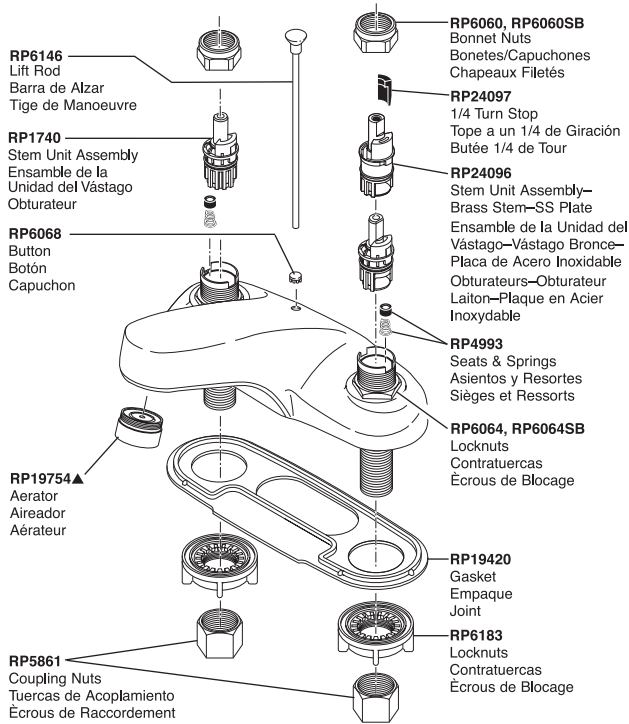
# Two-Handle Lavatory Faucet Robinetterie de Toilette à Manette Double

Llave de Dos Manijas para Lavamanos

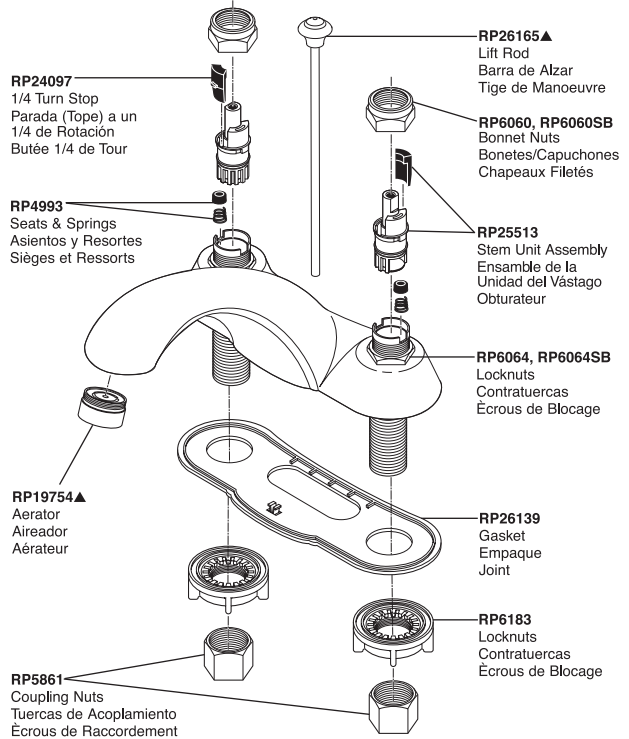
Model/Modelo/Modèle 2500, 2502, 2520, 2521, 2522 & 2530 Series/Series/Seria

Lavatory

## 2500, 2502, 2520, 2521, 2522 Series/Series/Seria

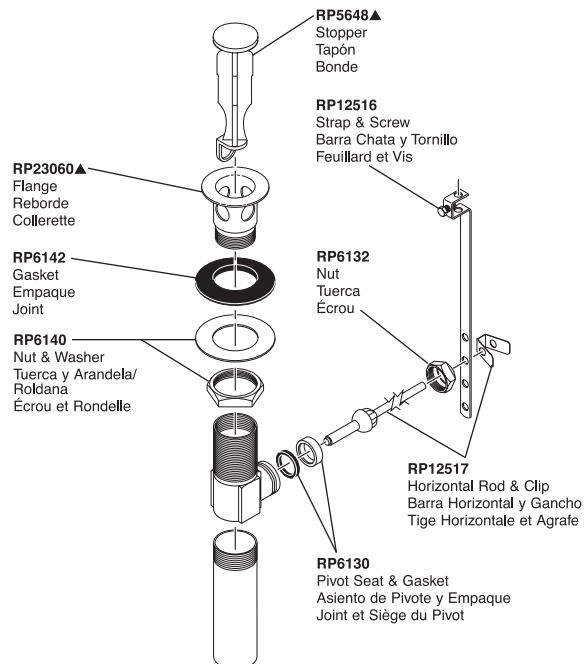


## 2530 Series/Serie/Seria



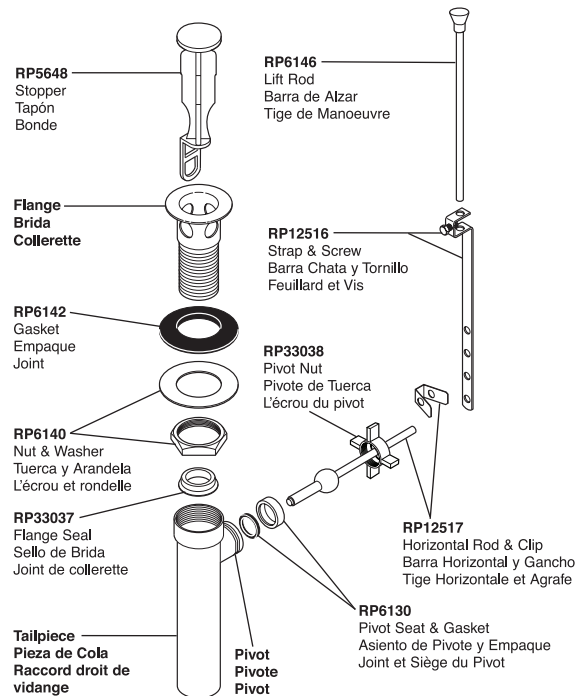
### RP26533▲

Metal Pop-Up Assembly Less Lift Rod  
Ensamble de Metal del Desagüe Automático Menos la Barra de Alzar  
Renvoi Mécanique en Métal Sans la Tige de Manoeuvre



### RP27575

Complete Pop-Up Assembly  
Ensamble Completo de Desagüe Automático  
Renvoi Mécanique Complet

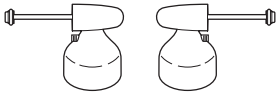
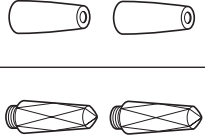

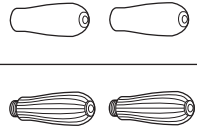


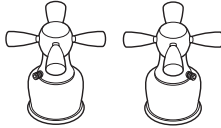
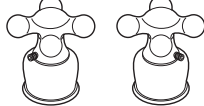

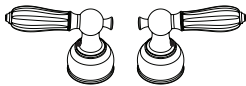



# Two-Handle Lavatory Faucet Robinetterie de Toilette à Manette Double

Llave de Dos Manijas para Lavamanos

Model/Modelo/Modèle 2500, 2502, 2520, 2521, 2522 & 2530 Series/Series/Seria

Lavatory

 <p><b>H22</b></p>	 <p><b>A22</b></p>
 <p><b>H24</b></p>	 <p><b>A24</b></p>
 <p><b>H21</b></p>	 <p><b>H25</b></p>
 <p><b>H26</b></p>	 <p><b>H27</b></p>
 <p><b>H28</b></p>	 <p><b>H212</b></p>
 <p><b>H215</b></p>	