

Kickster 3+ & 4+

Model Numbers
K3-J and K4-J


Kickster 3+ & 4+ Under-Counter

Compact and Quiet: These small, but ultra responsive, heating units can deliver from 1,800 to 4,500 BTU/hour to heat any space to an even and comfortable temperature. The under-counter units are reliable and easy to install. The Kickster is another in a long line of Turbonics' Fan Coils that specialize in bringing warmth to possibly difficult to heat areas.

Compact Design: Both the Kickster K3-J and K4-J fit beneath the smaller 14"-deep European style cabinets.

Mounting: The Kicksters come with a bleed valve and standard 1/2" pipe connections.

Reliability: All Turbonics products use components that have been tried and tested for years of reliability in other combinations. Five-Year limited warranty on the core and electrical components is the standard others aspire to.



Built-in Features: Each of the Kicksters come with an optional switch that allows for an Hi-Off-Lo fan selection. This switch can allow the fan to run more frequently at a lower speed if used so that heat is constant and enveloping. There is also a temperature aquastat in the circuit that "feels" the temperature of the water and will not allow the fan to circulate air when the water is not up to temperature.

Notable Features & Options:

- | | |
|--------------------|---|
| Dependable: | Centered Trans-Flo fan for quiet operation and longer motor and bearing life. |
| Sealed: | Dust-barrier and special seals protect the 2-pole, c-frame motor. |
| Compact: | Fits beneath the small 14" - deep, European style, cabinets. |
| Controls: | An optional two-speed wall-mountable switch offers Hi/Off/Lo control. The unit can be used without the switch and be controlled by the heat-sensing aquastat. |

ally installed with a remote mounted 2-speed switch (included) and/or a line voltage thermostat. (SEE FIG. 2)

D. All wiring should be done to all local and national codes.

VI. COMPLETION:

- Secure unit to floor through holes on perimeter of the bottom plate (screws provided).
- Bleed the unit, secure the access panel and install front grille cover.

I. INSTALLATION: General

- Kickster fan coil space heaters are suitable for connection to hot water supply at any pressure up to 125 P.S.I. Maximum water temperature should not exceed 200°F.
- Building codes and plumbing regulations may vary. Check local codes and regulations before determining proper application and installation. (See KWM & HDX Application Manuals)
- Cut an access panel at least 13 1/2" x 16" under the bottom shelf. Starting at the right edge of the selected location, cut an opening in the toe-space riser at least 3 3/4" x 16" (SEE FIG. 1)
- Lift the Kickster out through the access door and sweat on fittings.

II. PIPING: General

- The piping to the unit will usually be copper or any other locally approved piping. Accessible 1/2" sweat fittings are provided on the unit itself. An optional Flexible Stainless Steel Connector Kit with shut-off valves is available for connecting the unit to any type of piping system.
- All piping systems should be designed by a technician with experience in the various piping arrangements that work with this type of unit.
- As with any system employing circulated water, the pipes passing through unheated spaces should be insulated.

D. When using mono-flo or "venturi" fittings, we suggest placement of a ball valve just after the supply take-off and before the return is connected.

III. PIPING - HOT WATER BOILER

- The unit supply line should be taken from the boiler side beyond any flo-control valve. If the system being used is a gravity-flow or cast-iron hot water system, a separate circuit must be installed.

IV. PIPING - WATER HEATER:

- To install correctly, a technician with knowledge of piping arrangements and back-flo valves must design the piping system.

V. WIRING THE UNIT:

- A field wiring connection is provided on the unit. Connect wires at this point only.
- The unit is manufactured with a built-in factory wired aquastat with a set point of 140°F on and 110°F off. The aquastat may be disabled in the field if not required. (See Application Manuals)
- Unit is pre-wired from the factory on Hi speed. Unit may be option-

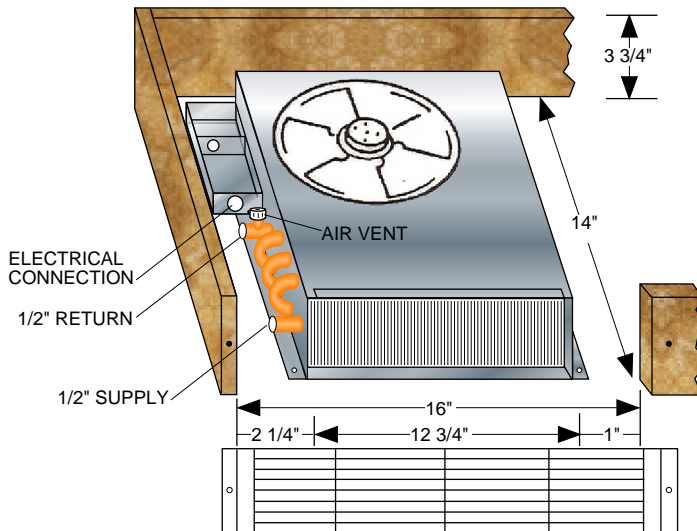


FIG. 1 UNDER-COUNTER INSTALLATION

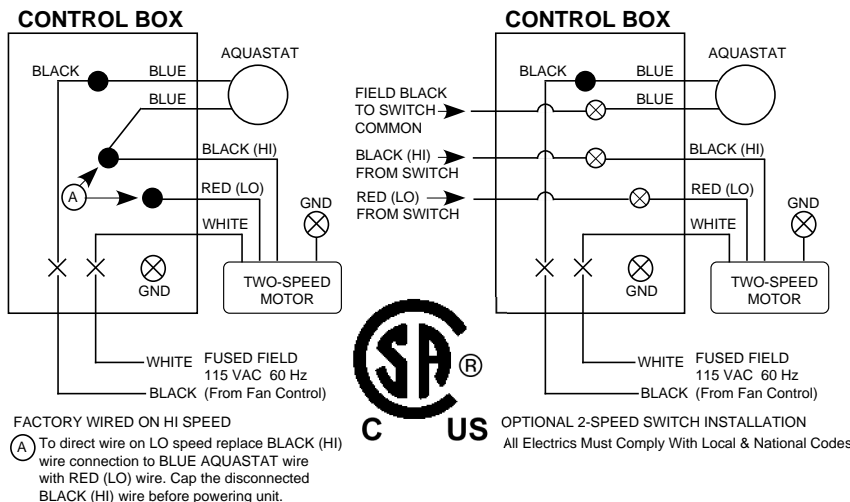


FIG. 2 CONTROL WIRING OPTIONS

K3-J RATINGS*					
Fan Control CFM	120°	140°	160°	180°	200°
HI 65 (.55 amps or less)	1800	2300	3000	3600	4200
LO 45 (.50 amps or less)	1300	1900	2600	3200	3600
Motor less than 1 Amp	Pressure Drop (Feet of Head) .33' @ 1 GPM 1.0' @ 2 GPM 4.0' @ 4 GPM				

K4-J RATINGS*					
Fan Control CFM	120°	140°	160°	180°	200°
HI 65 (.55 amps or less)	2100	2800	3700	4500	5200
LO 45 (.50 amps or less)	1700	2400	3200	4000	4500
Motor less than 1 Amp	Pressure Drop (Feet of Head) .33' @ 1 GPM 1.0' @ 2 GPM 4.0' @ 4 GPM				

* Heat Ratings based on 2 GPM and 65°F Entering Air. For 1 GPM multiply by .95 factor.

5 YEAR LIMITED WARRANTY

Turbonics, Inc. warrants to the original user each new product manufactured by it or sold under its trade names to be free from defects in workmanship and material under normal use and service for a period of five years from date of shipment from the factory warehouse excluding the pump on the Chill Chaser whose warranty is one year. The sole liability of Turbonics, Inc. under this warranty is limited to repairing, or at it's option, replacing free of cost, any defective part or parts f.o.b. it's factory, provided that (1) the defective part is returned prepaid to Turbonics, Inc. upon it's written authorization, and (2) Turbonics, Inc. determines the defective part has not been subjected to misuse, abuse, negligence, accident, or improper installation, operation, service or repair. This warranty does not include any field labor charge involved in removal of the defective part or installation of the repaired or replacement part. During the first year, with prior factory approval, a labor charge of \$15.00 per hour may be applied for on warranty repairs. This warranty is made only to the original user of the product and cannot be transferred or assigned, and it is effective only while the product is in use at the place of original installation. Such warranty shall not apply to any product on which the serial number or date of manufacture has been altered, effaced or removed. This warranty applies only to products installed within the continental boundaries of North America. This warranty constitutes the only warranty, or representation of Turbonics, Inc. and no other warranty, or representation, statutory or otherwise, is expressed or may be implied. In no event will Turbonics, Inc. be responsible for special or consequential damages of any kind whatsoever.