

SPECIFICATIONS

PARMA™ SINGLE HANDLE LAVATORY FAUCET

Model

D221558

Description

- Ceramic disc valve
- 9 ½" high swivel spout, 5 ¼" spout length, laminar flow
- 360° spout swivel
- Includes metal touch down drain DA505918 with color matching cap and flange and chrome plated tailpiece
- 4" deck plate DA667229 sold separately for single hole mounting
- 1.5gpm (5.7L/min) maximum flow rate @60 psi

Standards

GREEN



NSF/ANSI 372

• NSF/ANSI 372

MEETS ASME
A112.18.1M/A112.18.1

• ASME A112.18.1M/A112.18.1

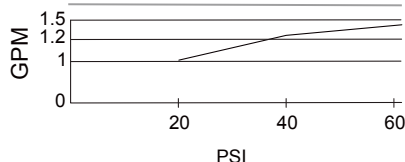


- ADA Accessibility Guidelines for Buildings and Facilities - 309.4 Operation for Operable Parts

Warranty

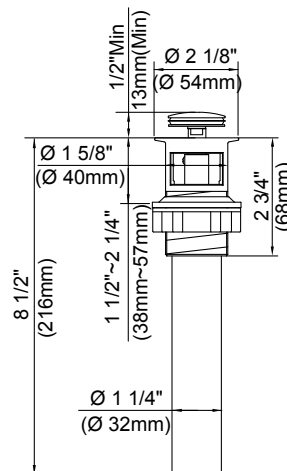
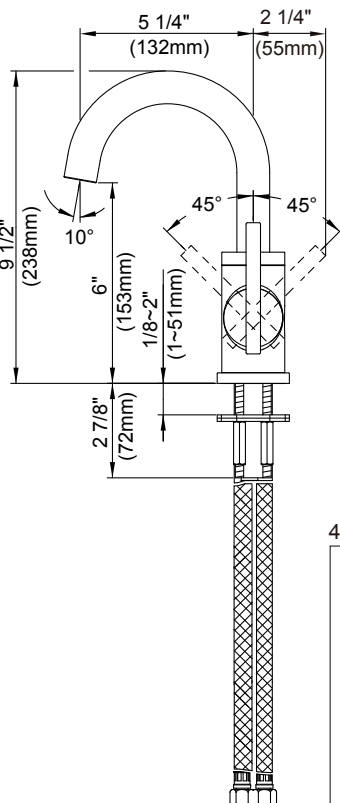
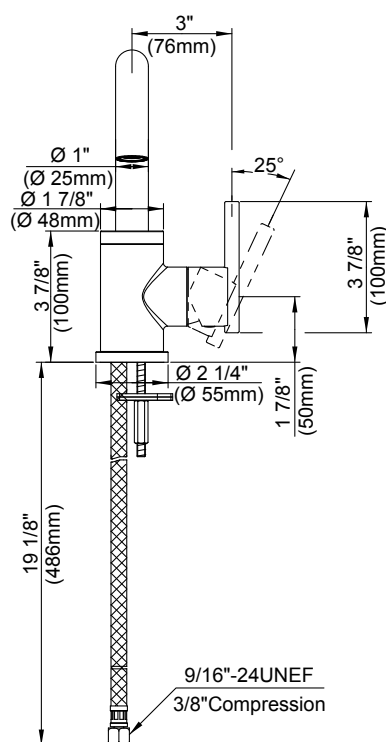
Danze products are covered by a manufacturer's limited "lifetime" warranty for manufacturing defects.

Flow Rate

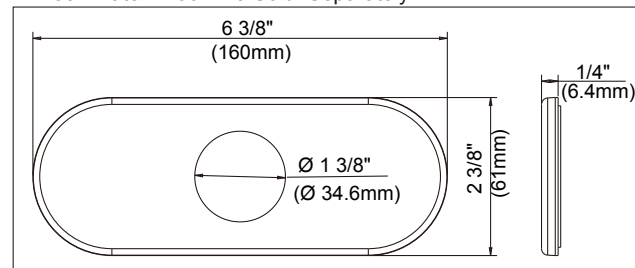


Finishes Available

- Chrome
- Other: Refer to Price List for additional finish



4" Deck Plate DA667229 Sold Separately



Submittal Information:

Job Name: _____

Location: _____

Contractor: _____

Contact #: _____