

## SPECIFICATIONS

### PARMA™ SINGLE HANDLE POT FILLER


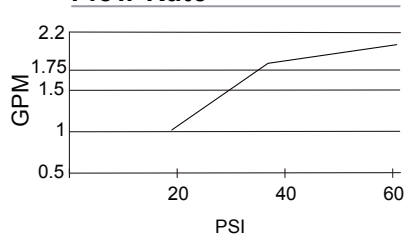
#### Model

D206558

#### Description

- Two ceramic disc valves
- 2-piece articulated spout folds out of the way when not in use
- Spout height 10" above counter
- Swivel spout reach extends up to 21"
- 3" faucet riser tube included
- Designed for cold water hook up
- Single hole deck mount
- 2.2gpm (8.3L/min) maximum flow rate @60 psi

#### Flow Rate



#### Standards



NSF/ANSI 372

- NSF/ANSI 372

MEETS ASME  
A112.18.1M/A112.18.1

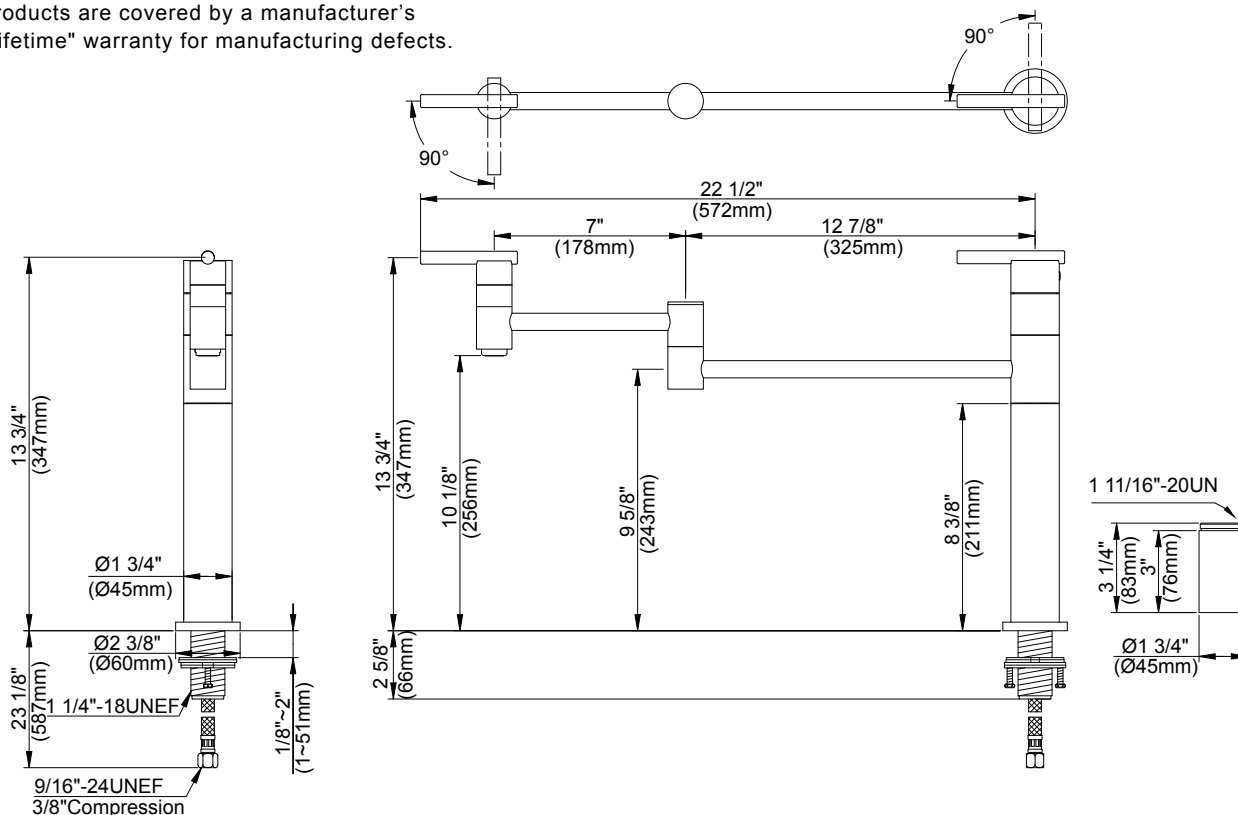
- ASME A112.18.1M/A112.18.1



- ADA Accessibility Guidelines for Buildings and Facilities - 309.4 Operation for Operable Parts

#### Warranty

Danze products are covered by a manufacturer's limited "lifetime" warranty for manufacturing defects.



#### Submittal Information:

Job Name: \_\_\_\_\_

Location: \_\_\_\_\_

Contractor: \_\_\_\_\_

Contact #: \_\_\_\_\_