

For Water Heater/Tank Applications

Job Name _____

Contractor _____

Job Location _____

Approval _____

Engineer _____

Contractor's P.O. No. _____

Approval _____

Representative _____

LEAD FREE*

Model LFN36-M1 Vacuum Relief Valve

Sizes: 1/2" – 3/4" Male NPT

Features

- Low profile
- All Lead Free* brass body
- Protective cap
- Suitable for low pressure steam and water service
- Tested and rated to ANSI Z21.22
- CSA certified
- The LFN36-M1 features Lead Free* construction to comply with Lead Free* installation requirements.

Applications

- Domestic water heaters and supply tanks
- Table top heaters
- Jacketed steam kettles
- Unit heaters
- Low pressure steam systems
- Steam coil heaters

Note: Vacuum relief valves are not designed or approved as backsiphonage backflow preventers. For protection against backsiphonage install Watts Series 288A vacuum breakers.

Standards

Tested and rated to ANSI Z21.22

CSA certified

Specifications

A Watts Model LFN36-M1 Vacuum Relief Valve shall be installed on domestic hot water supply tanks/ heaters/ unit heaters/ steam kettles as indicated on plans. The vacuum relief valve shall be ANSI Z21.22 rated and CSA certified. The vacuum relief valve shall have an all brass body and include a protective cap for automatic venting of a closed system to atmosphere when a vacuum is created. The Lead Free* Vacuum Relief Valve shall comply with state codes and standards, where applicable, requiring reduced lead content. The Watts LFN36-M1 Vacuum Relief Valve permits air to enter and prevent vacuum conditions that could siphon the water from the system, resulting in collapse of a tank or water heater or equipment burn out. The valve shall be a Watts Model LFN36-M1.



LFN36-M1

Design certified by



Tested and rated under "ANSI Z21.22
Relief Valves for Hot Water Supply Systems".

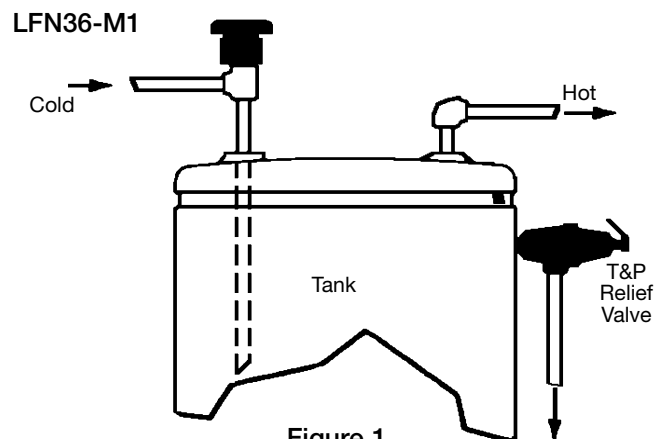


Figure 1

Domestic Hot Water Supply Tanks and Heaters
with Top Supply

NOTICE

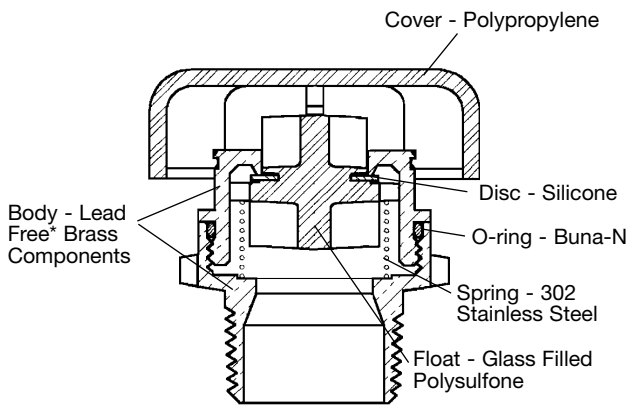
The information contained herein is not intended to replace the full product installation and safety information available or the experience of a trained product installer. You are required to thoroughly read all installation instructions and product safety information before beginning the installation of this product.

NOTICE

Inquire with governing authorities for local installation requirements

*The wetted surface of this product contacted by consumable water contains less than 0.25% of lead by weight.

Materials



Pressure - Temperature

Maximum steam working pressure: 15 psi (1.03 bar)
 Maximum temperature: 250°F (121°C)

Typical Installations

Water Service

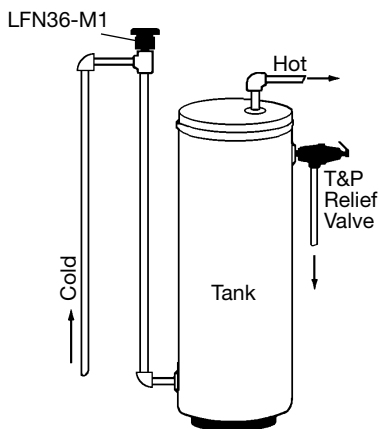


Figure 2

Domestic Hot Water Supply Tanks and Heaters with Bottom Feed

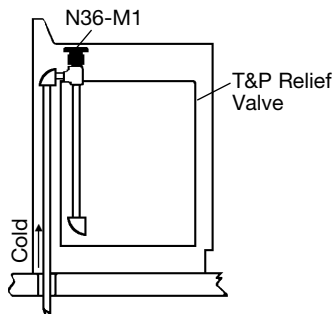
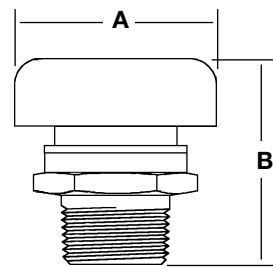


Figure 3

Table Top Heaters

Dimensions-Weights



SIZE	DIMENSIONS				WEIGHT	
	A		B		oz.	gr
1/2	in.	mm	in.	mm	4	113
3/4	2	50	2	50	4	113

Capacity

SIZE	MODEL	VENTING CAPACITY	
		CFM	LPM
1/2	LFN36-M1	15	425
3/4	LFN36-M1	15	425

Steam Service

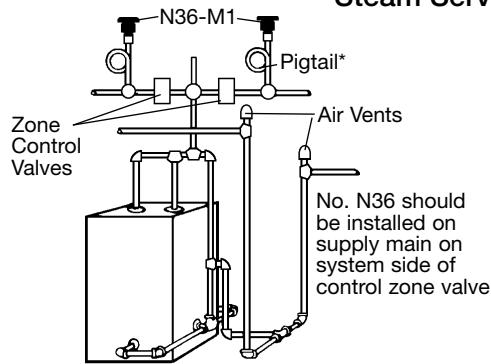


Figure 4

Low Pressure Steam Heating Systems

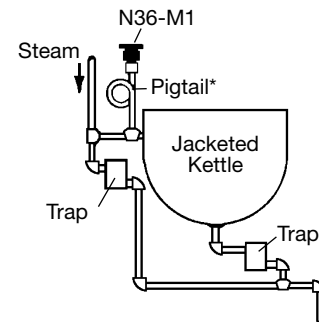


Figure 5

Jacketed Kettles

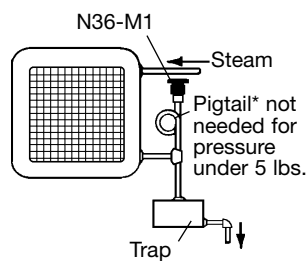


Figure 6

Unit Heaters

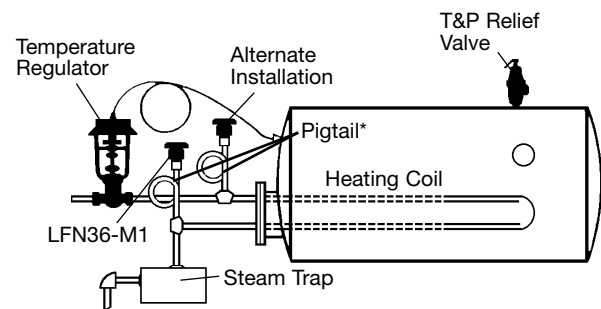


Figure 7

Steam Coil Heaters

*Note: When used for steam service, be sure to use pigtail to prevent live steam from damaging N36 valve.

