

STYLE 38 AND STYLE 40 COUPLINGS

For Steel Pipe Sizes

Nominal Size (ID) (in.)	Outside Diameter (OD) (in.)	Middle Ring Thickness x Length	BOLTS		Grade Gasket	Part Number	Ctn.Qty.	Weight Each Lbs.					
			No.	Dia. x Lgth. (in.)									
1/2	.840	.156 x 3 1/2	2	1/2 x 6	27	0038-0002-011	24	1.8					
					*27	0038-0002-013	24	1.8					
					**365	0038-0002-345	24	1.8					
		.156 x 12	2	9/16 x 14	27	0040-0001-003	18	4.1					
					*27	0040-0001-004	18	4.1					
					**365	0040-0001-096	18	4.1					
3/4	1.050	.156 x 5	2	9/16 x 7 1/4	27	0038-0003-011	12	3.2					
					*27	0038-0003-013	12	3.2					
					*42	0038-0003-134	12	3.2					
					**365	0038-0003-345	12	3.2					
					27	0040-0002-003	14	4.6					
					*27	0040-0002-004	14	4.6					
		.156 x 12	2	9/16 x 14	*42	0040-0002-081	14	4.6					
					**365	0040-0002-096	14	4.6					
					1	1.315	.148 x 5	2	9/16 x 7 1/4	27	0038-0004-011	12	3.5
										*27	0038-0004-013	12	3.5
										*42	0038-0004-134	12	3.5
										**365	0038-0004-345	12	3.5
27	0040-0003-003	12	5.8										
*27	0040-0003-004	12	5.8										
.148 x 12	2	9/16 x 14	*42	0040-0003-081	12	5.8							
			**365	0040-0003-096	12	5.8							
			1 1/4	1.660	.154 x 5	2	9/16 x 7 1/4	27	0038-0005-011	12	4		
								*27	0038-0005-013	12	4		
								*42	0038-0005-134	12	4		
								**365	0038-0005-345	12	4		
27	0040-0004-003	8						9.8					
*27	0040-0004-004	8						9.8					
.154 x 12	2	9/16 x 14			*42	0040-0004-081	8	9.8					
					**365	0040-0004-096	8	9.8					
					1 1/2	1.900	.165 x 5	2	9/16 x 7	27	0038-0006-011	12	4.2
										*27	0038-0006-013	12	4.2
										*42	0038-0006-134	12	4.2
										**365	0038-0006-345	12	4.2
27	0040-0005-003	9	7.1										
*27	0040-0005-004	9	7.1										
.165 x 12 .148 x 12 .148 x 12 .165 x 12	2	9/16 x 14	*42	0040-0005-081			9	7.1					
			**365	0040-0005-096			9	7.1					
			2.000	.165 x 4			2	9/16 x 6	27	0038-0008-011	4	5	
									*27	0038-0008-013	4	5	
									*42	0038-0008-134	4	5	

Grade 27 - Buna S Gaskets

Grade 42 - Buna N Gaskets

***Grade 365 - Graphite Fiber (High Temp. Max 1200)


Part Numbers Denote Individual Styles (38 Regular & 40 Long)

SYMBOLS DENOTE:

*Armored Gaskets - Epoxy Coating OD Only

**High Temp. Gaskets - Dresser RED-D Shopcoat

Please note: Due to design & market changes, certain items may no longer be available. Please contact our office at 800-221-1157 for more information.



CALL (800) 221-1157 ~ www.wal-rich.com ~ FAX (516) 277-2177

STYLE 38 AND STYLE 40 COUPLINGS

For Steel Pipe Sizes

Nominal Size (ID) (in.)	Outside Diameter (OD) (in.)	Middle Ring Thickness x Length	BOLTS		Grade Gasket	Part Number	Ctn.Qty.	Weight Each Lbs.
			No.	Dia. x Lgth. (in.)				
2	2.375	.156 x 4	2	9/16 x 7 1/4	27	0038-0011-011	6	5
					*27	0038-0011-013	6	5
					*42	0038-0011-134	6	5
					27	0038-0012-011	6	7.9
					*27	0038-0012-013	6	7.9
					*42	0038-0012-096	6	7.9
		.156 x 5	2	5/8 x 8 1/4	*42	0038-0012-134	6	7.9
					**365	0038-0012-345	6	7.9
					27	0038-0013-011	6	9.8
					*27	0038-0013-013	6	9.8
					42	0038-0013-096	6	9.8
					*42	0038-0013-134	6	9.8
		.156 x 7	3	5/8 x 8 1/4	**365	0038-0013-345	6	9.8
					27	0038-0014-011	6	12.5
					*27	0038-0014-013	6	12.5
					42	0038-0014-096	6	12.5
					*42	0038-0014-134	6	12.5
					**365	0038-0014-345	6	12.5
		.156 x 12	3	5/8 x 15	27	0040-0007-003	Ea.	15
					*27	0040-0007-004	Ea.	15
					42	0040-0007-058	Ea.	15
					*42	0040-0007-081	Ea.	15
					**365	0040-0007-096	Ea.	15
					27	0040-0008-003	Ea.	21
.156 x 24	3	5/8 x 28	*27	0040-0008-004	Ea.	21		
			42	0040-0008-058	Ea.	21		
			*42	0040-0008-081	Ea.	21		
			**365	0040-0008-096	Ea.	21		
			27	0038-0022-011	4	19		
			*27	0038-0022-013	4	19		
2 1/2	2.875	.180 x 5	3	5/8 x 8 1/4	42	0038-0022-096	4	19
					*42	0038-0022-134	4	19
					**365	0038-0022-345	4	19
					27	0040-0015-003	Ea.	20
					*27	0040-0015-004	Ea.	20
					42	0040-0015-058	Ea.	20
		.180 x 12	3	5/8 x 15	*42	0040-0015-081	Ea.	20
					**365	0040-0015-096	Ea.	20
					27	0040-0016-003	Ea.	30
					*27	0040-0016-004	Ea.	30
					42	0040-0016-058	Ea.	30
					*42	0040-0016-081	Ea.	30
		.180 x 24	3	5/8 x 28	**365	0040-0016-096	Ea.	30

Grade 27 - Buna S Gaskets

Grade 42 - Buna N Gaskets

***Grade 365 - Graphite Fiber (High Temp.)


Part Numbers Denote Individual Styles (38 & 40)

Fusion Bonded Epoxy Coating - OD Only

SYMBOLS DENOTE:

*Armored Gaskets - Epoxy Coating OD Only

**High Temp. Gaskets - Dresser RED-D Shopcoat



Please note: Due to design & market changes, certain items may no longer be available. Please contact our office at 800-221-1157 for more information.

CALL (800) 221-1157 ~ www.wal-rich.com ~ FAX (516) 277-2177

STYLE 38 AND STYLE 40 COUPLINGS

For Steel Pipe Sizes

Nominal Size (ID) (in.)	Outside Diameter (OD) (in.)	Middle Ring Thickness x Length	BOLTS		Grade Gasket	Part Number	Ctn.Qty.	Weight Each Lbs.
			No.	Dia. x Lgth. (in.)				
3	3.000	.180 x 4	2	9/16 x 7 1/4	27	0038-0023-011	6	7
		.156 x 5	3	5/8 x 8 1/4	27	0038-0024-011	4	13
3	3.500	.156 x 4	3	9/16 x 6	27	0038-0025-011	4	7.5
					*27	0038-0025-013	4	7.5
					42	0038-0025-096	4	7.5
					**365	0038-0025-096	4	7.5
		.156 x 5	4	5/8 x 6	27	0038-9187-011	4	14
					*27	0038-9187-013	4	14
					42	0038-9187-096	4	14
					*42	0038-9187-134	4	14
					**365	0038-9187-345	4	14
					27	0038-9188-011	4	17.5
		.156 x 7	4	5/8 x 8 1/4	*27	0038-9188-013	4	17.5
					42	0038-9188-096	4	17.5
					*42	0038-9188-134	4	17.5
					**365	0038-9188-345	4	17.5
					27	0040-9018-003	2	23
					*27	0040-9018-004	2	23
		.156 x 12	4	5/8 x 12 1/4	42	0040-9018-058	2	23
					*42	0040-9018-081	2	23
					**365	0040-9018-096	2	23
					27	0040-9019-003	1	36
					*27	0040-9019-004	1	36
					42	0040-9019-058	1	36
		.156 x 24	4	5/8 x 28	*42	0040-9019-081	1	36
					**365	0040-9019-096	1	36
27	0038-0032-011				4	8		
*27	0038-0032-013				4	8		
42	0038-0032-096				4	8		
*42	0038-0032-134				4	8		
4	4.000	.134 x 4	3	9/16 x 6	27	0038-9201-011	4	17.5
					*27	0038-9201-013	4	17.5
					42	0038-9201-096	4	17.5
					*42	0038-9201-134	4	17.5
		.188 x 5	4	5/8 x 6	**365	0038-9201-345	4	17.5
					27	0040-9024-003	2	25
					*27	0040-9024-004	2	25
					42	0040-9024-058	2	25
		.188 x 12	4	5/8 x 15	*42	0040-9024-081	2	25
					**365	0040-9024-096	2	25

4" OD and Smaller - Fusion Bonded Epoxy Coating - OD Only

Grade 27 - Buna S Gaskets

Grade 42 - Buna N Gaskets

***Grade 365 - Graphite Fiber (High Temp.)


Part Numbers Denote Individual Styles (38 Regular & 40 Long)

Fusion Bonded Epoxy Coating - OD Only

SYMBOLS DENOTE:

*Armored Gaskets - Epoxy Coating OD Only

**High Temp. Gaskets - Dresser RED-D Shopcoat



Please note: Due to design & market changes, certain items may no longer be available. Please contact our office at 800-221-1157 for more information.

STYLE 38 AND STYLE 40 COUPLINGS

For Steel Pipe Sizes

Nominal Size (ID) (in.)	Outside Diameter (OD) (in.)	Middle Ring Thickness x Length	BOLTS		Grade Gasket	Part Number	Ctn. Qty.	Weight Each Lbs.	
			No.	Dia. x Lgth. (in.)					
4	4.500	.188 x 4	3	9/16 x 6	27	0038-0035-011	4	8.5	
					*27	0038-0035-013	4	8.5	
					42	0038-0035-096	4	8.5	
					*42	0038-0035-134	4	8.5	
		.188 x 5	4	5/8 x 6	4	27	0038-9036-011	2	17.5
						*27	0038-9036-013	2	17.5
						42	0038-9036-096	2	17.5
						*42	0038-9036-134	2	17.5
		.188 x 7	4	5/8 x 8 1/4	4	**365	0038-9036-345	2	17.5
						27	0038-9037-011	2	18.5
						*27	0038-9037-013	2	18.5
						42	0038-9037-096	2	18.5
		.188 x 12	4	5/8 x 12 1/4	4	*42	0038-9037-134	2	18.5
						**365	0038-9037-345	2	18.5
						27	0040-9025-003	1	28
						*27	0040-9025-004	1	28
		.188 x 24	4	5/8 x 28	4	42	0040-9025-058	1	28
						*42	0040-9025-081	1	28
						**365	0040-9025-096	1	28
						27	0040-9026-003	1	44
5	5.000	.229 x 5	4	5/8 x 6	*27	0040-9026-004	1	44	
					42	0040-9026-058	1	44	
					*42	0040-9026-081	1	44	
					**365	0040-9026-096	1	44	
		.229 x 7	4	5/8 x 8 1/4	4	27	0038-9042-011	2	19
						*27	0038-9042-013	2	19
						42	0038-9042-096	2	19
						**365	0038-9042-345	2	19
		.229 x 12	4	5/8 x 12 1/4	4	27	0038-9044-011	2	23
						*27	0038-9044-013	2	23
						42	0038-9044-096	2	23
						**365	0038-9044-345	2	23
					27	0040-9029-003	1	27	
					*27	0040-9029-004	1	27	
					42	0040-9029-058	1	27	

4.50" OD and Larger - Fusion Bonded Epoxy Coating - ID/OD

Grade 27 - Buna S Gaskets

Grade 42 - Buna N Gaskets

***Grade 365 - Graphite Fiber (High Temp.)


Part Numbers Denote Individual Styles (38 Regular & 40 Long)

Fusion Bonded Epoxy Coating - ID/OD

SYMBOLS DENOTE:

*Armored Gaskets - Epoxy Coating OD Only

**High Temp. Gaskets - Dresser RED-D Shopcoat



Please note: Due to design & market changes, certain items may no longer be available. Please contact our office at 800-221-1157 for more information.

CALL (800) 221-1157 ~ www.wal-rich.com ~ FAX (516) 277-2177

STYLE 38 AND STYLE 40 COUPLINGS

For Steel Pipe Sizes

Nominal Size (ID) (in.)	Outside Diameter (OD) (in.)	Middle Ring Thickness x Length	BOLTS		Grade Gasket	Part Number	Ctn.Qty.	Weight Each Lbs.	
			No.	Dia. x Lgth. (in.)					
5	5.563	.188 x 4	4	9/16 x 6	27	0038-0050-011	4	11.5	
					*27	0038-0050-013	4	11.5	
					42	0038-0050-096	4	11.5	
					*42	0038-0050-134	4	11.5	
		1/4 x 5	4	5/8 x 6	27	0038-9051-011	2	23.5	
					*27	0038-9051-013	2	23.5	
					42	0038-9051-096	2	23.5	
					*42	0038-9051-134	2	23.5	
		1/4 x 7	4	5/8 x 8 1/4	**365	0038-9051-345	2	23.5	
					27	0038-9052-011	2	25	
					*27	0038-9052-013	2	25	
					42	0038-9052-096	2	25	
						*42	0038-9052-134	2	25
						**365	0038-9052-345	2	25
						27	0040-9033-003	1	30
						*27	0040-9033-004	1	30
						42	0040-9033-058	1	30
						*42	0040-9033-081	1	30
						**365	0040-9033-096	1	30
						27	0040-9035-003	1	41
						*27	0040-9035-004	1	41
						42	0040-9035-058	1	41
						*42	0040-9035-081	1	41
						**365	0040-9035-096	1	41
6.000	6.000	.188 x 4	4	9/16 x 6	27	0038-0053-011	2	15	
					27	0038-9054-011	2	25	
		1/4 x 5	6	5/8 x 6	*27	0038-9054-013	2	25	
					42	0038-9054-096	2	25	
					*42	0038-9054-134	2	25	
					**365	0038-9054-345	2	25	
		1/4 x 7	6	5/8 x 8 1/4	27	0038-9055-011	2	30	
					*27	0038-9055-013	2	30	
					42	0038-9055-096	2	30	
					*42	0038-9055-134	2	30	
**365	0038-9055-345				2	30			
27	0040-9037-003				1	57			
				*27	0040-9037-004	1	57		
				42	0040-9037-058	1	57		
				*42	0040-9037-081	1	57		
				**365	0040-9037-096	1	57		

Grade 27 - Buna S Gaskets

Grade 42 - Buna N Gaskets

***Grade 365 - Graphite Fiber (High Temp.)

Part Numbers Denote Individual Styles (38 & 40)


Fusion Bonded Epoxy Coating - ID/OD

SYMBOLS DENOTE:

*Armored Gaskets - Epoxy Coating OD Only

**High Temp. Gaskets - Dresser RED-D Shopcoat

Please note: Due to design & market changes, certain items may no longer be available. Please contact our office at 800-221-1157 for more information.



STYLE 38 AND STYLE 40 COUPLINGS

For Steel Pipe Sizes

Nominal Size (ID) (in.)	Outside Diameter (OD) (in.)	Middle Ring Thickness x Length	BOLTS		Grade Gasket	Part Number	Ctn.Qty.	Weight Each Lbs.
			No.	Dia. x Lgth. (in.)				
6	6.625	.188 x 4	4	5/8 x 6	27	0038-0056-011	4	11.5
					*27	0038-0056-013	4	11.5
					42	0038-0056-096	4	11.5
					*42	0038-0056-134	4	11.5
		1/4 x 5	6	5/8 x 6	27	0038-9057-011	2	25
					*27	0038-9057-013	2	25
					42	0038-9057-096	2	25
					*42	0038-9057-134	2	25
		1/4 x 7	6	5/8 x 8 1/4	**365	0038-9057-345	2	25
					27	0038-9058-011	2	31
					*27	0038-9058-013	2	31
					42	0038-9058-096	2	31
	1/4 x 16	6	5/8 x 17 1/2	*42	0038-9058-134	2	31	
				**365	0038-9058-345	2	31	
				27	0040-9039-003	1	51	
				*27	0040-9039-004	1	51	
	1/4 x 24	6	5/8 x 28	42	0040-9039-058	1	51	
				*42	0040-9039-081	1	51	
				**365	0040-9039-096	1	51	
				27	0040-9040-003	1	66	
	7.000	1/4 x 16	6	5/8 x 19 1/2	*27	0040-9040-004	1	66
					42	0040-9040-058	1	66
	8.000	.188 x 4	5	5/8 x 6	*42	0040-9040-081	1	66
					**365	0040-9040-096	1	66
8	8.625	1/4 x 16	6	5/8 x 19 1/2	27	0040-9112-003	1	51
					*27	0040-9112-004	1	51
		.188 x 4	5	5/8 x 6	27	0038-0069-011	2	11.5
					27	0038-0070-011	1	31
		1/4 x 5	6	5/8 x 6	27	0038-0072-011	2	16
					*27	0038-0072-013	2	16
					42	0038-0072-096	2	16
					*42	0038-0072-134	2	16
		1/4 x 7	6	5/8 x 8 1/4	**365	0038-0072-345	2	16
					27	0038-9073-011	1	32
					*27	0038-9073-013	1	32
					42	0038-9073-096	1	32
	1/4 x 5	6	5/8 x 6	*42	0038-9073-134	1	32	
				**365	0038-9073-345	1	32	
				27	0038-9074-011	1	38	
				*27	0038-9074-013	1	38	
	1/4 x 7	6	5/8 x 8 1/4	42	0038-9074-096	1	38	
				*42	0038-9074-134	1	38	
				**365	0038-9074-345	1	38	
				27	0038-9074-011	1	38	

Grade 27 - Buna S Gaskets

Grade 42 - Buna N Gaskets

***Grade 365 - Graphite Fiber (High Temp.)

Part Numbers Denote Individual Styles (38 & 40)

SYMBOLS DENOTE:

*Armored Gaskets - Epoxy Coating OD Only

**High Temp. Gaskets - Dresser RED-D Shopcoat

Fusion Bonded Epoxy Coating - ID/OD

Please note: Due to design & market changes, certain items may no longer be available. Please contact our office at 800-221-1157 for more information.



CALL (800) 221-1157 ~ www.wal-rich.com ~ FAX (516) 277-2177

STYLE 38 AND STYLE 40 COUPLINGS

For Steel Pipe Sizes

Nominal Size (ID) (in.)	Outside Diameter (OD) (in.)	Middle Ring Thickness x Length	BOLTS		Grade Gasket	Part Number	Ctn.Qty.	Weight Each Lbs.		
			No.	Dia. x Lgth. (in.)						
8	8.625	1/4 x 16	6	5/8 x 17 1/2	27	0040-9049-003	1	63		
					*27	0040-9049-004	1	63		
					42	0040-9049-058	1	63		
					*42	0040-9049-081	1	63		
					**365	0040-9049-096	1	63		
		1/4 x 24	6	5/8 x 28	27	0040-9050-003	1	79		
					*27	0040-9050-004	1	79		
					42	0040-9050-058	1	79		
					*42	0040-9050-081	1	79		
					**365	0040-9050-096	1	79		
	10.000	1/4 x 5	8	5/8 x 6	27	0038-8082-011	1	39		
					*27	0038-8082-013	1	39		
					42	0038-8082-096	1	39		
					*42	0038-8082-134	1	39		
					**365	0038-8082-345	1	39		
		1/4 x 16	8	5/8 x 19 1/2	27	0040-8055-003	1	73		
		10	10.750	1/4 x 5	8	5/8 x 6	27	0038-9085-011	1	40
							*27	0038-9085-013	1	40
							42	0038-9085-096	1	40
							*42	0038-9085-134	1	40
**365	0038-9085-345						1	40		
1/4 x 7	8			5/8 x 8 1/4	27	0038-9086-011	1	49		
					*27	0038-9086-013	1	49		
					42	0038-9086-096	1	49		
					*42	0038-9086-134	1	49		
					**365	0038-9086-345	1	49		
3/8 x 7	8			5/8 x 8 1/4	27	0038-9500-011	1	56		
					*27	0038-9500-013	1	56		
					42	0038-9500-096	1	56		
					*42	0038-9500-134	1	56		
					**365	0038-9500-345	1	56		
1/4 x 16	8			5/8 x 17 1/2	27	0040-9057-003	1	78		
					*27	0040-9057-004	1	78		
					42	0040-9057-058	1	78		
					*42	0040-9057-081	1	78		
					**365	0040-9057-096	1	78		
1/4 x 24	8	5/8 x 28	27	0040-9058-003	1	102				
			*27	0040-9058-004	1	102				
			42	0040-9058-058	1	102				
			*42	0040-9058-081	1	102				
			**365	0040-9058-096	1	102				

Grade 27 - Buna S Gaskets

Grade 42 - Buna N Gaskets

***Grade 365 - Graphite Fiber (High Temp.)

Part Numbers Denote Individual Styles (38 & 40)


Fusion Bonded Epoxy Coating - ID/OD

SYMBOLS DENOTE:

*Armored Gaskets - Epoxy Coating OD Only

**High Temp. Gaskets - Dresser RED-D Shopcoat

Please note: Due to design & market changes, certain items may no longer be available. Please contact our office at 800-221-1157 for more information.



CALL (800) 221-1157 ~ www.wal-rich.com ~ FAX (516) 277-2177

STYLE 38 AND STYLE 40 COUPLINGS

For Steel Pipe Sizes

Nominal Size (ID) (in.)	Outside Diameter (OD) (in.)	Middle Ring Thickness x Length (in.)	BOLTS		Grade Gasket	Part Number	Ctn.Qty.	Weight Each Lbs.
			No.	Dia. x Lgth. (in.)				
12.000	1/4 x 7	8	5/8 x 10 3/4	27	0038-8095-011	1	53	
				*42	0038-8095-096	1	53	
				*42	0038-8095-134	1	53	
				**365	0038-8095-345	1	53	
				27	0040-8063-003	1	83	
				*27	0040-8063-004	1	83	
	1/4 x 16	8	5/8 x 19 1/2	42	0040-8063-058	1	83	
				*42	0040-8063-081	1	83	
				**365	0040-8063-096	1	83	
				27	0038-9098-011	1	45	
				*27	0038-9098-013	1	45	
				42	0038-9098-096	1	45	
12	12.750	1/4 x 5	8	5/8 x 6	*42	0038-9098-134	1	45
					**365	0038-9098-345	1	45
					27	0038-9099-011	1	56
					*27	0038-9099-013	1	56
					42	0038-9099-096	1	56
					*42	0038-9099-134	1	56
		1/4 x 7	8	5/8 x 8 1/4	**365	0038-9099-345	1	56
					27	0038-9501-011	1	65
					*27	0038-9501-013	1	65
					42	0038-9501-096	1	65
					*42	0038-9501-134	1	65
					**365	0038-9501-345	1	65
	3/8 x 7	8	5/8 x 8 1/4	27	0040-9110-003	1	93	
				*27	0040-9110-004	1	93	
				42	0040-9110-058	1	93	
				*42	0040-9110-081	1	93	
				**365	0040-9110-096	1	93	
				27	0040-8066-003	1	168	
	1/4 x 16	8	5/8 x 17 1/2	*27	0040-9066-004	1	168	
				42	0040-9066-058	1	168	
				*42	0040-9066-081	1	168	
				**365	0040-9066-096	1	168	
				27	0040-9066-003	1	168	
				*27	0040-9066-004	1	168	
3/8 x 24	8	5/8 x 28	42	0040-9066-058	1	168		
			*42	0040-9066-081	1	168		
			**365	0040-9066-096	1	168		

Grade 27 - Buna S Gaskets

Grade 42 - Buna N Gaskets

***Grade 365 - Graphite Fiber (High Temp.)


Part Numbers Denote Individual Styles (38 & 40)

Fusion Bonded Epoxy Coating - ID/OD

SYMBOLS DENOTE:

*Armored Gaskets - Epoxy Coating OD Only

**High Temp. Gaskets - Dresser RED-D Shopcoat



Please note: Due to design & market changes, certain items may no longer be available. Please contact our office at 800-221-1157 for more information.

CALL (800) 221-1157 ~ www.wal-rich.com ~ FAX (516) 277-2177


STYLE 38 AND STYLE 40

For Steel Pipe Sizes

Outside Diameter (OD) (in.)	Middle Ring Thickness x Length	BOLTS		Grade Gasket	Part Number	Ctn.Qty.	Weight Each Lbs.
		No.	Dia. x Lgth. (in.)				
14.000	1/4 x 7	8	5/8 x 10 3/4	27	0038-8107-011	1	72
				*27	0038-8107-013	1	72
				42	0038-8107-096	1	72
				*42	0038-8107-134	1	72
				**365	0038-8107-345	1	72
	3/8 x 7	8	5/8 x 10 3/4	27	0038-8502-011	1	60
				*27	0038-8502-013	1	60
				42	0038-8502-096	1	60
				*42	0038-8502-134	1	60
				**365	0038-8502-345	1	60
	1/4 x 16	8	5/8 x 19 1/2	27	0040-8228-003	1	133
				*27	0040-8228-004	1	133
				42	0040-8228-058	1	133
				*42	0040-8228-081	1	133
				**365	0040-8228-096	1	133
	3/8 x 24	8	5/8 x 28	27	0040-8072-003	1	155
				*27	0040-8072-004	1	155
				42	0040-8072-058	1	155
				*42	0040-8072-081	1	155
				**365	0040-8072-096	1	155
16.000	1/4 x 7	10	5/8 x 10 3/4	27	0038-8115-011	1	70
				*27	0038-8115-013	1	70
				42	0038-8115-096	1	70
				*42	0038-8115-134	1	70
				**365	0038-8115-345	1	70
	3/8 x 7	10	5/8 x 10 3/4	27	0038-8514-011	1	82
				*27	0038-8514-013	1	82
				42	0038-8514-096	1	82
				*42	0038-8514-134	1	82
				**365	0038-8514-345	1	82
	1/4 x 16	10	5/8 x 19 1/2	27	0040-8231-003	1	154
				*27	0040-8231-004	1	154
				42	0040-8231-058	1	154
				*42	0040-8231-081	1	154
				**365	0040-8231-096	1	154
	3/8 x 24	10	5/8 x 28	27	0040-8078-003	1	210
				*27	0040-8078-004	1	210
				42	0040-8078-058	1	210
				*42	0040-8078-081	1	210
				**365	0040-8078-096	1	210

Grade 27 - Buna S Gaskets
 Grade 42 - Buna N Gaskets
 ***Grade 365 - Graphite Fiber (High Temp.)
 Part Numbers Denote Individual Styles (38 & 40)
 Fusion Bonded Epoxy Coating - ID/OD

SYMBOLS DENOTE:
 *Armored Gaskets - Epoxy Coating OD Only
 **High Temp. Gaskets - Dresser RED-D Shopcoat



Please note: Due to design & market changes, certain items may no longer be available. Please contact our office at 800-221-1157 for more information.


STYLE 38 AND STYLE 40 COUPLINGS

For Steel Pipe Sizes

Outside Diameter (OD) (in.)	Middle Ring Thickness x Length	BOLTS		Grade Gasket	Part Number	Ctn.Qty.	Weight Each Lbs.
		No.	Dia. x Lgth. (in.)				
18.000	1/4 x 7	10	5/8 x 10 3/4	27	0038-8129-011	1	75
				*27	0038-8129-013	1	75
				42	0038-8129-096	1	75
				*42	0038-8129-134	1	75
				**365	0038-8129-345	1	75
	3/8 x 7	10	5/8 10 3/4	27	0038-8505-011	1	88
				*27	0038-8505-013	1	88
				42	0038-8505-096	1	88
				*42	0038-8505-134	1	88
				**365	0038-8505-345	1	88
	1/4 x 16	10	5/8 x 19 1/2	27	0040-8234-003	1	135
				*27	0040-8234-004	1	135
				42	0040-8234-058	1	135
				*42	0040-8234-081	1	135
				**365	0040-8234-096	1	135
	3/8 x 24	10	5/8 x 28	27	0040-8084-003	1	243
				*27	0040-8084-004	1	243
				42	0040-8084-058	1	243
				*42	0040-8084-081	1	243
				**365	0040-8084-096	1	243
20.000	1/4 x 7	12	5/8 x 10 3/4	27	0038-8134-011	1	83
				*27	0038-8134-013	1	83
				42	0038-8134-096	1	83
				*42	0038-8134-134	1	83
				**365	0038-8134-345	1	83
	3/8 x 7	12	5/8 x 10 3/4	27	0038-8507-011	1	99
				*27	0038-8507-013	1	99
				42	0038-8507-096	1	99
				*42	0038-8507-134	1	99
				**365	0038-8507-345	1	99
	1/4 x 16	12	5/8 x 19 1/2	27	0040-8237-003	1	176
				*27	0040-8237-004	1	176
				42	0040-8237-058	1	176
				*42	0040-8237-134	1	176
				**365	0040-8237-096	1	176
	3/8 x 24	12	5/8 x 28	27	0040-8090-003	1	263
				*27	0040-8090-004	1	263
				42	0040-8090-058	1	263
				*42	0040-8090-081	1	263
				**365	0040-8090-096	1	263

Grade 27 - Buna S Gaskets
 Grade 42 - Buna N Gaskets
 ***Grade 365 - Graphite Fiber (High Temp.)
 Part Numbers Denote Individual Styles (38 & 40)
 Fusion Bonded Epoxy Coating - ID/OD

SYMBOLS DENOTE:
 *Armored Gaskets - Epoxy Coating OD Only
 **High Temp. Gaskets - Dresser RED-D Shopcoat



Please note: Due to design & market changes, certain items may no longer be available. Please contact our office at 800-221-1157 for more information.

STYLE 38 AND STYLE 40 COUPLINGS

For Steel Pipe Sizes

Outside Diameter (OD) (in.)	Middle Ring Thickness x Length	BOLTS		Grade Gasket	Part Number	Ctn.Qty.	Weight Each Lbs.
		No.	Dia. x Lgth. (in.)				
22.000	1/4 x 7	14	5/8 x 10 3/4	27	0038-8138-011	1	95
				*27	0038-8138-013	1	95
				42	0038-8138-096	1	95
				*42	0038-8138-134	1	95
				**365	0038-8138-345	1	95
	3/8 x 7	14	5/8 x 10 3/4	27	0038-8509-011	1	108
				*27	0038-8509-013	1	108
				42	0038-8509-096	1	108
				*42	0038-8509-134	1	108
				**365	0038-8509-345	1	108
	1/4 x 16	14	5/8 x 19 1/2	27	0040-8240-003	1	224
				*27	0040-8240-004	1	224
				42	0040-8240-058	1	224
				*42	0040-8240-081	1	224
				**365	0040-8240-096	1	224
	3/8 x 24	14	5/8 x 28	27	0040-8094-003	1	299
				*27	0040-8094-004	1	299
				42	0040-8094-058	1	299
				*42	0040-8094-081	1	299
				**365	0040-8094-096	1	299
24.000	1/4 x 7	14	5/8 x 10 3/4	27	0038-8141-011	1	105
				*27	0038-8141-013	1	105
				42	0038-8141-096	1	105
				*42	0038-8141-134	1	105
				**365	0038-8141-345	1	105
	3/8 x 7	14	5/8 x 10 3/4	27	0038-8510-011	1	120
				*27	0038-8510-013	1	120
				42	0038-8510-096	1	120
				*42	0038-8510-134	1	120
				**365	0038-8510-345	1	120
	1/4 x 16	14	5/8 x 19 1/2	27	0040-8243-003	1	226
				*27	0040-8243-004	1	226
				42	0040-8243-058	1	226
				*42	0040-8243-081	1	226
				**365	0040-8243-096	1	226
	3/8 x 24	14	5/8 x 28	27	0040-8098-003	1	325
				*27	0040-8098-004	1	325
				42	0040-8098-058	1	325
				*42	0040-8098-081	1	325
				**365	0040-8098-096	1	325

Grade 27 - Buna S Gaskets
 Grade 42 - Buna N Gaskets
 ***Grade 365 - Graphite Fiber (High Temp.)
 Part Numbers Denote Individual Styles (38 & 40)
 Fusion Bonded Epoxy Coating - ID/OD

SYMBOLS DENOTE:
 *Armored Gaskets - Epoxy Coating OD Only
 **High Temp. Gaskets - Dresser RED-D Shopcoat



Contact Customer Service for Larger Sizes and other Configurations
 Please note: Due to design & market changes, certain items may no longer be available. Please contact our office at 800-221-1157 for more information.

STYLE 38 AND STYLE 40 COUPLINGS

For Cast and Ductile Iron Pipe Sizes

Steel Middle Rings with Steel Followers

Nominal Size (ID) (in.)	Outside Diameter (OD) (in.)	Middle Ring Thickness x Length	BOLTS		Grade Gasket	Part Number	Ctn. Qty.	Weight Each Lbs.
			No.	Dia. x Lgth. (in.)				
2	2.50	.188 x 5	3	5/8 x 8 1/4	27	0038-0015-011	6	12
		.180 x 12	3	5/8 x 15	27	0040-0009-003	1	17
3	3.80	.188 x 5	4	5/8 x 8 1/4	27	0038-9250-334	4	12
3	3.74-4.02	.188 x 12	4	5/8 x 15	27	0040-0202-003	1	25
4	4.80	.229 x 5	4	5/8 x 7	27	0038-9251-334	2	15.8
	4.74-5.06	.299 x 12	4	5/8 x 15	27	0040-9203-003	1	29
6	6.90	1/4 x 5	5	5/8 x 6	27	0038-9252-334	2	21
	6.84-7.16	.250 x 16	6	5/8 x17 1/2	27	0040-9204-003	1	51
8	9.05	1/4 x 5	6	5/8 x 8 1/4	27	0038-0253-334	1	27
	8.99-9.36	5/8 x 16	6	5/8 x19 1/2	27	0040-0205-003	1	63
10	11.10	3/8 x 7	7	5/8 x 10 3/4	27	0038-0254-334	1	47.6
	11.04-11.46	3/8 x 16	8	5/8 x19 1/2	27	0040-0206-003	1	100
12	13.20	3/8 x 7	8	5/8 x 10 3/4	27	0038-0255-334	1	54.4
	13.14-13.56	3/8 x 16	8	5/8 x19 1/2	27	0040-0207-003	1	136
14	15.30	3/8 x 7	10	5/8 x 10 3/4	27	0038-8503-011	1	74
		3/8 x 16	10	5/8 x19 1/2	27	0040-8073-003	1	155
16	17.40	3/8 x 7	10	5/8 x 10 3/4	27	0038-8504-011	1	88
		3/8 x 16	10	5/8 x19 1/2	27	0040-8079-003	1	167
		3/8 x 24	10	5/8 x 28	27	0040-8089-003	1	179
		3/8 x 7	10	5/8 x 10 3/4	27	0038-8128-011	1	115
18	19.50	3/8 x 7	12	5/8 x 10 3/4	27	0038-8506-011	1	105
		3/8 x 16	12	5/8 x19 1/2	27	0040-8085-003	1	203
20	19.92	3/8 x 7	12	5/8 x 10 3/4	27	0038-8136-011	1	129
	21.60	3/8 x 7	12	5/8 x 10 3/4	27	0038-8508-011	1	114
24	22.06	3/8 x 7	14	5/8 x 10 3/4	27	0038-8186-011	1	186
	25.80	3/8 x 7	15	5/8 x 10 3/4	27	0038-8511-011	1	134
	26.32	3/8 x 7	15	5/8 x 10 3/4	27	0038-8145-011	1	172

Grade 27 - Buna S Gaskets other gasket materials available upon request.

Part Numbers Denote Individual Styles (38 & 40)

4" OD and Smaller - Fusion Bonded Epoxy Coating - OD Only

4.50" OD and Larger - Fusion Bonded Epoxy Coating - ID/OD

FOR SIZES LARGER THAN 24" CONTACT WAL-RICH CORPORATION

AT 1-800-221-1157

Also available upon request:

COATINGS & LININGS

CENTER PINS & ANCHOR LOCK PINS

GALVANIZED AND S.S. BOLTS AND NUTS

STAINLESS STEEL ALLOY COUPLINGS

VITON, BUTYL OR EPDM GASKET MATERIALS

Please note: Due to design & market changes, certain items may no longer be available. Please contact our office at 800-221-1157 for more information.

STYLE 31 LINE CAPS

For Steel Pipe

Nominal Size (ID) (in.)	Outside Diameter (OD) (in.)	Middle Ring Length (in.)	Part Number	Weight Per Cap (lb.)
2	2.375	5	0031-0001-202	11
3	3.500	5	0031-9004-202	12
4	4.500	5	0031-9108-202	18
6	6.625	5	0031-9111-202	30
8	8.625	5	0031-9114-202	37
10	10.750	5	0031-9117-202	39
12	12.750	5	0031-9120-202	47
	14.000	7	0031-8123-202	73
	16.000	7	0031-8126-202	94
	18.000	7	0031-8129-202	98
	20.000	7	0031-8132-202	169
	22.000	7	0031-8222-202	175
	24.000	7	0031-8223-202	193

STYLE 31 LINE CAPS

For Cast Iron Pipe

Nominal Size (CIP) (in.)	Outside Diameter (OD) (in.)	Middle Ring Length (in.)	Part Number	Weight Per Cap (lb.)
2	2.500	5	0031-0002-204	12
3	3.800	5	0031-0006-203	15
	3.960	5	0031-0007-204	16
4	4.800	5	0031-0109-203	19
	5.000	5	0031-0110-204	23
6	6.900	5	0031-0112-203	32
	7.100	5	0031-0113-204	37
8	9.050	5	0031-0115-203	42
	9.300	5	0031-0116-204	42
10	11.100	7	0031-0118-203	72
	11.400	7	0031-0119-204	72
12	13.200	7	0031-0121-203	97
	13.500	7	0031-0122-204	108
14	15.300	7	0031-8124-204	120
16	17.400	7	0031-8220-204	126
18	19.920	7	0031-8132-204	167
20	21.600	7	0031-8221-204	183
	22.060	7	0031-8135-204	192
24	25.800	7	0031-8137-204	230

2" & 3" Line Caps Will be Furnished With One -1" IPS Vent in Center of Head. 4" & Larger Will be Furnished With -1" IPS Vent Off-Center. Caps With No Vent Available Prices P.O.A.
ID Bare OD Al-Clad Epoxy Coated



Please note: Due to design & market changes, certain items may no longer be available. Please contact our office at 800-221-1157 for more information.

STYLE 138 COUPLINGS

For Cast and Ductile Iron Pipe Sizes

Nominal Size (in.)	Outside Diameter Range (in)	Part Number	Coating Code	Weight Per Coupling
3.000	3.74 - 4.02	0138-0002-009*	005	15
4	4.74 - 5.06	0138-0003-013	012	55
	4.74 - 5.06	0138-0028-009*	617	17
6	6.84 - 7.16	0138-0005-009*	617	26
	6.84 - 7.16	0138-0030-009*	005	33
8	8.99 - 9.36	0138-8007-009*	012	40
	8.99 - 9.36	0138-0032-009	005	43
10	11.04 - 11.46	0138-0009-013	005	55
	11.04 - 11.46	0138-0009-009	617	56
12	13.14 - 13.56	0138-0011-013	005	65

* Indicates Steel Followers

Coating Codes: -617 Fusion Bonded Epoxy Coated ID/OD, '-005 Dresser Red-D Shop Coat
-012 Dresser Al- Clad Fusion Bonded Epoxy Coated OD only

STYLE 62 REDUCING COUPLINGS

Cast Iron to Steel Pipe, Type 1 with Fusion Bonded Epoxy Coating

Nominal Size (in.)	Outside Diameter (in)	Outside Diameter Steel (O.D.) (in.)	Middle Ring Length (in)	Weight Per Coupling
3	3.74-4.02	3.500	5	16
4	4.74-5.06	4.500	7	25
6	6.84-7.16	6.000	7	27
6	6.84-7.16	6.625	7	27
8	8.99-9.36	8.625	7	36
10	11.04-11.46	10.750	7	58
12	13.14-13.56	12.750	7	83
14	15.30	14.000	7	85
16	17.40	16.000	7	101
18	19.50	18.000	7	117
20	21.60	20.000	7	131
24	25.80	24.000	7	162

Other gaskets available upon request.

Other reductions available. Contact Inside Sales Group for Style 62 reducing couplings with two or more nominal size deductions.



Please note: Due to design & market changes, certain items may no longer be available. Please contact our office at 800-221-1157 for more information.

STYLE 39 INSULATING COUPLINGS

For Steel Pipe (One End Insulating Other End Conductive)



Nominal Size (ID) (in.)	Outside Diameter (OD) (in.)	Middle Ring Length (in.)	Part Number	Carton Quantity	Weight Per Carton (lbs.)
3/4	1.050	5	0039-0002-203	12	132
1	1.315	5	0039-0003-203	12	178
1 1/4	1.660	5	0039-0004-203	16	177
1 1/2	1.900	5	0039-0005-203	12	154
2	2.375	7	0039-0024-215	16	172
3	3.500	7	0039-9028-215	4	168
4	4.500	7	0039-9026-215	2	146
6	6.625	7	0039-9027-215	1	132
8	8.625	7	0039-9040-215	1	136
10	10.750	7	0039-9056-215	1	144
12	12.750	7	0039-9057-215	1	153
14	14.000	7	0039-8020-207	1	182
16	16.000	7	0039-8021-207	1	198
18	18.000	7	0039-8022-207	1	105
20	20.000	7	0039-0023-207	1	116
24	24.000	7	0039-0052-215	1	160

ID Bare OD Al-Clad Epoxy Coated

STYLE 39-62 INSULATING REDUCING COUPLINGS

(Cast Iron Pipe End Insulating Steel Pipe End Conductive)

Type 1

Nominal Size (ID) (in.)	Outside Diameter Cast Iron Pipe (OD) (in.)	Outside Diameter Steel Pipe (OD) (in.)	Middle Ring Length (in.)	Weight Each (lbs.)
2	2.500	2.375	5	12
3	3.800	3.500	5	16
4	4.800	4.500	7	24
4	5.000	4.500	7	24
6	6.900	6.625	7	31
6	7.100	6.625	7	31
8	9.050	8.625	7	38
8	9.300	8.625	7	39
10	11.100	10.750	7	59
12	13.200	12.750	7	81
12	13.500	12.750	7	83
16	17.400	16.000	7	101
20	21.600	20.000	7	131
24	25.800	24.000	7	162

Type 3

4	4.800	4.500	12	24
6	6.900	6.625	16	51
8	9.050	8.625	16	62
10	11.100	10.750	16	111
12	13.200	12.750	16	130
16	17.400	16.000	16	167
20	21.600	20.000	16	211
24	25.800	24.000	16	252

STYLE 128 STEEL FLANGE ADAPTERS

**For Cast Iron and Ductile Iron Pipe Sizes,
Reducing types also available**

Nominal Size (in.)	Pipe (O.D.) (in.)	Part Number	Weight Each (lb.)
4	4.74-5.16	0128-1900-002	30
6	6.84-7.16	0128-9902-002	36
8	8.99-9.36	0128-1904-002	48
10	11.04-11.46	0128-1906-002	69
12	13.14-13.56	0128-1908-002	94
14	15.30	0128-8910-002	112
16	17.40	0128-8912-002	132
18	19.50	0128-8914-002	151
20	21.60	0128-8916-002	168
24	25.80	0128-8918-002	230

STYLE 128 STEEL FLANGE ADAPTERS

**For Steel Pipe Sizes
Reducing types also available**

Nominal Size (in.)	Pipe (O.D.) (in.)	Part Number	Weight Each (lb.)
4	4.500	0128-1850-002	25
5	5.563	0128-1851-002	30
6	6.625	0128-1852-002	38
8	8.625	0128-1854-002	52
10	10.750	0128-9856-002	58
12	12.750	0128-9858-002	79
	14.000	0128-8860-002	89
	16.000	0128-8862-002	103
	18.000	0128-8864-002	112
	20.000	0128-8866-002	127
	24.000	0128-8868-002	184

Larger sizes available upon request, and other flanges available upon request.

NOTE: Style 128 includes Class D AWWA Flanges pressure rated to 150 psi min.

Fusion Bonded Epoxy Coated, Carbon Steel Construction



Please note: Due to design & market changes, certain items may no longer be available. Please contact our office at 800-221-1157 for more information.

STYLE 131 DISMANTLING JOINTS

Flanges are AWWA Class D rated to 150 psi.

Other flange patterns available.

Nominal Size (in.)	Part Number	Approximate Weight (lbs.)
3	0131-0199-201	45
4	0131-0201-201	50
6	0131-0205-201	70
8	0131-0207-201	90
10	0131-9209-201	130
12	0131-9211-201	160
16	0131-1620-201	230
18	0131-8217-201	260
20	0131-8219-201	300
24	0131-2424-211	410



All units are fabricated from steel with carbon steel tie-rods, nuts and bolts. S/S available.
Plain grade 27 gasket. All units fusion-bonded epoxy coated on ID/OD.
Larger sizes and configurations available upon request.

Please note: Due to design & market changes, certain items may no longer be available. Please contact our office at 800-221-1157 for more information.

WAL-RICH CORPORATION ~ DRESSER PRODUCT LIST

STYLE 65 FITTINGS

For Steel Pipe

Nominal Size (ID) (in.)	Outside Diameter (OD) (in.)	Galvanized Part Number	Carton Quantity	Weight Per Carton (lbs.)
----------------------------	--------------------------------	---------------------------	-----------------	-----------------------------

Regular Couplings

1/2	0.84	0065-0002-003	24	13
3/4	1.05	0065-0003-003	25	18
1	1.32	0065-0004-003	25	23
1 1/4	1.66	0065-0005-003	25	33
1 1/2	1.90	0065-0006-003	16	43
2	2.38	0065-0007-003	16	40

Long Couplings

1/2	0.84	0065-0030-003	25	20
3/4	1.05	0065-0031-003	25	27
1	1.32	0065-0032-003	24	34
1 1/4	1.66	0065-0033-003	24	46
1 1/2	1.90	0065-0034-003	16	56
2	2.38	0065-0035-003	10	40

Nominal Size (ID) (in.)	Outside Diameter (OD) (in.)	Galvanized Part Number	Carton Quantity	Weight Per Carton (lbs.)
----------------------------	--------------------------------	---------------------------	-----------------	-----------------------------

90° Ells

1/2	0.840	0065-0090-003	25	18
3/4	1.050	0065-0091-003	25	28
1	1.315	0065-0092-003	25	40
1 1/4	1.660	0065-0093-003	25	57
1 1/2	1.900	0065-0094-003	18	68
2	2.375	0065-0095-003	10	56

Male Adapters

3/4	1.050	0065-0208-003	24	15
1	1.315	0065-0209-003	24	18
1 1/4	1.660	0065-0210-003	24	24
1 1/2	1.900	0065-0211-003	24	37
2	2.375	0065-0212-003	25	47

A 42 Grade Gasket also available.

STYLE 65 INSULATING ADAPTERS

Nominal Size (in.)	Part Number
1/2 IPS x 1/2 CTS	3065-0100-001
1 3/4 IPS x 1 3/4 CTS	3065-0102-001
1 3/4 IPS x 1 3/4 CTS	3065-0103-001
1 1/4 IPS x 1 1/4 CTS	3065-0105-001
1 1/2 IPS x 1 1/2 IPS	3065-0106-001
2 IPS x 2 CTS	3065-0107-001



Adapter only. Fitting is not included must be used in conjunction with Style 65.

Style 165 Plus Temp available upon request

Please note: Due to design & market changes, certain items may no longer be available. Please contact our office at 800-221-1157 for more information.

CALL (800) 221-1157 ~ www.wal-rich.com ~ FAX (516) 277-2177

18

WAL-RICH CORPORATION ~ DRESSER PRODUCT LIST

STYLE 88 BRASS FITTINGS

For Copper Tubing

Nominal Size (CTS) (in.)	Part Number	Carton Quantity
-----------------------------	-------------	-----------------

Couplings

1/2	0088-0003-001	25
3/4	0088-0004-001	24
1	0088-0005-001	24
1 1/4	0088-0006-001	18

Male Adapters

3/4 M x 3/4 CTS	0088-0181-001	24
1 M x 1 CTS	0088-0184-001	24
1 1/4 M x 1 CTS	0088-0186-001	18
1 1/4 M x 1 1/4 CTS	0088-0187-001	24

Female Adapters

3/4 F x 3/4 CTS	0088-0210-001	24
-----------------	---------------	----

STYLE 88 BRASS NUTS

Nominal Size (CTS) (in.)	Part Number
1/2	2088-0107-001
3/4	2088-0103-001
1	2088-0108-001
1 1/4	2088-0105-001



STYLE 88 GASKETS

Nominal Size (CTS) (in.)	Part Number
1/2	3088-0010-001
3/4	3088-0011-001
1	3088-0012-001
1 1/4	3088-0013-001

STYLE 88 BRASS CUPS

Nominal Size (CTS) (in.)	Part Number
1/2	2088-0003-001
3/4	2088-0004-001
1	2088-0005-001
1 1/4	2088-0006-001

Please note: Due to design & market changes, certain items may no longer be available. Please contact our office at 800-221-1157 for more information.

CALL (800) 221-1157 ~ www.wal-rich.com ~ FAX (516) 277-2177

STYLE 90 FITTINGS



For Steel Pipe - For Steel Pipe - Seal Only

Nominal Size (ID) (in.)	Outside Diameter (OD) (in.)	E-Coat Part Number	Galvanized Part Number	Carton Quantity	Weight Per Carton (lbs.)
-------------------------	-----------------------------	--------------------	------------------------	-----------------	--------------------------

Couplings with 5" Middle Rings (Cast Body)

1/2	0.840	0090-0014-001	0090-0014-082	20	34
3/4	1.050	0090-0001-001	0090-0001-082	24	58
1	1.315	0090-0002-001	0090-0002-082	20	60
1 1/4	1.660	0090-0003-001	0090-0003-082	16	58
1 1/2	1.900	0090-0004-001	0090-0004-082	10	46
2	2.375	0090-0005-001	0090-0005-082	10	62

Steel Couplings with 10" Middle Rings

3/4	1.050	0090-0090-082	14	50
1	1.315	0090-0091-082	10	47
1 1/4	1.660	0090-0092-082	12	66
1 1/2	1.900	0090-0093-082	6	62
2	2.375	0090-0094-082	4	54

Reducing Couplings

3/4 x 1/2	1.050 x 0.840	0090-0590-082	15	55
1 x 3/4	1.315 x 1.050	0090-0580-082	16	58
1 1/4 x 3/4	1.660 x 1.050	0090-0581-082	12	60
1 1/4 x 1	1.660 x 1.315	0090-0582-082	14	49
1 1/2 x 1	1.900 x 1.315	0090-0584-082	12	61
1 1/2 x 1 1/4	1.900 x 1.660	0090-0585-082	12	42
2 x 3/4	2.375 x 1.050	0090-0586-082	9	36
2 x 1	2.375 x 1.315	0090-0587-082	9	43
2 x 1 1/4	2.375 x 1.660	0090-0588-082	9	46
2 x 1 1/2	2.375 x 1.900	0090-0591-082	9	55

90° Ells

3/4	1.050	0090-0241-082	18	65
1	1.315	0090-0242-082	16	60
1 1/4	1.660	0090-0243-082	12	62
1 1/2	1.990	0090-0244-082	10	64
2	2.375	0090-0245-082	6	43

Plain End 90° Street Ells

3/4	1.050	0090-0270-082	25	43
1	1.315	0090-0271-082	24	48
1 1/4	1.660	0090-0272-082	15	58
1 1/2	1.900	0090-0273-082	16	64
2	2.375	0090-0274-082	8	58

Threaded End 90° Street Ells

1	1.315	0090-0331-082	24	43
1 1/4	1.660	0090-0332-082	16	40
2	2.375	0090-0334-082	8	39

Street Tees

1	1.315	0090-0391-082	20	42
---	-------	---------------	----	----

1 1/4	1.660
2	2.375

0090-0392-082	15	62
0090-0394-082	8	45

Please note: Due to design & market changes, certain items may no longer be available. Please contact our office at 800-221-1157 for more information.

CALL (800) 221-1157 ~ www.wal-rich.com ~ FAX (516) 277-2177

20

WAL-RICH CORPORATION

~

DRESSER PRODUCT LIST

STYLE 90 FITTINGS

For Steel Pipe



Nominal Size (ID) (in.) FIPS x MIPS x ID	Outside Diameter (OD) (in.)	Part Number	Carton Quantity	Weight Per Carton (lbs.)
---	-----------------------------	-------------	-----------------	--------------------------

Reducing Street Tees

1 1/4 x 1 1/4 x 1	1.660 x 1.660 x 1.315	0090-0451-082	18	41
1 1/4 x 1 x 1 1/4	1.660 x 1.315 x 1.660	0090-0452-082	15	41
1 1/2 x 1 1/2 x 1 1/4	1.900 x 1.900 x 1.660	0090-0454-082	14	64

Regular Tees

3/4 x 3/4 x 3/4	1.050 x 1.050 x 1.050	0090-0710-082	12	41
1 x 1 x 1	1.315 x 1.315 x 1.315	0090-0711-082	12	50
1 1/4 x 1 1/4 x 1 1/4	1.660 x 1.660 x 1.660	0090-0712-082	10	62
2 x 2 x 2	2.375 x 2.375 x 2.375	0090-0716-082	4	50

Male Adapters

3/4 x 3/4 MIPS	1.050	0090-0740-082	20	28
1 x 1 MIPS	1.315	0090-0741-082	24	43
1 1/4 x 1 1/4 MIPS	1.660	0090-0757-082	24	50
1 1/2 x 1 1/2 MIPS	1.900	0090-0743-082	20	56
2 x 2 MIPS	2.375	0090-0744-082	12	52

Line Caps

3/4	1.050	0090-0860-082	25	30
1	1.315	0090-0861-082	25	38
1 1/4	1.660	0090-0862-082	25	50
1 1/2	1.900	0090-0863-082	20	65
2	2.375	0090-0864-082	10	59

Steel Body Couplings with 5" Middle Rings

3/4	1.050	0090-2101-082	20	58
1	1.315	0090-2102-082	16	60
1 1/4	1.660	0090-2103-082	12	58
1 1/2	1.900	0090-2104-082	10	46
2	2.375	0090-2105-082	5	62

The products in the table above are for use on metal pipe or tubing. For restraining couplings, refer to Universal Style refer to Universal Style 90 Products

Please note: Due to design & market changes, certain items may no longer be available. Please contact our office at 800-221-1157 for more information.

CALL (800) 221-1157 ~ www.wal-rich.com ~ FAX (516) 277-2177

**UNIVERSAL STYLE 90
SEAL AND RESTRAINING CONNECTIONS**

For Joining Steel Pipe to Steel Pipe



Nominal Size (ID) (in.)	Outside Diameter (OD) (in.)	E-Coat Part Number	Carton Quantity
----------------------------	-----------------------------------	-----------------------	-----------------

Couplings with 5" Middle Ring — Steel x Steel — Seal & Restraint

3/4	1.050	0090-5001-632	20
1	1.315	0090-5002-632	14
1 1/4	1.660	0090-5003-632	10
1 1/2	1.900	0090-5004-632	8
2	2.375	0090-5005-632	6

Couplings with 10" Middle Ring — Steel x Steel — Seal & Restraint (Steel Body)

3/4	1.050	0090-5026-632	10
1	1.315	0090-5027-632	8
1 1/4	1.660	0090-5028-632	10
2	2.375	0090-5030-632	4

Reducing Couplings — Steel x Steel — Seal & Restraint

1 x 3/4	1.315 x 1.050	0090-5016-632	16
1 1/4 x 3/4	1.660 x 1.050	0090-5017-632	15
1 1/4 x 1	1.660 x 1.315	0090-5018-632	14
1 1/2 x 1	1.900 x 1.315	0090-5020-632	10
1 1/2x 1 1/4	1.900 x 1.660	0090-5022-632	10
2 x 1	2.375 x 1.315	0090-5024-632	9
2 x 1 1/4	2.375 x 1.660	0090-5021-632	6
2 x 1 1/2	2.375 x 1.900	0090-5025-632	9

90° Ell — Steel x Steel — Seal & Restraint

3/4	1.050	0090-5214-632	16
1	1.315	0090-5216-632	14
1 1/4	1.660	0090-5218-632	10
2	2.375	0090-5222-632	6

Plain End Street Ell — Steel x Steel — Seal & Restraint

3/4	1.050	0090-5277-632	24
1	1.315	0090-5279-632	24
1 1/4	1.660	0090-5281-632	15
2	2.375	0090-5285-632	6

Please note: Due to design & market changes, certain items may no longer be available. Please contact our office at 800-221-1157 for more information.

**UNIVERSAL STYLE 90
SEAL AND RESTRAINING CONNECTIONS**

For Joining Steel Pipe to Steel Pipe (Cont'd)



Nominal Size (ID) (in.)	Outside Diameter (OD) (in.)	E-Coat Part Number	Carton Quantity
----------------------------	-----------------------------------	-----------------------	-----------------

Threaded End Street Ell — Steel x Steel — Seal & Restraint

1	1.315	0090-5291-632	24
1 1/4	1.660	0090-5293-632	20
2	2.375	0090-5297-632	1

Street Tee (FIPS x MIPS x ID) — Steel x Steel — Seal & Restraint

3/4	1.050	0090-5327-632	16
1	1.315	0090-5329-632	16
1 1/4	1.660	0090-5331-632	16
1 1/2	1.900	0090-5333-632	12
2	2.375	0090-5335-632	8

Reducing Street Tee (FIPS x MIPS x ID) — Steel x Steel — Seal & Restraint

1 1/4 x 1 1/4 x 1		0090-5453-632	16
1 1/4 x 1 x 1 1/4		0090-5457-632	12
1 1/2 x 1 1/2 x 1 1/4		0090-5459-632	12
2 x 1 1/2 x 2		0090-5471-632	1

All Compression Tee — Steel x Steel — Seal & Restraint

3/4	1.050	0090-5377-632	12
1	1.315	0090-5379-632	12
1 1/4	1.660	0090-5381-632	12
2	2.375	0090-5385-632	6

Male Adapter — Steel x Steel — Seal & Restraint

3/4	1.050	0090-5427-632	20
1	1.315	0090-5429-632	23
1 1/4	1.660	0090-5431-632	16
2	2.375	0090-5435-632	12

Line Cap — Steel x Steel — Seal & Restraint

3/4	1.050	0090-5076-632	25
1	1.315	0090-5077-632	25
1 1/4	1.660	0090-5078-632	25
1 1/2	1.900	0090-5079-632	10
2	2.375	0090-5080-632	10

Steel Body Couplings

3/4	1.050	0090-5006-632	15
1	1.315	0090-5007-632	20
1 1/4	1.660	0090-5008-632	16
1 1/2	1.900	0090-5009-632	10
2	2.375	0090-5010-632	10

Please note: Due to design & market changes, certain items may no longer be available. Please contact our office at 800-221-1157 for more information.

WAL-RICH CORPORATION ~ DRESSER PRODUCT LIST**STYLE 91 SERVICE SADDLES**

Double Strap for Steel Pipe Sizes

Range of Fit (in.)	Tap Size NPT (in.)	Conductive	Insulating	Carton Quantity	Carton Wt. (lb.)
2.25-2.50	1/2	0091-1000-001	-	4	22
	3/4	0091-2000-001			
	1	0091-2001-001			
	1 1/4	0091-1003-001			
	1 1/2	0091-1004-001			
3.08-3.56	1/2	0091-1020-001	0091-4022-203	4	30
	3/4	0091-2002-001	0091-4023-203		
	1	0091-2003-001	0091-4024-203		
	1 1/4	0091-1023-001	0091-4025-203		
	1 1/2	0091-1024-001	0091-4026-203		
	2	0091-1025-001	0091-4027-203		
4.13-4.75	1/2	0091-1045-001	0091-4047-203	4	37
	3/4	0091-2004-001	0091-4048-203		
	1	0091-2005-001	0091-4049-203		
	1 1/4	0091-1048-001	0091-4050-203		
	1 1/2	0091-1049-001	0091-4051-203		
	2	0091-1050-001	0091-4052-203		
5.44-6.07	1/2	0091-1071-001	0091-4073-203	4	41
	3/4	0091-1072-001	0091-4074-203		
	1	0091-1073-001	0091-4075-203		
	1 1/4	0091-1074-001	0091-4076-203		
	1 1/2	0091-1075-001	0091-4077-203		
	2	0091-1076-001	0091-4078-203		
6.13-6.75	1/2	0091-1086-001	0091-4086-203	4	46
	3/4	0091-1087-001	0091-4087-203		
	1	0091-2007-001	0091-4088-203		
	1 1/4	0091-1089-001	0091-4089-203		
	1 1/2	0091-1090-001	0091-4090-203		
	2	0091-1091-001	0091-4091-203		
8.13-8.78	1/2	0091-1125-001	0091-4112-203	4	63
	3/4	0091-1126-001	0091-4113-203		
	1	0091-1127-001	0091-4114-203		
	1 1/4	0091-1128-001	0091-4115-203		
	1 1/2	0091-1129-001	0091-4116-203		
	2	0091-1130-001	0091-4117-203		
10.54-11.52	1/2	0091-1164-001	0091-4137-203	2	39
	3/4	0091-1165-001	0091-4138-203		
	1	0091-1166-001	0091-4139-203		
	1 1/4	0091-1167-001	0091-4140-203		
	1 1/2	0091-1168-001	0091-4141-203		
	2	0091-1169-001	0091-4142-203		
11.53-12.51	1/2	0091-1177-001	0091-4150-203	2	47
	3/4	0091-1178-001	0091-4151-203		
	1	0091-1179-001	0091-4152-203		
	1 1/4	0091-1180-001	0091-4153-203		
	1 1/2	0091-1181-001	0091-4154-203		
	2	0091-1182-001	0091-4155-203		
12.52-13.50	1/2	0091-1190-001	0091-4163-203	2	47
	3/4	0091-1191-001	0091-4164-203		
	1	0091-1192-001	0091-4165-203		
	1 1/4	0091-1193-001	0091-4166-203		
	1 1/2	0091-1194-001	0091-4167-203		
	2	0091-1195-001	0091-4168-203		

**CALL (800) 221-1157 ~ www.wal-rich.com ~ FAX (516) 277-2177**

STYLE 91 SERVICE SADDLES

Double Strap for Cast Iron Pipe Sizes

Range of Fit (in.)	Tap Size NPT (in.)	Conductive	Insulating	Carton Quantity	Carton Wt. (lb.)
2.62-3.07	1/2	0091-1010-001	-	4	25
	3/4	0091-1011-001			
	1	0091-1012-001			
	1 1/4	0091-1013-001			
	1 1/2	0091-1014-001			
3.56-4.00	1/2	0091-1032-001	0091-4034-203	4	35
	3/4	0091-1033-001	0091-4035-203		
	1	0091-1034-001	0091-4036-203		
	1 1/4	0091-1035-001	0091-4037-203		
	1 1/2	0091-1036-001	0091-4038-203		
	2	0091-1037-001	0091-4039-203		
4.80-5.43	1/2	0091-1058-001	0091-4060-203	4	38
	3/4	0091-1059-001	0091-4061-203		
	1	0091-1060-001	0091-4062-203		
	1 1/4	0091-1061-001	0091-4063-203		
	1 1/2	0091-1062-001	0091-4064-203		
	2	0091-1063-001	0091-4065-203		
6.86-7.48	1/2	0091-1099-001	0091-4099-203	4	46
	3/4	0091-1100-001	0091-4100-203		
	1	0091-1101-001	0091-4101-203		
	1 1/4	0091-1102-001	0091-4102-203		
	1 1/2	0091-1103-001	0091-4103-203		
	2	0091-1104-001	0091-4104-203		
8.79-9.54	1/2	0091-1138-001	0091-4124-203	4	66
	3/4	0091-1139-001	0091-4125-203		
	1	0091-1140-001	0091-4126-203		
	1 1/4	0091-1141-001	0091-4127-203		
	1 1/2	0091-1142-001	0091-4128-203		
	2	0091-1143-001	0091-4129-203		

Saddles are E-coated

Contact Wal-Rich Corporation for Single Strap Saddles



Please note: Due to design & market changes, certain items may no longer be available. Please contact our office at 800-221-1157 for more information.

STYLE 91 SERVICE SADDLES

Double Strap for Cast Iron Pipe Sizes

Range of Fit (in.)	Tap Size NPT (in.)	Conductive	Insulating	Carton Quantity	Carton Wt. (lb.)
2.62-3.07	1/2	0091-1010-001		4	25
	3/4	0091-1011-001			
	1	0091-1012-001			
	1 1/4	0091-1013-001			
	1 1/2	0091-1014-001			
3.56-4.00	1/2	0091-1032-001	0091-4034-203	4	35
	3/4	0091-1033-001	0091-4035-203		
	1	0091-1034-001	0091-4036-203		
	1 1/4	0091-1035-001	0091-4037-203		
	1 1/2	0091-1036-001	0091-4038-203		
	2	0091-1037-001	0091-4039-203		
4.80-5.43	1/2	0091-1058-001	0091-4060-203	4	38
	3/4	0091-1059-001	0091-4061-203		
	1	0091-1060-001	0091-4062-203		
	1 1/4	0091-1061-001	0091-4063-203		
	1 1/2	0091-1062-001	0091-4064-203		
	2	0091-1063-001	0091-4065-203		
6.86-7.48	1/2	0091-1099-001	0091-4099-203	4	46
	3/4	0091-1100-001	0091-4100-203		
	1	0091-1101-001	0091-4101-203		
	1 1/4	0091-1102-001	0091-4102-203		
	1 1/2	0091-1103-001	0091-4103-203		
	2	0091-1104-001	0091-4104-203		
8.79-9.54	1/2	0091-1138-001	0091-4124-203	4	66
	3/4	0091-1139-001	0091-4125-203		
	1	0091-1140-001	0091-4126-203		
	1 1/4	0091-1141-001	0091-4127-203		
	1 1/2	0091-1142-001	0091-4128-203		
	2	0091-1143-001	0091-4129-203		

Saddles are E-coated

Contact Wal-Rich Corporation for Single Strap Saddles



Please note: Due to design & market changes, certain items may no longer be available. Please contact our office at 800-221-1157 for more information.

CALL (800) 221-1157 ~ www.wal-rich.com ~ FAX (516) 277-2177

STYLE 4 COLLAR LEAK CLAMPS

For Steel Pipe


Nominal Size (ID) (in.)	Outside Diameter (OD) (in.)	Collar Dimensions		Clamp Dimensions		Part Number	Weight Per Clamp (lbs.)
		Overall Diameter	Overall Length	Overall Diameter	Overall Length		
2	2.375	2.841	3.625	6 5/16	7	0004-0005-201	8
3	3.500	4.014	4.125	7 1/2	8	0004-0007-201	9
4	4.500	5.233	4.625	8 1/2	8	0004-0010-201	11

Clamps are Al-Clad Coated

STYLE 41 COLLAR LEAK CLAMPS

For Steel Pipe

Nominal Size (ID) (in.)	Outside Diameter (OD) (in.)	Collar Dimensions		Clamp Dimensions		Part Number	Weight Per Clamp (lbs.)
		Overall Diameter	Overall Length	Overall Diameter	Overall Length		
6	6.625	7.482	5.125	10 3/4	9 1/2	0041-0008-201	23
6 5/8 CAS	7.000	7.692	4.625	11 1/8	9	0041-0009-201	23
8	8.625	9.596	6.125	12 7/8	10 1/2	0041-0012-201	28
10	10.750	11.958	6.625	15 3/8	11	0041-8014-201	44
12	12.750	13.958	6.625	17 3/8	11	0041-8016-201	50




Please note: Due to design & market changes, certain items may no longer be available. Please contact our office at 800-221-1157 for more information.

STYLE 60-S BELL- JOINT CLAMPS

For Boltless Stab Joints

Nominal Size (CIP) (in.)	Part Number	Weight (lbs.)
4	0060-0600-205	18
6	0060-0601-205	27
8	0060-0602-205	33
10	0060-0603-205	43
12	0060-0604-205	48
14	0060-0605-205	71
16	0060-0606-205	74
18	0060-0607-205	91
20	0060-0608-205	100
24	0060-0609-205	115
30	0060-0611-205	171
36	0060-0612-205	247




Style 60-S Bell-Joint Clamps also fit caulked cast iron pipe classes A, B, C, D and C900 pipe in sizes through 24".

STYLE 60 & STYLE 160 BELL-JOINT CLAMPS

For Cast Iron Pipe

Nominal Size (CIP) (in.)	Part Number	Weight (lbs.)
3	0060-0001-205	13
4	0160-0004-206	15
6	0160-0008-206	22
8	0160-0012-206	25
10	0060-0013-205	35
12	0160-0020-206	27
14	0060-0019-205	50
16	0160-0028-206	46
18	0060-0026-205	74
20	0060-0028-205	75
24	0060-0033-205	86
30	0060-0041-205	113
36	0060-0044-205	148
42	0060-0051-205	199
48	0060-0058-205	227



All Clamps are Al-Clad Fusion Bonded Epoxy Coated.

Gasket Tong

For Installation of Bell-Joint Clamps

0108-0030-001

Contact Wal-Rich Corporation for Style 60-AC CLAMPS for Asbestos-Cement Pipe

WAL-RICH CORPORATION ~ DRESSER PRODUCT LIST

STYLE 126 SPLIT SLEEVES – BELL-PACK®

For Cast Iron Pipe

Nominal Size (CIP) (in.)	Outside Diameter (OD) (in.)	Vent Size (IPS) (in.)	Class* AWWA	Diameter (in.)	Length (in.)	Part Number	Weight Per Sleeve (lb.)
3	3.800	1	A	8 1/2	12	0126-0001-003	123
3	3.960	1	B-C-D	8 1/2	12	0126-0001-003	123
4	4.800	1	A*	10 1/2	12	0126-0004-003	136
4	5.000	1	B-C-D	10 1/2	12	0126-0005-003	136
6	6.900	1	A*	12 1/2	12	0126-0006-003	185
6	7.100	1	B-C-D	12 1/2	12	0126-0007-003	185
8	9.050	1	A*B	15 1/2	12 3/8	0126-0008-003	265
8	9.300	1	C-D	15 1/2	12 3/8	0126-0009-003	265
10	11.100	1	A*B	16 5/8	13 1/2	0126-0010-001	300
10	11.400	1	C-D	16 5/8	13 1/2	0126-0011-001	300
12	13.200	1	A*B	18 3/4	13 1/2	0126-0012-001	335
12	13.500	1	C-D	18 3/4	13 1/2	0126-0013-001	335
16	17.400	2	A*B	24 1/2	16	0126-0016-001	554
16	17.800	2	C-D	24 1/2	16	0126-0017-001	554
20	21.600	3	A*B	30 1/2	17	0126-0020-001	770
20	22.060	3	C-D	30 1/2	17	0126-0021-001	770
24	25.800	3	A*B	33 7/8	18	0126-0022-001	853
24	26.320	3	C-D	33 7/8	18	0126-0023-001	853



Larger Sizes Available Upon Request

Please note: Due to design & market changes, certain items may no longer be available. Please contact our office at 800-221-1157 for more information.

WAL-RICH CORPORATION ~ DRESSER PRODUCT LIST

STYLE 80 “READY-PACK” SLEEVES


Standard Length for Cast Iron Pipe

Nominal Size (CIP) (in.)	Range of Fit Outside Diameter (OD) (in.)	Diameter (in.)	Length (in.)	Vent Size (IPS) (in.)	Weight Per Sleeve (lbs.)	Part Number
3	3.75-4.00	5 5/32	4	1	40	0080-0008-011
				1 1/4	40	0080-0009-011
				1 1/2	40	0080-0010-011
				2	40	0080-0011-011
4	4.74-4.99	6 5/32	4	1	45	0080-0014-011
				1 1/4	45	0080-0015-011
				1 1/2	45	0080-0016-011
				2	45	0080-0017-011
6	6.84-7.09	8 1/4	4	3/4	60	0080-0020-011
				1	60	0080-0021-011
				1 1/4	60	0080-0023-011
				1 1/2	60	0080-0024-011
				2	60	0080-0025-011

STYLE 80 “READY-PACK” SLEEVES

Extended Length for Cast Iron Pipe

Nominal Size (CIP) (in.)	Range to Fit Outside Diameter (OD) (in.)	Vent Size (IPS) (in.)	Part Number	Weight Per Sleeve (lbs.)
4	4.79-4.99	1 1/4	0080-0103-011	61
		1 1/2	0080-0110-011	61
		2	0080-0107-011	61
		3	0080-0100-011	61
6	6.84-7.09	3/4	0080-0104-011	79
		1 1/2	0080-0101-011	79
		2	0080-0105-011	79
		3	0080-0102-011	79
8	8.99-9.24	1 1/4	0080-0031-011	100
		1 1/2	0080-0032-011	100
		2	0080-0033-011	100
		3	0080-0035-011	100
		4	0080-0037-011	100




Please note: Due to design & market changes, certain items may no longer be available. Please contact our office at 800-221-1157 for more information.

WAL-RICH CORPORATION ~ DRESSER PRODUCT LIST

STYLE 118 "HANDIBAND"® CLAMPS

Nominal Size (in.)	Outside Diameter (OD) (in.)	Width (in.)	Part Number	Weight Each (lbs.)	Carton Quantity
1/2	0.840	3	0118-0300-009	0.5	20
1/2	0.840	6	0118-0301-009	1	10
3/4	1.050	3	0118-0302-009	0.6	16
3/4	1.050	6	0118-0303-009	1.1	8
1	1.315	3	0118-0304-009	0.6	16
1	1.315	6	0118-0305-009	1.2	8
1 1/4	1.660	3	0118-0306-009	0.9	12
1 1/4	1.660	6	0118-0307-009	1.7	6
1 1/2	1.900	3	0118-0308-009	0.9	12
1 1/2	1.900	6	0118-0309-009	1.8	6
2	2.375	3	0118-0310-009	1.1	8
2	2.375	6	0118-0311-009	2.3	4
2	2.375	12	0118-0312-009	4.5	2
2 1/2	2.875	3	0118-0313-009	1.2	8
2 1/2	2.875	6	0118-0314-009	2.3	4
3	3.500	3	0118-0315-009	1.2	6
3	3.500	6	0118-0316-009	2.4	4
3	3.500	12	0118-0317-009	4.8	2
3 1/2	4.000	3	0118-0318-009	1.5	6
3 1/2	4.000	6	0118-0319-009	3	4
4	4.500	3	0118-0320-009	1.6	6
4	4.500	6	0118-0321-009	3.1	4
4	4.500	12	0118-0322-009	6.3	2
5	5.563	3	0118-0323-009	1.6	6
5	5.563	6	0118-0324-009	3.2	4
	6.000	6	0118-0331-009	3.4	4
6	6.625	3	0118-0325-009	1.8	6
6	6.625	6	0118-0326-009	3.6	4
6	6.625	12	0118-0327-009	7.2	1
8	8.625	3	0118-0328-009	2	6
8	8.625	6	0118-0329-009	4	4
8	8.625	12	0118-0330-009	7.9	1




Please note: Due to design & market changes, certain items may no longer be available. Please contact our office at 800-221-1157 for more information.

WAL-RICH CORPORATION ~ DRESSER PRODUCT LIST

Style 360 "ALL AROUND" REPAIR CLAMP

Nom. Pipe Size & O.D. Range	Width	Alloy Bolts & Nuts Part Number	SS Bolts & Nuts Part Number	Weight Per Clamp
2" 2.35-2.63	7.5	0360-0235-010	0360-0235-020	8
	12.5	0360-0235-210	0360-0235-220	14
	15	0360-0235-310	0360-0235-320	15
2 1/4"-2 1/2" 2.70-3.00	7.5	0360-0270-010	0360-0270-020	8
	12.5	0360-0270-210	0360-0270-220	14
3" 2.97-3.25	7.5	0360-0297-010	0360-0297-020	8
	12.5	0360-0297-210	0360-0297-220	14
	15	0360-0297-310	0360-0297-320	18
3" 3.46-3.70	7.5	0360-0346-010	0360-0346-020	8
	12.5	0360-0346-210	0360-0346-220	15
	15	0360-0346-310	0360-0346-320	18
	20	0360-0346-410	0360-0346-420	24
3"-4" 3.73-4.00	7.5	0360-0373-010	0360-0373-020	8
	12.5	0360-0373-210	0360-0373-220	15
	15	0360-0373-310	0360-0373-320	18
	20	0360-0373-410	0360-0373-420	24
3"-4" 3.96-4.25	7.5	0360-0396-010	0360-0396-020	8
	12.5	0360-0396-210	0360-0396-220	15
	15	0360-0396-310	0360-0396-320	18
	20	0360-0396-410	0360-0396-420	24
4" 4.45-4.86	7.5	0360-0445-010	0360-0445-020	9
	12.5	0360-0445-210	0360-0445-220	15
	15	0360-0445-310	0360-0445-320	19
	20	0360-0445-410	0360-0445-420	24
4" 4.74-5.14	7.5	0360-0474-010	0360-0474-020	10
	12.5	0360-0474-210	0360-0474-220	17
	15	0360-0474-310	0360-0474-320	21
	20	0360-0474-410	0360-0474-420	27
	30	0360-0474-610	0360-0474-620	40
4-5" 4.95-5.35	7.5	0360-0495-010	0360-0495-020	10
	12.5	0360-0495-210	0360-0495-220	16
	15	0360-0495-310	0360-0495-320	21
	20	0360-0495-410	0360-0495-420	27
	30	0360-0495-610	0360-0495-620	41
4"-5" 5.22-5.62	7.5	0360-0522-010	0360-0522-020	10
	12.5	0360-0522-210	0360-0522-220	17
	15	0360-0522-310	0360-0522-320	22
	20	0360-0522-410	0360-0522-420	28
	30	0360-0522-610	0360-0522-620	42
6" 5.95-6.35	7.5	0360-0595-010	0360-0595-020	11
	12.5	0360-0595-210	0360-0595-220	17
	15	0360-0595-310	0360-0595-320	22
	20	0360-0595-410	0360-0595-420	29
	30	0360-0595-610	0360-0595-620	43




Please note: Due to design & market changes, certain items may no longer be available. Please contact our office at 800-221-1157 for more information.

CALL (800) 221-1157 ~ www.wal-rich.com ~ FAX (516) 277-2177

WAL-RICH CORPORATION ~ DRESSER PRODUCT LIST

Style 360 "ALL AROUND" REPAIR CLAMP

Nom. Pipe Size & O.D. Range	Width	Alloy Bolts & Nuts Part Number	SS Bolts & Nuts Part Number	Weight Per Clamp
6" 6.56-6.96	7.5	0360-0656-010	0360-0656-020	12
	12.5	0360-0656-210	0360-0656-220	18
	15	0360-0656-310	0360-0656-320	23
	20	0360-0656-410	0360-0656-420	30
	30	0360-0656-610	0360-0656-620	44
6" 6.84-7.24	7.5	0360-0684-010	0360-0684-020	12
	12.5	0360-0684-210	0360-0684-220	18
	15	0360-0684-310	0360-0684-320	23
	20	0360-0684-410	0360-0684-420	30
	30	0360-0684-610	0360-0684-620	45
6" 7.05-7.45	7.5	0360-0705-010	0360-0705-020	12
	12.5	0360-0705-210	0360-0705-220	18
	15	0360-0705-310	0360-0705-320	23
	20	0360-0705-410	0360-0705-420	30
	30	0360-0705-610	0360-0705-620	46
6" 7.45-7.85	7.5	0360-0745-010	0360-0745-020	12
	12.5	0360-0745-210	0360-0745-220	19
	15	0360-0745-310	0360-0745-320	24
	20	0360-0745-410	0360-0745-420	31
	30	0360-0745-610	0360-0745-620	46
8" 7.95-8.35	7.5	0360-0795-010	0360-0795-020	12
	12.5	0360-0795-210	0360-0795-220	19
	15	0360-0795-310	0360-0795-320	24
	20	0360-0795-410	0360-0795-420	31
	30	0360-0795-610	0360-0795-620	48
8" 8.54-8.94	7.5	0360-0854-010	0360-0854-020	13
	12.5	0360-0854-210	0360-0854-220	20
	15	0360-0854-310	0360-0854-320	25
	20	0360-0854-410	0360-0854-420	33
	30	0360-0854-610	0360-0854-620	49
8" 8.99-9.39	7.5	0360-0899-010	0360-0899-020	12
	12.5	0360-0899-210	0360-0899-220	20
	15	0360-0899-310	0360-0899-320	25
	20	0360-0899-410	0360-0899-420	34
	30	0360-0899-610	0360-0899-620	49
8" 9.27-9.67	7.5	0360-0927-010	0360-0927-020	12
	12.5	0360-0927-210	0360-0927-220	21
	15	0360-0927-310	0360-0927-320	25
	20	0360-0927-410	0360-0927-420	34
	30	0360-0927-610	0360-0927-620	51
8"-10" 9.70-10.10	7.5	0360-0970-010	0360-0970-020	13
	12.5	0360-0970-210	0360-0970-220	21
	15	0360-0970-310	0360-0970-320	25
	20	0360-0970-410	0360-0970-420	34
	30	0360-0970-610	0360-0970-620	51
10" 10.64-11.04	7.5	0360-1064-010	0360-1064-020	13
	12.5	0360-1064-210	0360-1064-220	22
	15	0360-1064-310	0360-1064-320	27



10.04-11.04	20	0360-1064-410	0360-1064-420	35
	30	0360-1064-610	0360-1064-620	53


Please note: Due to design & market changes, certain items may no longer be available. Please contact our office at 800-221-1157 for more information.

CALL (800) 221-1157 ~ www.wal-rich.com ~ FAX (516) 277-2177

WAL-RICH CORPORATION ~ DRESSER PRODUCT LIST

Style 360 "ALL AROUND" REPAIR CLAMP

Nom. Pipe Size & O.D. Range	Width	Alloy Bolts & Nuts Part Number	SS Bolts & Nuts Part Number	Weight Per Clamp
10" 11.04-11.44	7.5	0360-1104-010	0360-1104-020	13
	12.5	0360-1104-210	0360-1104-220	22
	15	0360-1104-310	0360-1104-320	28
	20	0360-1104-410	0360-1104-420	36
	30	0360-1104-610	0360-1104-620	54
10" 11.34-11.74	7.5	0360-1134-010	0360-1134-020	14
	12.5	0360-1134-210	0360-1134-220	23
	15	0360-1134-310	0360-1134-320	30
	20	0360-1134-410	0360-1134-420	37
	30	0360-1134-610	0360-1134-620	55
10" 11.75-12.15	7.5	0360-1175-010	0360-1175-020	14
	12.5	0360-1175-210	0360-1175-220	24
	15	0360-1175-310	0360-1175-320	28
	20	0360-1175-410	0360-1175-420	38
	30	0360-1175-610	0360-1175-620	56
10"-12" 12.00-12.45	7.5	0360-1200-010	0360-1200-020	15
	12.5	0360-1200-210	0360-1200-220	22
	15	0360-1200-310	0360-1200-320	29
	20	0360-1200-410	0360-1200-420	37
	30	0360-1200-610	0360-1200-620	56
12" 12.62-13.02	7.5	0360-1262-010	0360-1262-020	14
	12.5	0360-1262-210	0360-1262-220	23
	15	0360-1262-310	0360-1262-320	29
	20	0360-1262-410	0360-1262-420	38
	30	0360-1262-610	0360-1262-620	78
12" 13.10-13.50	7.5	0360-1310-010	0360-1310-020	15
	12.5	0360-1310-210	0360-1310-220	23
	15	0360-1310-310	0360-1310-320	29
	20	0360-1310-410	0360-1310-420	38
	30	0360-1310-610	0360-1310-620	59
12" 13.40-13.80	7.5	0360-1340-010	0360-1340-020	16
	12.5	0360-1340-210	0360-1340-220	25
	15	0360-1340-310	0360-1340-320	32
	20	0360-1340-410	0360-1340-420	40
	30	0360-1340-610	0360-1340-620	62
12"-14" 13.70-14.10	7.5	0360-1370-010	0360-1370-020	16
	12.5	0360-1370-210	0360-1370-220	26
	15	0360-1370-310	0360-1370-320	30
	20	0360-1370-410	0360-1370-420	43
	30	0360-1370-610	0360-1370-620	65
12"-14" 14.00-14.40	7.5	0360-1400-010	0360-1400-020	17
	12.5	0360-1400-210	0360-1400-220	27
	15	0360-1400-310	0360-1400-320	35
	20	0360-1400-410	0360-1400-420	44
	30	0360-1400-610	0360-1400-620	67



Please note: Due to design & market changes, certain items may no longer be available. Please contact our office at 800-221-1157 for more information.

CALL (800) 221-1157 ~ www.wal-rich.com ~ FAX (516) 277-2177


WAL-RICH CORPORATION ~ DRESSER PRODUCT LIST

Style 360 "ALL AROUND" REPAIR CLAMP

Nom. Pipe Size & O.D. Range	Width	Alloy Bolts & Nuts Part Number	SS Bolts & Nuts Part Number	Weight Per Clamp
-----------------------------	-------	--------------------------------	-----------------------------	------------------

2 Band

4.44-5.24	7.5	0360-0444-010	0360-0444-020	19
	12.5	0360-0444-210	0360-0444-220	31
6.60-7.42	7.5	0360-0662-010	0360-0662-020	20
	12.5	0360-0662-210	0360-0662-220	33
8.62-9.42	7.5	0360-0862-010	0360-0862-020	22
	12.5	0360-0862-210	0360-0862-220	36
10.75-11.55	12.5	0360-1075-310	0360-1075-320	31
12.75-13.55	12.5	0360-1275-210	0360-1275-220	35
14.38-15.13	15	0360-1438-310	0360-1438-320	51
	20	0360-1438-410	0360-1438-420	69
	30	0360-1438-610	0360-1438-620	104
15.07-15.82	15	0360-1507-310	0360-1507-320	52
	20	0360-1507-410	0360-1507-420	69
	30	0360-1507-610	0360-1507-620	105
15.92-16.67	15	0360-1592-310	0360-1592-320	54
	20	0360-1592-410	0360-1592-420	72
	30	0360-1592-610	0360-1592-620	109
16.56-17.31	15	0360-1656-310	0360-1656-320	55
	20	0360-1656-410	0360-1656-420	74
	30	0360-1656-610	0360-1656-620	115
17.15-17.90	15	0360-1715-310	0360-1715-320	70
	20	0360-1715-410	0360-1715-420	75
	30	0360-1715-610	0360-1715-620	116
17.82-18.57	15	0360-1782-310	0360-1782-320	70
	20	0360-1782-410	0360-1782-420	75
	30	0360-1782-610	0360-1782-620	117
18.46-19.21	15	0360-1846-310	0360-1846-320	71
	20	0360-1846-410	0360-1846-420	76
	30	0360-1846-610	0360-1846-620	118
19.23-19.98	15	0360-1923-310	0360-1923-320	72
	20	0360-1923-410	0360-1923-420	78
	30	0360-1923-610	0360-1923-620	119
19.90-20.65	15	0360-1990-310	0360-1990-320	73
	20	0360-1990-410	0360-1990-420	79
	30	0360-1990-610	0360-1990-620	119
20.70-21.45	15	0360-2070-310	0360-2070-320	75
	20	0360-2070-410	0360-2070-420	81
	30	0360-2070-610	0360-2070-620	124
21.52-22.27	15	0360-2152-310	0360-2152-320	80
	20	0360-2152-410	0360-2152-420	85
	30	0360-2152-610	0360-2152-620	129
22.12-22.87	20	0360-2212-410	0360-2212-420	87
	30	0360-2212-610	0360-2212-620	133
22.90-23.65	20	0360-2290-410	0360-2290-420	90



22.50-23.00	30	0360-2290-610	0360-2290-620	137
-------------	----	---------------	---------------	-----


Please note: Due to design & market changes, certain items may no longer be available. Please contact our office at 800-221-1157 for more information.

CALL (800) 221-1157 ~ www.wal-rich.com ~ FAX (516) 277-2177

WAL-RICH CORPORATION ~ DRESSER PRODUCT LIST

Style 360 "ALL AROUND" REPAIR CLAMP

Nom. Pipe Size & O.D. Range	Width	Alloy Bolts & Nuts Part Number	SS Bolts & Nuts Part Number	Weight Per Clamp
3 Band				
23.28-24.38	20	0360-2328-410	0360-2328-420	125
	30	0360-2328-610	0360-2328-620	179
24.38-25.48	15	0360-2438-310	0360-2438-320	120
	20	0360-2438-410	0360-2438-420	128
	30	0360-2438-610	0360-2438-620	183
25.70-26.80	15	0360-2570-310	0360-2570-320	124
	20	0360-2570-410	0360-2570-420	130
	30	0360-2570-610	0360-2570-620	186
26.48-27.58	20	0360-2648-410	0360-2648-420	133
	30	0360-2648-610	0360-2648-620	189
27.65-28.75	20	0360-2765-410	0360-2765-420	138
	30	0360-2765-610	0360-2765-620	195
29.62-30.72	15	0360-2962-310	0360-2962-320	135
	20	0360-2962-410	0360-2962-420	145
	30	0360-2962-610	0360-2962-620	203



Please note: Due to design & market changes, certain items may no longer be available. Please contact our office at 800-221-1157 for more information.

WAL-RICH CORPORATION ~ DRESSER PRODUCT LIST

**STYLE 110 REINFORCING SLEEVES
(With Vent)**

Nominal Size (ID) (in.)	Outside Diameter (OD) (in.)	Thickness x Length (in.)	Part Number	Weight Per Sleeve (lbs.)
4	4.500	5/16 x 4	0110-0001-001	7
6	6.625	3/8 x 6	0110-0002-005	8
8	8.625	3/8 x 6	0110-0003-005	19
10	10.750	3/8 x 6	0110-0007-005	24
12	12.750	3/8 x 6	0110-0011-005	26
14	14.000	3/8 x 6	0110-0017-005	28
16	16.000	3/8 x 6	0110-0023-005	34
18	18.000	3/8 x 6	0110-0031-005	36
20	20.000	3/8 x 6	0110-0039-005	39
24	24.000	3/8 x 6	0110-0055-005	46



Available in all sizes thru 36" (lengths up to 26") and thickness up to 1/2".
Details and prices upon request.

**STYLE 220 REINFORCING SLEEVES
(With Vent)**

Nominal Size (ID) (in.)	Outside Diameter (OD) (in.)	Thickness x Length (in.)	Part Number	Weight Per Sleeve (lbs.)
2	2.375	5/16 x 23 1/4	0220-0001-630	45
3	3.500	5/16 x 23 1/4	0220-0001-620	49
4	4.500	5/16 x 20 1/4	0220-0002-001	54
6	6.625	3/8 x 21 3/4	0220-0004-005	96
8	8.625	3/8 x 21 3/4	0220-0006-005	114
10	10.750	3/8 x 21 3/4	0220-0008-005	128
12	12.750	3/8 x 21 3/4	0220-0011-005	150
14	14.000	3/8 x 21 3/4	0220-0014-005	160
16	16.000	3/8 x 21 3/4	0220-0017-005	176
18	18.000	3/8 x 21 3/4	0220-0020-005	195
20	20.000	3/8 x 21 3/4	0220-0023-005	216
22	22.000	3/8 x 21 3/4	0220-0026-005	230
24	24.000	3/8 x 21 3/4	0220-0029-005	248



Also available in longer lengths for use with Style 40 Long Couplings.

**STYLE 220-S REINFORCING SLEEVES
(With Vent)**

Nominal Size (ID) (in.)	Outside Diameter (OD) (in.)	Thickness x Length (in.)	Part Number	Weight Per Sleeve (lbs.)
----------------------------	-----------------------------------	-----------------------------	-------------	--------------------------------

3/4	1.050	.188 x 16.5	0220-0111-015	12
1	1.315	.188 x 16.5	0220-0112-015	12
1 1/4	1.660	.188 x 16.5	0220-0113-015	12
1 1/2	1.900	.188 x 16.5	0220-0114-015	13
2	2.375	.188 x 16.5	0220-0115-015	13



Please note: Due to design & market changes, certain items may no longer be available. Please contact our office at 800-221-1157 for more information.

CALL (800) 221-1157 ~ www.wal-rich.com ~ FAX (516) 277-2177

WAL-RICH CORPORATION ~ DRESSER PRODUCT LIST

**Style 97 SPLIT REPAIR SLEEVE
For Steel Pipe Sizes**

Nominal Size (in.)	Overall Width (in.)	NPT Plugs (in.)	Overall Length (in.)	Seal Length (in.)	Gasket	Part Number	Weight Per Sleeve
3	8.3	1/2	8.50	4.5	SBR	0097-0003-201	48
					NBR	0097-0003-202	
4	10.5	1/2	8.50	4.5	SBR	0097-0004-201	71
					NBR	0097-0004-202	
6	12.6	1/2	9.00	4.75	SBR	0097-0006-201	90
					NBR	0097-0006-202	
8	15.0	1/2	10.00	4.75	SBR	0097-0008-221	150
					NBR	0097-0008-222	
10	17.5	1/2	10.25	4.75	SBR	0097-0010-221	178
					NBR	0097-0010-222	
12	20.0	1/2	10.25	4.75	SBR	0097-0012-221	199
					NBR	0097-0012-222	
16	24.6	1/2	13.00	7	SBR	0097-0016-221	407
					NBR	0097-0016-222	

Pressure Ratings: Size 3" - 16" - Up to ANSI 600 1480 psi. Temperature Ratings: Per Application
*Special lengths, and larger diameters are available upon request.



Please note: Due to design & market changes, certain items may no longer be available. Please contact our office at 800-221-1157 for more information.

CALL (800) 221-1157 ~ www.wal-rich.com ~ FAX (516) 277-2177

WAL-RICH CORPORATION ~ DRESSER PRODUCT LIST

**Style 440 JOINT HARNESS RESTRAINT
Insulating Assembly For Welded Applications**


Nominal Size (in.)	Dresser Insulating Joint Harness	Part Number	Carton Quantity	Weight (lbs.)
2 - 10 IPS	5/8" x 26" (5" Middle Ring)	0440-0101-001	2	13
2 - 10 IPS	5/8" x 32" (7" Middle Ring)	0440-0102-001		14
2 - 10 IPS	5/8" x 44" (12" or 16" Middle Ring)	0440-0104-001		17
12 - 24 IPS	3/4" x 26" (5" Middle Ring)	0440-0105-001		21
12 - 24 IPS	3/4" x 32" (7" Middle Ring)	0440-0106-001		23
12 - 24 IPS	3/4" x 44" (16" Middle Ring)	0440-0107-001		26

(Set Consists Of 2 Lugs And 1 Bolt)

Conductive Assembly

Nominal Size (in.)	Dresser Conductive Joint Harness	Part Number	Carton Quantity	Weight (lbs.)
2 - 10 IPS	5/8" x 26" (5" Middle Ring)	0440-0001-001	2	13
2 - 10 IPS	5/8" x 32" (7" Middle Ring)	0440-0002-001		14
2 - 10 IPS	5/8" x 44" (12" or 16" Middle Ring)	0440-0004-001		17
12 - 24 IPS	3/4" x 26" (5" Middle Ring)	0440-0005-001		21
12 - 24 IPS	3/4" x 32" (7" Middle Ring)	0440-0006-001		23
12 - 24 IPS	3/4" x 44" (16" Middle Ring)	0440-0007-001		26

(Set Consists Of 2 Lugs And 1 Bolt)





Please note: Due to design & market changes, certain items may no longer be available. Please contact our office at 800-221-1157 for more information.

CALL (800) 221-1157 ~ www.wal-rich.com ~ FAX (516) 277-2177

GASKETS FOR BOLTED COUPLINGS (3038) For Steel Pipe

Nominal Size (ID) (in.)	Outside Diameter (OD) (in.)	Gasket Section	Plain Grade 27	Armored Grade 27
			Part Number	Part Number
1/2	0.840	9/32 x 9/16	3038-0002-001	3038-0002-039
3/4	1.050	9/32 x 9/16	3038-0003-001	3038-0003-039
1	1.315	9/32 x 9/16	3038-0004-001	3038-0004-039
1 1/4	1.660	9/32 x 9/16	3038-0005-001	3038-0005-039
1 1/2	1.900 *	11/32 x 5/8	3038-0006-001	3038-0006-039
	2.000 *	11/32 x 5/8	3038-0008-001	
2	2.375	3/8 x 3/4	3038-0011-001	3038-0011-039
	2.375	1/2 x 29/32	3038-0012-001	3038-0012-002
2 1/2	2.875	1/2 x 29/32	3038-0022-001	3038-0022-002
2 3/4 CAS	3.000 *	3/8 x 7/8	3038-0023-001	3038-0023-002
	3.000	1/2 x 29/32	3038-0024-001	3038-0024-002
3	3.500 *	3/8 x 7/8	3038-0025-001	3038-0025-002
	3.500	1/2 x 29/32	3038-0026-001	3038-0026-002
3 1/2	4.000 *	3/8 x 7/8	3038-0032-001	3038-0032-002
	4.000	1/2 x 29/32	3038-0033-001	3038-0033-002
4	4.500 *	3/8 x 7/8	3038-0035-001	3038-0035-002
	4.500	1/2 x 29/32	3038-0036-001	3038-0036-002
4 1/2	5.000 *	3/8 x 7/8	3038-0040-001	3038-0040-002
	5.000	1/2 x 29/32	3038-0041-001	3038-0041-002
5 3/16 CAS	5.500 *	3/8 x 7/8	3038-0046-001	3038-0046-002
	5.500	1/2 x 29/32	3038-0047-001	3038-0047-002
5	5.563 *	3/8 x 7/8	3038-0046-001	3038-0046-002
	5.563	1/2 x 29/32	3038-0047-001	3038-0047-002
5 5/8 CAS	6.000 *	3/8 x 7/8	3038-0053-001	3038-0053-002
	6.000	1/2 x 1	3038-0054-001	3038-0054-002
6	6.625 *	3/8 x 7/8	3038-0056-001	3038-0056-002
	6.625	1/2 x 1	3038-0057-001	3038-0057-002
6 5/8 CAS	7.000 *	3/8 x 7/8	3038-0007-540	
	7.000	1/2 x 1	3038-0007-440	
7	7.625	1/2 x 1	3038-0068-001	3038-0068-002
7 5/8 CAS	8.000 *	3/8 x 7/8	3038-0069-001	3038-0069-002
	8.000	1/2 x 1	3038-0070-001	3038-0070-002
8	8.625 *	3/8 x 7/8	3038-0072-001	3038-0072-002
	8.625	1/2 x 1 1/16	3038-0075-001	3038-0075-002
9 5/8 CAS	10.000	1/2 x 1	3038-0081-001	3038-0081-002
10	10.750	1/2 x 1 1/16	3038-0087-001	3038-0087-002
	10.750	5/8 x 1 3/16	3038-0089-001	3038-0089-002
11 5/8 CAS	12.000	1/2 x 1	3038-0093-001	3038-0093-002
12	12.750	1/2 x 1 1/16	3038-0100-001	3038-0100-002
	12.750	5/8 x 1 3/16	3038-0102-001	3038-0102-002
	14.000	1/2 x 1	3038-0106-001	3038-0106-002
	14.000	5/8 x 1 3/16	3038-0110-001	3038-0110-002
	16.000	1/2 x 1 3/16	3038-0115-001	3038-0115-002
	16.000	5/8 x 1 3/16	3038-0118-001	3038-0118-002
	18.000	1/2 x 1 3/16	3038-0129-001	3038-0129-002
	18.000	5/8 x 1 3/16	3038-0131-001	3038-0131-002
	20.000	1/2 x 1 1/8	3038-0134-001	3038-0134-002
	20.000	5/8 x 1 3/16	3038-0136-001	3038-0136-002
	22.000	1/2 x 1 3/16	3038-0138-001	3038-0138-002
	22.000	5/8 x 1 3/16	3038-0139-001	3038-0139-002
	24.000	1/2 x 1 3/16	3038-0141-001	3038-0141-002
	24.000	5/8 x 1 3/16	3038-0142-001	3038-0142-002



* Light Pattern

Please note: Due to design & market changes, certain items may no longer be available. Please contact our office at 800-221-1157 for more information.

CALL (800) 221-1157 ~ www.wal-rich.com ~ FAX (516) 277-2177

GASKETS FOR BOLTED COUPLINGS (3038)

For Steel Pipe



Nominal Size (in.)	Outside Diameter (OD) (in.)	Gasket Section	Plain Grade 42	Armored Grade 42	High Temperature
			Part Number	Part Number	Part Number
1/2	0.840	9/32 x 9/16			3038-0002-061
3/4	1.050	9/32 x 9/16		3038-0003-008	3038-0003-061
1	1.315	9/32 x 9/16		3038-0004-008	3038-0004-061
1 1/4	1.660	9/32 x 9/16		3038-0005-008	3038-0005-061
1 1/2	1.900 *	11/32 x 5/8		3038-0006-008	3038-0006-061
	2.000 *	11/32 x 5/8		3038-0008-008	3038-0008-061
2	2.375 **	3/8 x 3/4			3038-0011-061
	2.375	1/2 x 29/32	3038-0012-005	3038-0012-008	3038-0012-061
2 1/2	2.875	1/2 x 29/32	3038-0022-005	3038-0022-008	3038-0022-061
2 3/4 CAS	3.000 *	3/8 x 7/8	3038-0023-005	3038-0023-008	3038-0023-061
	3.000	1/2 x 29/32	3038-0024-005	3038-0024-008	3038-0024-061
3	3.500 *	3/8 x 7/8	3038-0025-005	3038-0025-008	3038-0025-061
	3.500	1/2 x 29/32	3038-0026-005	3038-0026-008	3038-0026-061
3 1/2	4.000 *	3/8 x 7/8	3038-0032-005	3038-0032-008	3038-0032-061
	4.000	1/2 x 29/32	3038-0033-005	3038-0033-008	3038-0033-061
4	4.500 *	3/8 x 7/8	3038-0035-005	3038-0035-008	3038-0035-061
	4.500	1/2 x 29/32	3038-0036-005	3038-0036-008	3038-0036-061
4 1/2	5.000 *	3/8 x 7/8	3038-0040-005	3038-0040-008	3038-0040-061
	5.000	1/2 x 29/32		3038-0041-008	3038-0041-061
5 3/16 CAS	5.500 *	3/8 x 7/8	3038-0046-005	3038-0046-008	3038-0046-061
	5.500	1/2 x 29/32	3038-0047-005	3038-0047-008	3038-0047-061
5	5.563 *	3/8 x 7/8	3038-0046-005	3038-0046-008	3038-0046-061
	5.563	1/2 x 29/32	3038-0047-005	3038-0047-008	3038-0047-061
	5.563 **				3038-0052-061
5 5/8 CAS	6.000 *	3/8 x 7/8		3038-0053-008	3038-0053-061
	6.000	1/2 x 1	3038-0054-005	3038-0054-008	3038-0054-061
6	6.625 *	3/8 x 7/8	3038-0056-005	3038-0056-008	3038-0056-061
	6.625	1/2 x 1	3038-0057-005	3038-0057-008	3038-0057-061
7	7.625	1/2 x 1	3038-0068-005	3038-0068-008	3038-0068-061
7 5/8 CAS	8.000 *	3/8 x 7/8	3038-0069-005	3038-0069-008	3038-0069-061
	8.000	1/2 x 1	3038-0070-005	3038-0070-008	3038-0070-061
8	8.625 *	3/8 x 7/8	3038-0072-005	3038-0072-008	3038-0072-061
	8.625 **	1/2 x 1			3038-0073-061
	8.625	1/2 x 1 1/16	3038-0075-005	3038-0075-008	3038-0075-061
9 5/8 CAS	10.000	1/2 x 1	3038-0081-005	3038-0081-008	3038-0081-061
10	10.750	1/2 x 1 1/16	3038-0087-005	3038-0087-008	3038-0087-061
	10.750	5/8 x 1 3/16	3038-0089-005	3038-0089-008	3038-0089-061
11 5/8 CAS	12.000	1/2 x 1	3038-0093-005	3038-0093-008	3038-0093-061
12	12.750	1/2 x 1 1/16	3038-0100-005	3038-0100-008	3038-0100-061
	12.750	5/8 x 1 3/16	3038-0102-005	3038-0102-008	3038-0102-061
	14.000	1/2 x 1 3/16	3038-0106-005	3038-0106-008	3038-0106-061
	14.000	5/8 x 1 3/16	3038-0110-005	3038-0110-008	3038-0110-061
	16.000	5/8 x 1 1/8	3038-0115-005	3038-0115-008	3038-0115-061
	16.000	5/8 x 1 3/16	3038-0118-005	3038-0118-008	3038-0118-061
	16.000 **	5/8 x 1 1/8			3038-0119-061
	18.000	1/2 x 1 3/16	3038-0129-005	3038-0129-008	3038-0129-061
	18.000	5/8 x 1 3/16	3038-0131-005	3038-0131-008	3038-0131-061
	20.000	1/2 x 1 1/8	3038-0134-005	3038-0134-008	3038-0134-061
	20.000	5/8 x 1 3/16	3038-0136-005	3038-0136-008	3038-0136-061
	22.000	1/2 x 1 3/16	3038-0138-005	3038-0138-008	3038-0138-061
	22.000	5/8 x 1 3/16	3038-0139-005	3038-0139-008	3038-0139-061
	24.000	1/2 x 1 3/16	3038-0141-005	3038-0141-008	3038-0141-061
	24.000	5/8 x 1 3/16	3038-0142-005	3038-0142-008	3038-0142-061

* Light Pattern

** High Temp Only

CALL (800) 221-1157 ~ www.wal-rich.com ~ FAX (516) 277-2177

GASKETS FOR BOLTED COUPLINGS

For Cast Iron Pipe

Nominal Size (CIP) (in.)	Outside Diameter (OD) (in.)	Gasket Section	Part Number
2	2.50	1/2 x 1 3/16	3038-0015-001
2	2.75	1/2 x 29/32	3038-0022-001
14	15.30	1/2 x 1 3/16	3038-0109-001
14	15.65	5/8 x 1 3/16	3038-0112-001
16	17.40	1/2 x 1 3/16	3038-0117-001
16	17.80	5/8 x 1 3/16	3038-0131-001
18	19.50	1/2 x 1 3/16	3038-0121-001
18	19.92	5/8 x 1 3/16	3038-0136-001
20	21.60	1/2 x 1 3/16	3038-0122-001
20	22.06	5/8 x 1 3/16	3038-0139-001
24	25.80	1/2 x 1 3/16	3038-0123-001
24	26.32	5/8 x 1 3/16	3038-0143-001



STYLE 138 GASKETS

Nominal Size (in.)	Range of fit	Part Number
3	3.74-4.02	3138-0007-001
4	4.74-5.06	3138-0001-001
6	6.84-7.16	3138-0002-001
8	8.99-9.36	3138-0003-001
10	11.04-11.46	3153-0017-001
12	13.14-13.56	3153-0020-001

BOLTS – TRACKHEAD With Hex Nuts

Diameter x Length (in.)	Part Number	Weight Each (lbs.)
1/2 x 6	4001-0637-081	0.46
1/2 x 7-1/4	4001-0639-081	0.53
5/8 x 4	4001-0653-081	0.51
5/8 x 6	4001-0656-081	0.51
5/8 x 7	4001-0658-081	0.72
5/8 x 8-1/4	4001-0659-081	0.80
5/8 x 10-3/4	4001-0661-081	0.98
5/8 x 15	4001-0665-081	1.20
5/8 x 19-1/2	4001-0667-081	1.60
5/8 x 28	4001-0675-081	2.80
Nut for 5/8" bolt	4001-9036-077	0.12
Nut for 1/2" bolt	4001-9003-077	0.06



Please note: Due to design & market changes, certain items may no longer be available. Please contact our office at 800-221-1157 for more information.

STYLE 65 GASKETS AND RETAINER CUPS

Retainer Cups		Gaskets	
Nominal Size (ID) (in.)	Part Number	Part Number	Part Number
1/2	2065-0101-003	3065-0002-001	
3/4	2065-0102-003	3065-0003-001	3065-0003-003
1	2065-0103-003	3065-0004-001	3065-0004-003
1 1/4	2065-0104-003	3065-0005-001	3065-0005-003
1 1/2	2065-0105-003	3065-0006-001	3065-0006-003
2	2065-0106-003	3065-0007-001	3065-0007-003



STYLE 65 NUTS

Nominal Size (in.)	Part Number	Part Number
1/2	2065-0002-001	2065-0002-002
3/4	2065-0003-001	2065-0003-002
1	2065-0004-001	2065-0004-002
1 1/4	2065-0005-001	2065-0005-002
1 1/2	2065-0006-001	2065-0006-002
2	2065-0007-001	2065-0007-002

STYLE 65 RETAINER CUP AND ARMORED GRADE 27 GASKET

Packaged as Single Unit Set – 1 Gasket and 1 Retainer Cup in Plastic Bag

Nominal Size (in.)	Part Number
1/2	3065-0002-013
3/4	3065-0003-013
1	3065-0004-013
1 1/4	3065-0005-013
1 1/2	3065-0006-013
2	3065-0007-013



Please note: Due to design & market changes, certain items may no longer be available. Please contact our office at 800-221-1157 for more information.

WAL-RICH CORPORATION ~ DRESSER PRODUCT LIST

STYLE 4 GASKETS

Nominal Size (IPS) (in.)	Part Number	Weight Per Gasket (lbs.)
3	3004-0007-001	0.16
4	3004-0009-001	0.22

STYLE 41 GASKETS

Nominal Size (IPS) (in.)	Part Number	Weight Per Gasket (lbs.)
6	3041-0007-001	0.38
8	3041-0010-001	0.6
10	3041-0013-001	2

STYLE 60 & 160 GASKETS

Nominal Size (CIP) (in.)	Part Number	Weight Per Gasket (lbs.)
3	3060-0001-001	0.94
4	3060-0004-001	1.06
6	3060-0007-001	1.44
8	3060-0010-001	1.88
10	3060-0013-001	2.19
12	3060-0016-001	2.50
14	3060-0019-001	2.75
16	3060-0023-001	3.31
18	3060-0026-001	4.00
20	3060-0028-001	4.69
24	3060-0032-001	5.31
30	3060-0040-001	7.00
36	3060-0044-001	9.75
42	3060-0050-001	10.75
48	3060-0059-001	12.63

STYLE 88 BRASS NUTS

Nominal Size (CTS) (in.)	Part Number
1/2	2088-0107-001
3/4	2088-0103-001
1	2088-0108-001
1 1/4	2088-0105-001

STYLE 88 GASKETS

Nominal Size (CTS) (in.)	Part Number
1/2	3088-0010-001
3/4	3088-0011-001
1	3088-0012-001
1 1/4	3088-0013-001

Please note: Due to design & market changes, certain items may no longer be available. Please contact our office at 800-221-1157 for more information.

CALL (800) 221-1157 ~ www.wal-rich.com ~ FAX (516) 277-2177

STYLE 88 BRASS CUPS

Nominal Size (CTS) (in.)	Part Number
1/2	2088-0003-001
3/4	2088-0004-001
1	2088-0005-001
1 1/4	2088-0006-001

STYLE 90 RETAINER CUPS

Nominal Size (CTS) (in.)	Part Number
1/2	2090-0531-003
3/4	2090-0532-003
1	2090-0533-003
1 1/4	2090-0534-003
1 1/2	2090-0535-003
2	2090-0536-003

STYLE 90 NUTS

Nominal Size (CTS) (in.)	Part Number
3/4	2090-0032-001
1	2090-0033-001
1 1/4	2090-0034-001
1 1/2	2090-0035-001
2	2090-0036-001

STYLE 90 GASKETS

Nominal Size (CTS) (in.)	Part Number
1/2	3038-0002-039
3/4	3038-0003-039
1	3038-0004-039
1 1/4	3038-0005-039
1 1/2	3038-0006-039
2	3038-0011-039

Please note: Due to design & market changes, certain items may no longer be available. Please contact our office at 800-221-1157 for more information.

