

SPEAKMAN®

Sensorflo® Battery Powered Lavatory Faucet

S-8700-CA S-8710-CA S-8720-CA
S-8701-CA S-8711-CA S-8721-CA

SPECIFICATION

S-8700-CA
S-8701-CA



S-8710-CA
S-8711-CA



S-8720-CA
S-8721-CA



MODELS:

- ☐ S-8700-CA: Single basin low profile faucet.
- ☐ S-8701-CA: Single basin low profile faucet, under counter mechanical mixer with built-in backflow check valves.
- ☐ S-8710-CA: Low profile faucet with 4 in. deck plate.
- ☐ S-8711-CA: Low profile faucet with 4 in. deck plate, under counter mechanical mixer with built-in backflow check valves.
- ☐ S-8720-CA: Low profile faucet with 8 in. deck plate.
- ☐ S-8721-CA: Low profile faucet with 8 in. deck plate, under counter mechanical mixer with built-in backflow check valves.

FEATURES:

- Solenoid with built-in filter.
- Two 3-volt DC lithium batteries with waterproof connectors housed above-counter in spout.
- Spout consists of all metal chassis and removable cover.
- Low battery warning light.
- Vandal-resistant 60-second time out feature.
- Lead-free construction
- Water conserving vandal-resistant flow control reduces flow to 1.5 gpm/5.7 L/min.
- NOTE: Stainless steel flexible supply hoses, 3/8 in. compression, to supply stops not included, see options below.

COMPLIANCE:

- Meets existing ASME A112.18.1/CSA B125.1, CA AB1953 and WaterSense standards

FINISH:

- Polished Chrome (standard)

OPTIONS:

ADD SUFFIX TO MODEL #

- 0.5 gpm flow control, vandal-resistant
- Two (2) stainless steel flexible supply hoses to supply stops
- One (1) stainless steel hose for tempered water systems (S-8700, S-8710, & S-8720 only)
- 1.5 gpm laminar flow control outlet
- Under counter thermostatic mixing valve (S-8700, S-8710, & S-8720 only)
- Vandal-resistant screws for removable cover and custom wrench

- ☐ -BO
- ☐ -HS
- ☐ -HTS
- ☐ -LF
- ☐ -TMV-CA
- ☐ -VRS



WARRANTY:

- 1 year limited

SEE REVERSE FOR ROUGH-IN DIMENSIONS

THIS SPACE FOR ARCHITECT/ENGINEER APPROVAL.

SPEAKMAN®

400 ANCHOR MILL ROAD | NEW CASTLE, DE 19720
P: 800-537-2107 | F: 800-977-2747
WWW.SPEAKMANCOMPANY.COM

REVISION DATE: JANUARY 2014

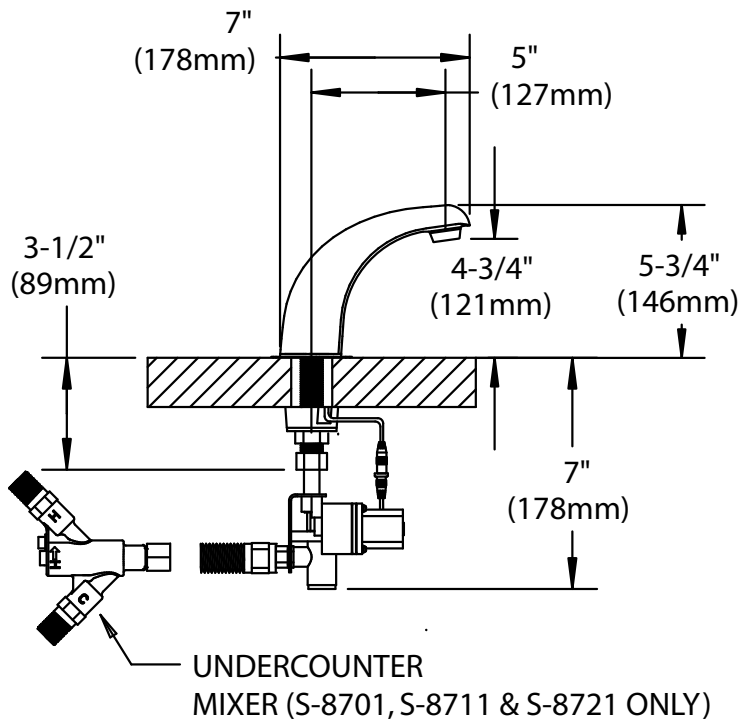
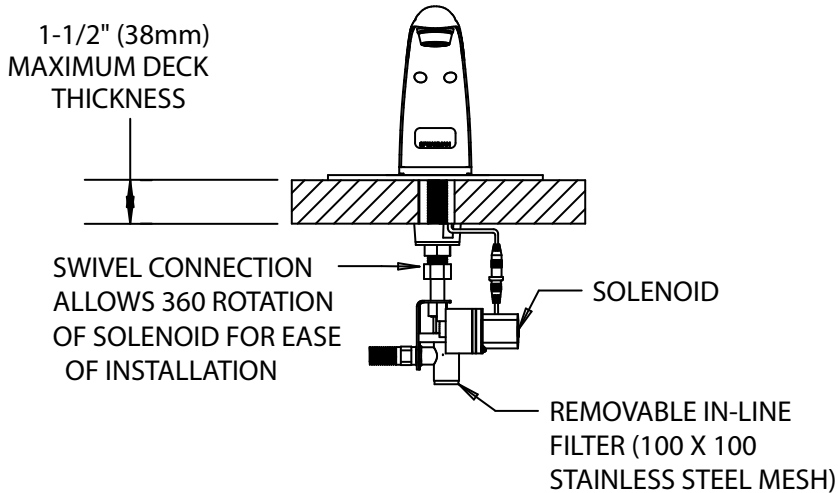


Management Systems
Registered to ISO 9001

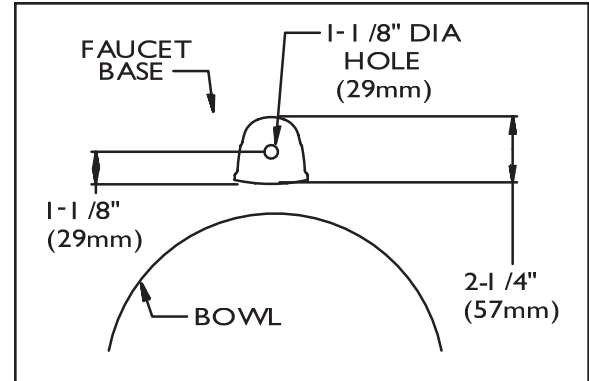
SPEAKMAN®

Sensorflo® Battery Powered Lavatory Faucet S-8700-CA, S-8701-CA, S-8710-CA,
S-8711-CA, S-8720-CA, S-8721-CA

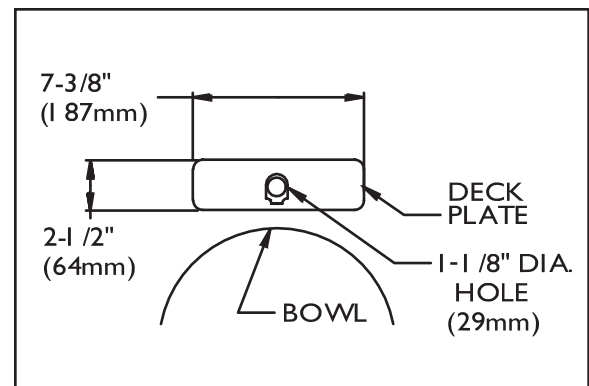
SPECIFICATION



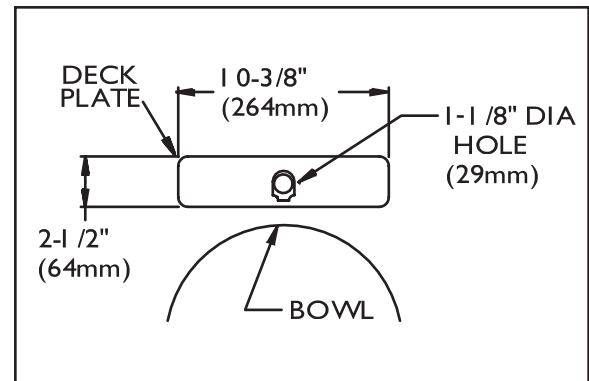
S-8700-CA
S-8701-CA



S-8710-CA
S-8711-CA



S-8720-CA
S-8721-CA



NOTE: 1. All dimensions are in inches (millimeters) unless otherwise specified and are subject to change without notice. 2. Inlet is 3/8" compression with male threads. 3. Position faucet as close to the edge of the sink as possible

THIS SPACE FOR ARCHITECT/ENGINEER APPROVAL.

SPEAKMAN®

400 ANCHOR MILL ROAD | NEW CASTLE, DE 19720
P: 800-537-2107 | F: 800-977-2747
WWW.SPEAKMANCOMPANY.COM

REVISION DATE: JANUARY 2014



Management Systems
Registered to ISO 9001