



Complete Hose Reel Systems

B-1433-CR-SC

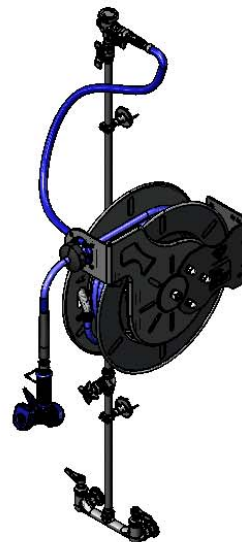
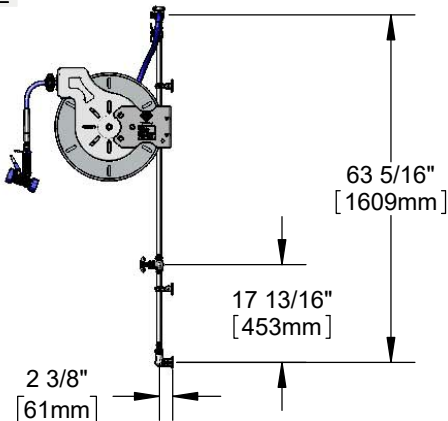
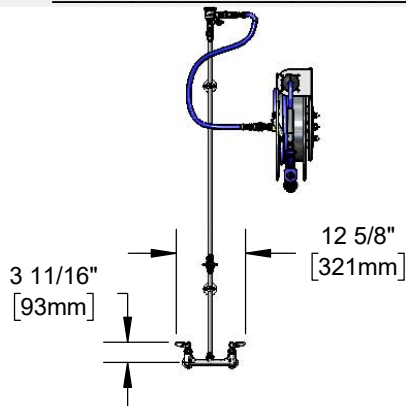
Open Stainless Steel Hose Reel Assembly

TAG:

Architect/Engineering Specifications:

8" wall mount mixing faucet with polished chrome plated brass body, ceramic cartridges with check valves, lever handles, 1/2" NPT female inlets, 16" riser, control valve, 40" riser, wall brackets, continuous pressure vacuum breaker, 36" flexible water hose connector with stainless steel quick disconnect, open stainless steel hose reel with 3/8" x 50' heavy-duty non-marking hose, ratcheting system, high flow stainless steel rear trigger water gun with swivel, multi-fit bracket and adjustable hose bumper. Certified to ASSE 1056.

Job Name _____
 Model Specified _____ Quantity _____
 Variations Specified _____
 Date _____



Features & Benefits:

- All-in-one system with exposed piping and accessories
- 8" wall mount mixing faucet w/ polished chrome plated brass body
- Quarter-turn Cerama cartridges with check valves to prevent cross flow of water
- Lever handles w/ color coded indexes
- 1/2" NPT female eccentric inlets with Ø 2" flanges
- Adjustable centers from 7 3/4" to 8 1/4"
- EasyInstall 16" and rigid 40" risers w/ control valve between risers
- (2) 2 3/8" wall brackets
- Continuous pressure vacuum breaker
- 36" flexible water hose connector with stainless steel quick disconnect
- Open stainless steel hose reel
- High flow stainless steel water gun w/ blue rubber cover, rear style trigger & swivel
- 3/8" x 50' heavy-duty non-marking hose rated to 300 PSI
- Ratcheting system holds the length of hose until a slight tug to retract automatically
- Adjustable hose bumper
- Multi-fit bracket for wall, ceiling or under counter mounting
- Material: Polished chrome plated brass faucet body, risers and spray valve body, chrome plated metal handles, control valve and vacuum breaker and stainless steel reel.

Optional Cartridges With Checks

- ☐ Quarter-Turn Cerama w/ Check Valve (Standard)
- ☐ Quarter-Turn Eterna w/ Spring Check

Product Compliance:

- NSF 61 Exempt (Non-Potable)
- EPA 2005 Non-Compliant (PRSV)
- ASSE 1056 (VB)



Warranty: One Year (Limited)

- Cerama Cartridge: Lifetime (Limited)
- Hose Reel: Two Year (Limited)
- Hose: One Year (Limited)

Performance Data:

- Pressure: 20 - 125 psi
- Temperature: 40 °F - 140 °F
- Flow Rate: 2.77 GPM @ 60 psi

Optional Hose Reel Spray Valves

- | | |
|-------------------------------------|---|
| <input type="checkbox"/> B-0107 | Spray Valve |
| <input type="checkbox"/> B-0108 | Ergonomic Medium Flow Spray Valve |
| <input type="checkbox"/> B-0108-H | Ergonomic High Flow Spray Valve |
| <input type="checkbox"/> EB-0107 | High Flow Spray Valve |
| <input type="checkbox"/> EB-2322 | Extended Spray Wand |
| <input type="checkbox"/> MV-2516-24 | Stainless Steel Rear Trigger Water Gun (Standard) |
| <input type="checkbox"/> MV-2522-24 | Stainless Steel Front Trigger Water Gun |
| <input type="checkbox"/> MV-3516-24 | Aluminum Rear Trigger Water Gun |



T&S BRASS AND BRONZE WORKS, INC.



• 2 Saddleback Cove • Travelers Rest, SC 29690
 Ph 800-476-4103 • Fax 864-834-3518
 • Simi Valley, CA • Ph 800-423-0150 • www.tsbrass.com

Date: 06/15/18