

MEDIA AIR CLEANERS



Rheem/Ruud Exact Fit Media Air Cleaners – Air Handlers

- Exact fit for Rheem, Ruud, and WeatherKing residential air handlers
- Includes MERV 8 filter media

- Granite/Steel Gray paint matches equipment
- 5-year limited warranty



PART NO	HOUSING OVERALL OD HEIGHT (IN)	HOUSING OVERALL OD DEPTH (IN)	HOUSING OVERALL OD WIDTH (IN)	MERV RATING OF INCLUDED MEDIA	MAX RATED AIR FLOW (CFM)	REPLACEMENT MEDIA
AXHF-E17AM	17-1/2	21	6-13/16	8	1400	PD540040
AXHF-E21AM	21-1/16	21	6-13/16	8	1800	PD540042
AXHF-E24AM	24-1/2	21	6-13/16	8	2000	PD540044



Rheem/Ruud Exact Fit Media Air Cleaners – Gas Furnaces

- Exact fit for Rheem, Ruud, and WeatherKing furnaces
- Includes MERV 8 filter media

- Granite/Steel Gray paint matches equipment
- 5-year limited warranty



PART NO	HOUSING OVERALL OD HEIGHT (IN)	HOUSING OVERALL OD DEPTH (IN)	HOUSING OVERALL OD WIDTH (IN)	MERV RATING OF INCLUDED MEDIA	MAX RATED AIR FLOW (CFM)	REPLACEMENT MEDIA
AXGF-E17AM	17-1/2	28	6-7/8	8	1800	PD540041
AXGF-E21AM	21-1/16	28	6-7/8	8	2000	PD540043
AXGF-E24AM	24-1/2	28	6-7/8	8	2000	PD540045



PROTECH Media Air Cleaners

High efficiency media air cleaners offer a significant improvement over one inch throwaway filters. They trap and filter to reduce major pollutants, such as dust and pollen from the air passing through the heating and cooling system. Deep pleated filters maximize surface area and increase the life of the filter. MERV stands for Minimum Efficiency Reporting Value; a rating de-

termined by testing in accordance with ASHRAE 52.2 procedures. The test rate the ability to filter particles ranging from 0.3 to 10 microns in size. A higher MERV rating indicates a greater ability to filter these pollutants.

- Fits a wide variety of equipment
- Rugged cabinet construction



PART NO	HOUSING OVERALL OD HEIGHT (IN)	HOUSING OVERALL OD DEPTH (IN)	HOUSING OVERALL OD WIDTH (IN)	MERV RATING OF INCLUDED MEDIA	MAX RATED AIR FLOW (CFM)	REPLACEMENT MEDIA
84-25050-06	16-1/4	24-7/8	7-1/8	8	1400	54-25051-04
84-25050-05	20-1/4	21-3/8	7-1/8	8	1400	54-25051-03
84-25050-01	20-1/4	24-7/8	7-1/8	8	2000	54-25051-01



Media Air Cleaner – Right Angle

- Filters angled to further maximize surface area
- Quick and easy mounting for installations that require a 90 degree duct adapter

- Platinum metallic paint
- Rugged cabinet construction



PART NO	HOUSING OVERALL OD HEIGHT (IN)	HOUSING OVERALL OD DEPTH (IN)	HOUSING OVERALL OD WIDTH (IN)	MERV RATING OF INCLUDED MEDIA	MAX RATED AIR FLOW (CFM)	REPLACEMENT MEDIA
84-25050-03	23-1/2	25-5/8	15-1/2	8	2000	54-25051-01

REPLACEMENT MEDIA FILTERS



Rheem/Ruud Replacement Media Filters

Custom sized filters for replacement of exact fit [-]XHF/[-]XGF series media air cleaners.



PART NO	MERV RATING	RATED AIR FLOW (CFM)	NOM WIDTH (IN)	NOM LGTH (IN)	NOM THICK (IN)	ACTUAL WIDTH (IN)	ACTUAL LGTH (IN)	ACTUAL THICK (IN)	CROSS REFERENCE FITS MODELS	CASE QTY	CASE REQ
PD540040	8	1400	17-1/2	21	5	17-1/4	20-3/4	4-3/8	[-]XHF-E17	2	Yes
PD540041	8	1800	17-1/2	28	5	17-1/4	27-3/4	4-3/8	[-]XGF-E17	2	Yes
PD540042	8	1800	21	21	5	20-3/4	20-3/4	4-3/8	[-]XHF-E21	2	Yes
PD540043	8	2000	21	28	5	20-3/4	27-3/4	4-3/8	[-]XGF-E21	2	Yes
PD540044	8	2000	21	24-1/2	5	20-3/4	24-1/4	4-3/8	[-]XHF-E24	2	Yes
PD540045	8	2000	24-1/2	28	5	24-5/32	27-3/4	4-3/8	[-]XGF-E24	2	Yes

REPLACEMENT MEDIA FILTERS



PROTECH Replacement Media Filters



- Fits most popular brands
- High dust-holding capacity resulting in longer service life
- Moisture resistant synthetic media

PART NO	MERV RATING	RATED AIR FLOW (CFM)	NOM WDT (IN)	NOM LGTH (IN)	NOM THICK (IN)	ACTUAL WDT (IN)	ACTUAL LGTH (IN)	ACTUAL THICK (IN)	CROSS REFERENCE FITS MODELS	CASE QTY	CASE REQ
54-25051-01	8	2000	20	25	5	19-3/4	24-1/4	5	84-25050-01,84-25050-03	3	Yes
54-25051-02	8	1400	16	25	3	15-3/4	24-1/4	3	84-25050-06	6	Yes
54-25051-11	10	1000	16	20	5	15-11/16	19-11/16	4-3/8	FC100A1003	3	Yes
54-25051-12	10	1200	16	25	5	15-15/16	24-3/4	4-3/8	FC100A1029	3	Yes
54-25051-13	10	1400	20	20	5	19-3/4	19-3/4	4-3/8	FC100A1011,84-25050-05	3	Yes



Trion Air Bear Replacement Media Filters



PART NO	MERV RATING	RATED AIR FLOW (CFM)	NOM WDT (IN)	NOM LGTH (IN)	NOM THICK (IN)	ACTUAL WDT (IN)	ACTUAL LGTH (IN)	ACTUAL THICK (IN)	CROSS REFERENCE FITS MODELS	CASE QTY	CASE REQ
252990-901	8	1400	16	25	3	15-3/4	24-1/4	3	84-25050-06	6	Yes
252990-902	8	2000	20	25	5	19-3/4	24-1/4	5	84-25050-01,84-25050-03	1	—
54-25051-03	8	1400	20	20	5	19-3/4	20-3/4	5	FC100A1011,84-25050-05	4	Yes
54-25051-04	8	1400	16	25	5	15-3/4	24-1/4	5	84-25050-06	3	Yes



Honeywell Replacement Media Filters



PART NO	MERV RATING	RATED AIR FLOW (CFM)	NOM WDT (IN)	NOM LGTH (IN)	NOM THICK (IN)	ACTUAL WDT (IN)	ACTUAL LGTH (IN)	ACTUAL THICK (IN)	CROSS REFERENCE FITS MODELS	CASE QTY	CASE REQ
FC100A1003	10	-	16	20	5	15-11/16	19-11/16	4-3/8	—	5	Yes
FC100A1029	10	-	16	25	5	15-15/16	24-3/4	4-3/8	—	5	Yes
FC100A1011	10	-	20	20	5	19-3/4	19-3/4	4-3/8	—	5	Yes
FC100A1037	10	-	20	25	5	19-7/8	24-7/8	4-3/8	—	5	Yes

ELECTRONIC AIR CLEANERS (EAC)



Electronic Air Cleaners work by placing a charge on airborne particles utilizing the principle of two-stage electrostatic precipitation and then collecting them like a magnet. They remove small, invisible particles that bypass standard air filters. Air is drawn by the ventilating system/blower through a washable metal mesh pre-filter, which traps large dust particles. The remaining particles (some as small as 0.01 microns) pass into a strong electrical field (ionizing section) where the particulate receives an electrical charge. The charged particles are then trapped into a negatively charged series of equally spaced parallel plates. The air, now cleaned of

up to 95% of its impurities, **PROTECH** is returned to the home.

- Easy to maintain; no replacement needed, simply wash the collection plates
- Traps and filters to reduce pollutants, such as dust, smoke, smog particles, mold spores and pet dander from the air passing through the heating and cooling systems
- Low pressure drop
- Optional charcoal pre-filter available for additional odor control
- Airflow sensor included; no interlock required
- Rugged cabinet construction

PART NO	MAX RATED AIR FLOW (CFM)	HOUSING OVERALL OD HEIGHT (IN)	HOUSING OVERALL OD DEPTH (IN)	HOUSING OVERALL OD WIDTH (IN)	INPUT VOLTAGE (V)	POWER CONNECT TYPE
84-25052-07	1400	20-1/4	24-7/8	7-1/8	120	Cord connected
84-25052-09	1400	24-1/4	21-3/8	7-1/8	120	Cord connected
84-25052-08	2000	24-1/4	24-7/8	7-1/8	120	Cord connected

UV DEVICES

Ultraviolet (UV) energy producing devices are extremely effective as germicidal devices to control microbial pollutants, including mold spores and bacteria. The UV-C wavelength physically breaks down and destroys cell walls of organisms exposed to the energy. Common applications for UV-C systems include protection against microbial growth on indoor evaporator coils, as well as control of airborne microbial pollutants passing through the ductwork.

CAUTION: UV energy can pose a risk of eye and skin damage. Installers should minimize the risk of UV exposure to equipment owners and service personnel by such methods as safety interlocks and appropriate placement of UV producing devices within the HVAC system.



ADPL136 UV Device (Coil or Air Treatment)



- Viewport allows safe viewing of UV lamp operation
- Safety interlock prevents lamp from lighting unless base is correctly mounted on duct
- No ozone production

- Sealed unit prevents accidental installer/homeowner contact with high voltage and UV rays
- 5-year limited warranty on fixture and ballast; 1-year limited warranty on lamp

PART NO	TYPICAL APPLICATION	MOUNTING LOCATION	MOUNTING TYPE	BASE SIZE WxDxH (IN)	INSERTION DEPTH (IN)	VOLTAGE (V)	ELECTRICAL CONNECT	BULB WATTAGE (W)	NO OF BULBS	REPLACE BULB
ADPL136	Coil Surf/Air Treat	Coil/Return	External	5-1/2 x 7-3/4 x 3	16-1/2	120	Cord connected	36	1	864026



ADPL236 UV Device (Coil or Air Treatment)



- Viewport allows safe viewing of UV lamp operation
- Safety interlock prevents lamp from lighting unless base is correctly mounted on duct
- No ozone production

- Sealed unit prevents accidental installer/homeowner contact with high voltage and UV rays
- 5-year limited warranty on fixture and ballast; 1-year limited warranty on lamp

PART NO	TYPICAL APPLICATION	MOUNTING LOCATION	MOUNTING TYPE	BASE SIZE WxDxH (IN)	INSERTION DEPTH (IN)	VOLTAGE (V)	ELECTRICAL CONNECT	BULB WATTAGE (W)	NO OF BULBS	REPLACE BULB
ADPL236	Coil Surf/Air Treat	Coil/Return	External	14-5/8 x 7-1/4 x 3	16-1/2	120	Cord connected	36	2	864026



PCOGRID for Lumalier ADPL Series



Optional PCO grid for ADPL136 (1 required) and ADPL236 (2 required) takes advantage of Photo-catalytic oxidation (PCO) process to effectively destroys volatile organic compounds (VOCs) that create unpleasant odors including paints, cleaning supplies, cooking smells and other gases.

PART NO	DESCRIPTION
PCOGRID	TiO2 PCO Grid for ADPL Series

WHOLE-HOUSE HUMIDIFIERS

Recommended indoor humidity is between 30% and 50% – more or less can increase the likelihood of bacteria, virus, fungus and mites. Air that is too dry can act like a giant sponge, soaking moisture up from everything that it touches in the home – woodwork, wood floors and furnishings – not to mention symptoms of dry skin, chapped lips, dry nasal passages and static electricity. Advantages of humidification include:

- Adding humidification will reduce energy costs – occupants are more comfortable at lower thermostat settings
- Reduces static electricity and contributes to the well-being of pets and indoor plants
- Protects wood floors, cabinets and furnishings
- Automatic water supply – whole-house humidifiers are connected directly to the water supply and do not require manual refilling.

- Calculations based on the following assumptions:
- Indoor temp. of 70°F and 35% relative humidity
 - Outdoor temp. of 20°F and 70% relative humidity
 - 8 foot ceiling height
 - Internal moisture gain of 1 lb per hour
 - Furnace on-time of 70%
 - Construction types:

Loose House – constructed before 1930; little or no insulation; no storm doors or windows, no weather stripping or vapor barriers; no dampering of fireplaces; air change rate as high as 1.5 changes/hour

Average House – insulated with a dampered fire-place; no vapor barriers; loose storm doors and windows; Air change rate of 1.0 changes/hour

Tight House – well insulated with vapor barriers, tight storm doors and windows; dampered fire-place; air change rate of 0.50 changes/hour

Approximate sizing guide:

HOME SIZE (SQ FT)	TIGHT HOUSE (GPD)	AVERAGE HOUSE (GPD)	LOOSE HOUSE (GPD)
1500	3.0	10.0	16.5
2000	5.0	14.0	24.0
2500	7.5	19.0	30.5
3000	10.0	23.5	37.5
4000	14.5	33.0	51.5



Humidifiers – Flow-Through Bypass

Flow-Through humidification directs the airflow from the ductwork to pass through a moisture filled pad, so the air stream picks up moisture evenly and distributes it throughout the home.

- Models with water saving controls self adjust to compensate for variations in temperature, airflow and water pressure; providing maximum



performs wand water savings regardless of system conditions; water savings controls also feature a relay that can power the HVAC system blower for independent operation

- Includes self-piercing saddle valve, solenoid valve, and humidistat
- 5-year limited warranty

PART NO	HUMIDIFIER TYPE	DUCT MOUNTING LOCATION	UNIT DIM WxDxH (IN)	DUCT OPENING DIM WxH (IN)	INPUT VOLTAGE (V)	NOM CAP AT 100°F (GPD)	NOM CAP AT 120°F (GPD)	NOM CAP AT 140°F (GPD)	HUMIDISTAT CONTROLLER INCLUDED	REPLACE-MENT PAD
84-25054-09	Flow-Thru Bypass	Return or Supply	14-1/8 x 10 x 19	9-3/4 x 13	24	14.5	17.0	22.0	Manual	265470-001
84-25054-10	Flow-Thru Bypass	Return or Supply	14-1/8 x 10 x 19	9-3/4 x 13	24	14.5	17.0	22.0	Water Saver	265470-001



Humidifiers – Power

Power humidification uses an integral fan to blow air directly over a moisture filled pad into the air stream. Ideal for heat pump applications.

- Models with water saving controls self adjust to compensate for variations in temperature, airflow and water pressure; providing maximum performs wand water savings



regardless of system conditions; Water savings controls also feature a relay that can power the HVAC system blower for independent operation

- Includes self-piercing saddle valve, solenoid valve, and humidistat
- 5-year limited warranty

PART NO	HUMIDIFIER TYPE	DUCT MOUNTING LOCATION	UNIT DIM WxDxH (IN)	DUCT OPENING DIM WxH (IN)	INPUT VOLTAGE (V)	NOM CAP AT 100°F (GPD)	NOM CAP AT 120°F (GPD)	NOM CAP AT 140°F (GPD)	HUMIDISTAT CONTROLLER INCLUDED	REPLACE-MENT PAD
84-25054-11	Powered Evaporative	Supply	11-5/8 x 10-1/8 x 18-1/8	13-1/8 x 14-1/4	120	10.0	16.5	20.0	Manual	265470-001
84-25054-12	Powered Evaporative	Supply	11-5/8 x 10-1/8 x 18-1/8	13-1/8 x 14-1/4	120	10.0	16.5	20.0	Water Saver	265470-001

WHOLE-HOUSE HUMIDIFIERS



Humidifiers – Centrifugal Atomizing (HERRMIDIFIER)



This centrifugal atomizing humidifier is installed onto the return duct where a superfine mist is generated, quickly absorbed into the air, and distributed into the home. The 707U can also operate as a free standing unit where a superfine mist is fed directly in to a room. The humidistat automatically controls the operations to ensure

that the proper amount of moisture is added in to the air. The humidistat is either installed on the interior wall or in the cold air return duct upstream from the unit.

- No pads or filters
- Easy assembly
- 2-year limited warranty

PART NO	HUMIDIFIER TYPE	DUCT MOUNTING LOCATION	UNIT DIM WxDxH (IN)	DUCT OPENING DIM WxH (IN)	INPUT VOLTAGE (V)	NOM CAP AT 100°F (GPD)	NOM CAP AT 120°F (GPD)	NOM CAP AT 140°F (GPD)	HUMIDISTAT CONTROLLER INCLUDED	REPLACEMENT PAD
707U	Centrifugal Atomizing Humidifier	Return	10-1/2 x 10-1/2 x 12-1/2	—	120	6.0	6.0	6.0	Manual	—



Humidifiers – Atomizing (MISTER-MINI)



Atomizing humidification sprays a fine mist of water directly into the warm air supply duct. The water is evaporated by the warm air from the furnace. The humidistat and built-in temperature switch automatically control the humidifier to ensure that the proper amount of humidity is achieved. The built-in temperature switch prevents operation if the temperature in the warm air duct is not high enough to ensure effective evaporation. The universal humidistat, installed either on the wall or in the cold air return duct,

turns on the unit when the humidity level in the home is below the set-point air stream. Not recommended for heat pumps or systems where supply air is less than 120°F.

- No pads or filters
- Tilt-out mounting simplifies maintenance
- Push-to-lock fittings
- Capacity can be increased or decreased by changing the nozzle
- 2-year limited warranty

PART NO	HUMIDIFIER TYPE	DUCT MOUNTING LOCATION	UNIT DIM WxDxH (IN)	DUCT OPENING DIM WxH (IN)	INPUT VOLTAGE (V)	NOM CAP AT 100°F (GPD)	NOM CAP AT 120°F (GPD)	NOM CAP AT 140°F (GPD)	HUMIDISTAT CONTROLLER INCLUDED	REPLACEMENT PAD
84-25054-13	Atomizing	Supply	4-1/4 x 3-7/8 x 4-1/4	3-1/8 x 3-1/8	24	Not Recommend	12.5	12.5	Manual	—

WHOLE-HOUSE DEHUMIDIFIERS



In any season, excess humidity in the home can make for an uncomfortable indoor environment. Dampness, stickiness, and odors are just a few of the many symptoms associated with air that has too much moisture. The solution is a whole-house dehumidifier. Unlike portable units, a whole-house unit is installed in the home's

central heating and cooling system, and works to eliminate excess moisture in all rooms.



- Includes MERV 11 media filter
- Compact and easy to install enclosure
- 5-year limited warranty

PART NO	CAPACITY (PINTS/DAY @80°F AND 60% RH)	UNIT DIM LxWxH (IN)	INLET DUCT SIZE DIA (IN)	OUTLET DUCT SIZE DIA (IN)	INPUT VOLTAGE (V)	INPUT CURRENT (A)	POWER CONNECTION TYPE
D75	74	23-1/4 x 13 x 13-3/4	8	8	120	6.7	Cord Connected
D95	95	25-1/2 x 14-1/4 x 15-1/4	10	10	120	10.8	Cord Connected

HUMIDIFIER PADS



Humidifier Pads – Rectangular Honeycombed Mesh Type

PART NO	VENDOR	VENDOR PART NO	FILTER SHAPE	APPROX WIDTH (IN)	APPROX LENGTH (IN)	APPROX THICK (IN)	HUMIDIFIER CROSS REFERENCE	CASE QTY	CASE REQ
84-4EP	BestAir	40EP	Rectangular	8-1/2	9	1-5/8	Auto Flo: 40, 40S, 250	12	Yes
84-25055-02	Trion	251597-004	Rectangular	9	11	2	PROTECH 84-25054-02 Trion (Herrmidfier): 200	6	Yes
84-25055-01	Trion	251597-003	Rectangular	9	14	2	PROTECH: 84-25054-01, 84-25054-05 Trion (Herrmidfier) 100	6	Yes
HC22E1003	Honeywell	HC22E1003	Rectangular	9-1/2	10	1-1/2	Rheem/Ruud: RXIH-AB12A	10	Yes
84-A10	BestAir	A10PR	Rectangular	9-1/2	10	1-5/8	Aprilaire: 110, 220, 550, 550A, 558 Chippewa: 220; Lasko: 5000L, 5000EC, 6000 Honeywell: HE-220A, HE-220B, HE-225A, HE-225B Hamilton: 12-HF; Lennox: WB212	6	Yes
84-G13	BestAir	G13PR	Rectangular	9-1/2	11-3/4	1-1/2	General: 709, 990, 1040, 1042, 1137 Hamilton: 10HF; Williamson Power: 500	6	Yes
HC26E1004	Honeywell	HC26E1004	Rectangular	10	13	1-1/2	Rheem/Ruud: RXIH-AB17A	10	Yes
84-A35	BestAir	A35PR	Rectangular	10	13	1-5/8	Aprilaire: 350, 360, 560, 560A, 568, 600, 700, 760, 760A, 768; Honeywell: HE-260A, HE-260B, HE-265A, HE-265B, HE-360A, HE-360B, HE-365A, HE-365B, ME-360	6	Yes
84-A12	BestAir	A12PR	Rectangular	11-3/8	14-3/4	1-5/8	Aprilaire: 112, 136, 224, 440, 445, 445A, 448; Chippewa: 224, 225, 226; Walton: 600, 620, 660	12	Yes
84-G20	BestAir	G20PR	Rectangular	11-3/4	14-1/4	1-1/2	General: 1099	12	Yes



Humidifier Pads – Foam Type for Drum (Continuous)

PART NO	VENDOR	VENDOR PART NO	FILTER SHAPE	APPROX WIDTH (IN)	APPROX INSIDE DIA (IN)	APPROX OUTSIDE CIRCUM (IN)	APPROX MATERIAL THICK (IN)	HUMIDIFIER CROSS REFERENCE	CASE QTY	CASE REQ
84-A20	BestAir	200EP	Cylindrical Continuous	4-1/2	6-15/16	26-1/2	3/4	Auto Flo: 2500, 200P Peerless Aire: 31002	6	Yes
84-A40	BestAir	450EP	Cylindrical Continuous	5	3-19/32	16	3/4	Auto Flo: 400BP, 450, 1400 Peerless Aire: 31001	6	Yes
84-HM2	BestAir	HM2PR	Cylindrical Continuous	8	6-1/16	24-1/2	7/8	Ward: 24, 700; Wait: 900 Hamilton: 4D, 200D, 400D, 800D Air King: 300, 400, 410; Lobb: WA1, WA2, AD-1 Lasko: 400L, 900L; General: 67, 81 Super: 700; Humidimatic: 98, 310, 4000 Skuttle: 90, 90-S, 190, 109, H100-S Homeline: 400; Honeywell: HE120A1010	12	Yes
84-A97	BestAir	97EP	Cylindrical Continuous	9	6-5/16	24-1/2	3/4	Auto Flo: 97	6	Yes



Humidifier Pads – Foam Type for Drum (Split)

PART NO	VENDOR	VENDOR PART NO	FILTER SHAPE	APPROX WIDTH (IN)	APPROX INSIDE DIA (IN)	APPROX OUTSIDE CIRCUM (IN)	APPROX MATERIAL THICK (IN)	HUMIDIFIER CROSS REFERENCE	CASE QTY	CASE REQ
1412	Trion	1412	Cylindrical - Split	8	4-1/16	19	1	Trion (Herrmidfier): 447-1, 447C-1	—	—
1220	Trion	1220	Cylindrical - Split	8-5/8	5-7/8	24-3/4	1	Trion (Herrmidfier): 465-1, 465C-1, 470	—	—



Humidifier Pads - Foam Type for Conical Drum (Split)

PART NO	VENDOR	VENDOR PART NO	FILTER SHAPE	APPROX INSIDE M.J DIA (IN)	APPROX INSIDE MN DIA (IN)	APPROX HEIGHT (IN)	APPROX MATERIAL THICK (IN)	HUMIDIFIER CROSS REFERENCE	CASE QTY	CASE REQ
84-25055-03	Trion	2024	Truncated Cone Split	9	5	7-7/32	1	PROTECH 84-25054-03 Trion (Herrmidfier): 2000	4	Yes

PROTECH 3-STAGE IAQ-1 SYSTEM

The 3-Stage Indoor Air Quality (IAQ-1) System utilizes the latest in contamination control technology to reduce indoor pollution. It attacks all three classes of airborne contaminants: particulates, microbial and volatile organic compounds (VOCs). These include small dust particles, airborne mold spores, bacteria, viruses and chemical based odors.




The IAQ-1 is installed in the HVAC ductwork. Air in the home passes through the following stages:

- 1 Media Filter – A high efficiency MERV 11 pleated particulate filter removes over 95% of particles down to 1 micron, including pollen, dust and pet dander.
- 2 UV-C Lamps – Two UV-C ultraviolet lamps remove bio-aerosols by penetrating the microbe’s cell preventing reproduction. These include viruses, bacteria, mold spores and fungi.
- 3 Photo-catalytic oxidation (PCO) – The UV-C energy reacts with a patented Quartzel® felt material containing titanium dioxide. The Photo-catalytic oxidation (PCO) process effectively destroys volatile organic compounds (VOCs) that create unpleasant odors including paints, cleaning supplies, cooking smells and other gases.

Features include:

- Dual safety interlock switches; viewport allows safe viewing of UV lamp operation
- Mounts vertically or horizontally
- Low profile cabinet – only 10 in. high
- Front access door



PART NO	UNIT DIMENSIONS W x H x D (IN)	INPUT VOLTAGE (V)	CONNECTION TYPE	REPLACEMENT 5 IN MEDIA FILTER	REPLACEMENT 1 IN PICO FILTER	REPLACEMENT UV-C LAMP	TWO-YEAR MAINTENANCE PACK
IAQ17AH	17-1/2 x 21-3/4 x 10	120	Cord connected	PD540001	PD540004	864026	864027
IAQ17F	17-1/2 x 28 x 10	120	Cord connected	PD540001	PD540004	864026	864027
IAQ21AH	21 x 21-3/4 x 10	120	Cord connected	PD540002	PD540005	864026	864028
IAQ21F	21 x 28 x 10	120	Cord connected	PD540002	PD540005	864026	864028
IAQ24AH	24-1/2 x 21-3/4 x 10	120	Cord connected	PD540003	PD540007	864026	864029
IAQ24F	24-1/2 x 28 x 10	120	Cord connected	PD540003	PD540007	864026	864029



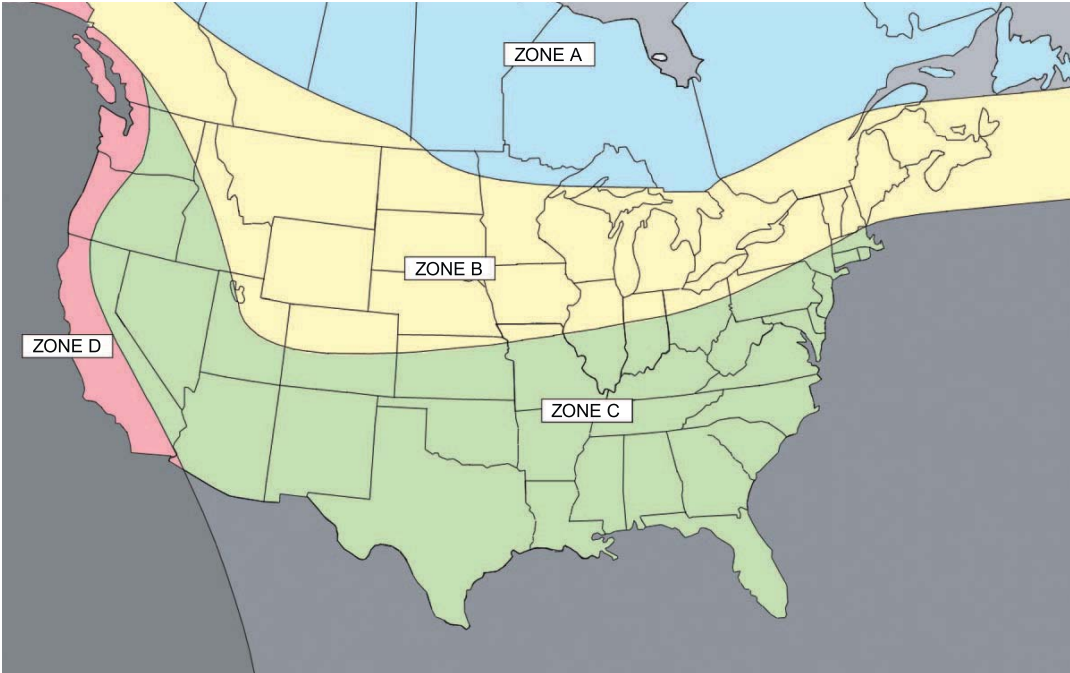
Two Year Maintenance Packs for PROTECH 3-Stage IAQ-1 System



Includes three 5 inch pleated media filters (replace every 6 months); two UV-C lamps (replace every 12 months – clean every 6 months using included cotton gloves and pre-moistened cloth).

PART NO	DESCRIPTION
864027	Two Year Maintenance Pack for IAQ17AH and IAQ17F
864028	Two Year Maintenance Pack for IAQ21AH and IAQ21F
864029	Two Year Maintenance Pack for IAQ24AH and IAQ24F

ENERGY AND HEAT RECOVERY VENTILATORS (ERV/HRV)



INSTALLATION ZONES

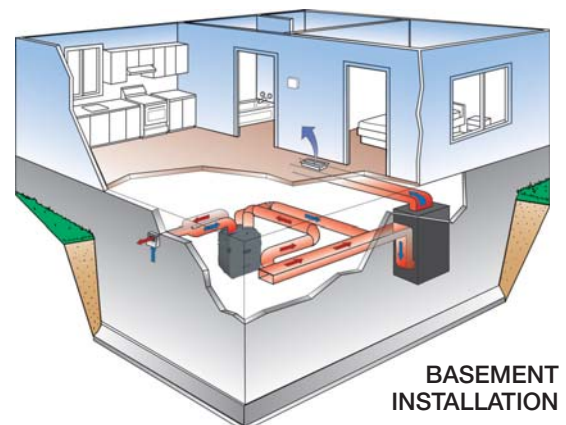
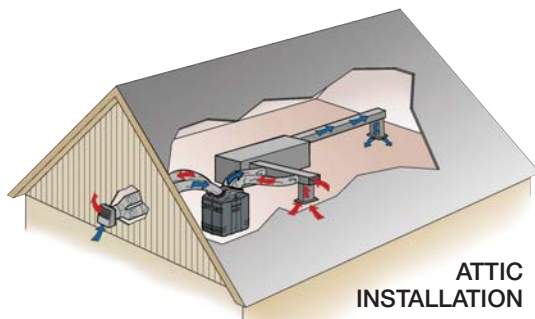
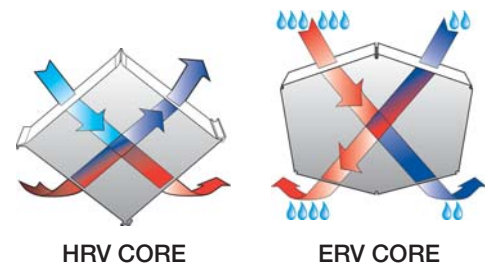
- Zone A HRV only
- Zone B ERV or HRV recommended
- Zone C ERV recommended
- Zone D HRV recommended

Energy Recovery Ventilators (ERVs) and Heat Recovery Ventilators (HRVs) are fresh air exchange appliances that take fresh air into a dwelling, clean and evenly circulate the fresh air and expel stale, polluted air while controlling humidity and minimizing heat loss/gain. The ERVs and HRVs are identical except for the recovery core (heat exchanger). HRVs are used primarily in cold northern climates while ERVs are used in the middle and southern U.S.

ERV/HRV systems use centrifugal blowers to remove the stale indoor air. The incoming and outgoing air streams moving through the system capture and transfer the heat from one air stream to another, while passing through a patented set of exchange cores. The tempera-

ture level from the indoor air is retained and transferred to the new incoming fresh outdoor air before circulating throughout the house.

- Provides a constant, controlled supply of fresh air to the home year-round
- Reduces unhealthy indoor air pollutants, such as radon, formaldehyde, smoke and odors



ENERGY AND HEAT RECOVERY VENTILATORS (ERV/HRV)



PROTECH ERV/HRV Series

- Constructed of pre-painted steel and lined with foil-faced fiberglass insulation to minimize energy loss
- Choice of wall controls (required, sold separately)
- Optional remote push-button timer available to allow utilization of ERV/HRV for spot ventilation
- 6 in. round inlets and outlets for easy duct connections
- 20 gauge pre-painted steel with corrosion resistant finish
- Smart defrost system to prevent freeze-ups
- Easily removable, washable, metal framed air filters
- Built-in 1/2 in. drain tube connection fittings
- Integral dampers for balancing air flow
- PSC motor designed for constant operation
- Three optional blower speeds, two speeds
- Ultra quiet blower design
- Deeper one-piece condensate tray
- Sturdy damper design for adverse weather conditions
- HVI certified



PART NO	PRODUCT TYPE	OVERALL DIMENSIONS H x W x D (IN)	MAX RATED AIR FLOW (CFM)	VOLTAGE INPUT (V)	INPUT CURRENT (A)	CONNECTION TYPE	WALL CONTROL	PUSH BUTTON CONTROLS	LIMITED WARRANTY CORE	LIMITED WARRANTY PARTS
84-ERV100	Energy Recovery Ventilator (ERV)	20 x 30-1/4 x 13-3/4	100	120	1.4	Cord connected	Required sold separately	Optional sold separately	5 years	2 years
84-ERV200	Energy Recovery Ventilator (ERV)	20 x 30-1/4 x 19	200	120	1.9	Cord connected	Required sold separately	Optional sold separately	5 years	2 years
84-HRV100	Heat Recovery Ventilator (HRV)	20 x 30-1/4 x 13-3/4	100	120	1.4	Cord connected	Required sold separately	Optional sold separately	Lifetime	2 years
84-HRV200	Heat Recovery Ventilator (HRV)	20 x 30-1/4 x 19	200	120	1.9	Cord connected	Required sold separately	Optional sold separately	Lifetime	2 years



Main Wall Control – Value Model

All ERV/HRV models require a main wall control. Two options are available.

PART NO	DESCRIPTION	SWITCH POSITIONS	SWITCH TYPE	INDICATORS	CONDENSATION CONTROL	SIZE W x H x D (IN)
41-40220-01	Value Wall Control	Off, Intermittent, Low, High	Push button	Mode, Air Exchange, Condensation Control Max. Speed, Maintenance	Yes	5 x 5 x 1-3/8



Main Wall Control – Economy Model

All ERV/HRV models require a main wall control. Two options are available.

PART NO	DESCRIPTION	SWITCH POSITIONS	SWITCH TYPE	INDICATORS	CONDENSATION CONTROL	SIZE W x H x D (IN)
41-40210-01	Economy Wall Control	Off, Low, High	Slide switch	None	Yes	5 x 5 x 1-3/8



Remote Push Button

This optional remote illuminated switch is typically installed in bathrooms, kitchen and laundry rooms to provide 20, 40 or 60 minutes of high speed ventilation at the push of a button.

PART NO	DESCRIPTION
41-18061-10	Remote Push Button



Metal Vent Kit

PART NO	DESCRIPTION
89-16071-00	Metal Vent Hood Kit - 6 in.



Flow Collar Installation Kit for ERV/HRV Installation

This kit is designed for the installing technician and allows easy and accurate balancing in incoming and outgoing airflow through the ERV/HRV system during installation, assuring the system is not imposing either a negative or positive pressure upon the structure.

PART NO	DESCRIPTION
11988	Flow Collar Kit

ENERGY AND HEAT RECOVERY VENTILATORS (ERV/HRV)



Filter for 84-ERV100, 84-HRV100



Sold individually; usually two are required.

PART NO	DESCRIPTION
03096	Filter - 12-7/8 in. x 11-3/4 in. x 11/16 in. (Single filter)



Filter for 84-ERV200, 84-HRV200



Sold individually; usually two are required.

PART NO	DESCRIPTION
03097	Filter - 16-3/4 in. x 11-3/4 in. x 11/16 in. (Single filter)



HEPA Filter Kit for 84-ERV-HEPA4



Includes one HEPA filter, and two pre-filters.

PART NO	DESCRIPTION
04803	HEPA Filter Kit (Includes one HEPA Filter and two Pre-Filters)



Pre-Filter Kit for 84-ERV-HEPA4



Includes two pre-filters.

PART NO	DESCRIPTION
05123	Pre-Filter Kit (Set of 2)

DYNAMIC POLARIZED MEDIA AIR CLEANERS



As tiny sub-micron particles and volatile organic compounds (VOCs) pass through the central heating and cooling system, they become polarized by the electric field inside the air cleaner. Polarized particles become larger as they join together with other polarized particles and collect on the polarized media pad. The Dynamic Air Cleaner is a non-ionizing air cleaner that removes sub-micron particles that other filters miss, including bacteria, pollen, mold and fine dust. Excellent for removing tobacco smoke and residual odors.

- Very high multiple pass efficiency (95-99% for particles of 0.3 to 0.5 micron size); rises as the air cleaner loads (confirmed by independent laboratories)
- Equivalency to MERV 13 rating on more

traditional media filters

- Air cleaners fit directly into existing filter racks or return air grilles
- 24V power supply; optional transformer 84-110V-24V plugs directly into a 120V outlet
- 6000VDC output voltage to polarized media
- No ozone production
- Low static resistance to airflow; maximum recommended face velocity: 500 FPM
- Disposable carbon-filled media pads only require a few minutes to change; requires replacement every three to four months
- Custom sizes available
- Toll-Free NATE certified Technical Support 800.578.7873
- 5-year limited warranty



PART NO	NOMINAL HEIGHT (IN)	NOMINAL LENGTH (IN)	THICKNESS (IN)	REPLACEMENT MEDIA
84-10X20-1	10	20	1	54-10X20-R
84-10X25-1	10	25	1	54-10X25-R
84-10X30-1	10	30	1	54-10X30-R
84-12X12-1	12	12	1	54-12X12-R
84-12X20-1	12	20	1	54-12X20-R
84-12X24-1	12	24	1	54-12X24-R
84-12X25-1	12	25	1	54-12X25-R
84-12X30-1	12	30	1	54-12X30-R
84-12X36-1	12	36	1	54-12X36-R
84-14X14-1	14	14	1	54-14X14-R
84-14X20-1	14	20	1	54-14X20-R
84-14X24-1	14	24	1	54-14X24-R
84-14X25-1	14	25	1	54-14X25-R
84-14X30-1	14	30	1	54-14X30-R
84-14X38-1	14	38	1	54-14X38-R
84-15X20-1	15	20	1	54-15X20-R
84-16X16-1	16	16	1	54-16X16-R
84-16X20-1	16	20	1	54-16X20-R
84-16X20-2	16	20	2	54-16X20-R
84-16X22-1	16	22	1	54-16X22-R
84-16X24-1	16	24	1	54-16X24-R
84-1RF-16X25-1	16	25	1	54-16X25-R
84-16X25-1	16	25	1	54-16X25-R
84-16X25-2	16	25	2	54-16X25-R
84-16X30-1	16	30	1	54-16X30-R
84-16X36-1	16	36	1	54-16X36-R
84-16-1/2X21-1	16-1/2	21	1	54-16-1/2X21-R
84-1RF-AA2400-1	16-5/8	27-1/2	1	—
84-17X28.25-1	17	28-1/4	1	54-17X28.25-R
84-17.25X29.5-1	17-1/4	29-1/2	1	—
84-17.5X23-1	17-3/8	23-3/8	1	54-17.5X23-R
84-18X18-1	18	18	1	54-18X18-R
84-18X20-1	18	20	1	54-18X20-R
84-18X23-1	18	23	1	—
84-18X24-1	18	24	1	54-18X24-R
84-18X25-1	18	25	1	54-18X25-R
84-18X30-1	18	30	1	54-18X30-R

(continued on next page)

DYNAMIC POLARIZED MEDIA AIR CLEANERS



PART NO	NOMINAL HEIGHT (IN)	NOMINAL LENGTH (IN)	THICKNESS (IN)	REPLACEMENT MEDIA
84-19X19-1	19-3/8	19-3/8	1	54-19X19-R
84-19X23-1	19-3/8	23-3/8	1	54-19X23-R
84-19X29-1	19-3/8	29-3/8	1	54-19X29-R
84-19.5X19.5-1	19-1/2	19-1/2	1	—
84-19.5X26-1	19-1/2	26	1	54-19.5X26-R
84-20X20-1	20	20	1	54-20X20-R
84-20X20-2	20	20	2	54-20X20-R
84-20X21.58-1	20	21-5/8	1	54-20x21.58-R
84-20X24-1	20	24	1	54-20X24-R
84-1RF-20X24.25-1	20	24-1/4	1	54-20X24.25-R
84-1RF-20X25-1	20	25	1	54-20X25-R
84-20X25-1	20	25	1	54-20X25-R
84-20X25-2	20	25	2	54-20X25-R
84-20X28-1	20	28	1	54-20X28-R
84-20X30-1	20	30	1	54-20X30-R
84-20X32-1	20	32	1	54-20X32-R
84-20X36-1	20	36	1	54-20X36-R
84-20X40-1	20	40	1	54-20X40-R
84-20X48-1	20	48	1	54-20X48-R
84-20.5X26-1	20-1/2	26	1	—
84-21X23-1	21	23	1	—
84-21X24-1	21	24	1	54-21X24-R
84-21.5X25.5-1	21-1/2	25-1/2	1	54-21.5X25.5-R
84-1RF-AA2200-1	21-1/2	25-1/2	1	54-21.5X25.5-R
84-22X28-1	22	28	1	54-22X28-R
84-22X30-1	22	30	1	54-22X30-R
84-22X36-1	22	36	1	54-22X36-1
84-23X27-1	23	27	1	54-23X27-R
84-23X23-1	23-3/8	23-3/8	1	54-23X23-R
84-24X24-1	24	24	1	54-24X24-R
84-24X24-2	24	24	2	54-24X24-R
84-24X30-1	24	30	1	54-24X30-R
84-24X34-1	24	34	1	—
84-24X36-1	24	36	1	54-24X36-R
84-25X25-1	25	25	1	54-25X25-R
84-26-1/2X35-1/4-1	26-1/2	35-1/4	1	54-26-1/2X35-1/4-R
84-28X32-1	28	32	1	54-28X32-R
84-28X34-1	28	34	1	54-28X34-R
84-28X36-1	28	36	1	54-28X36-R
84-30X30-1	30	30	1	54-30X30-R
84-30X32-1	30	32	1	54-30X32-R
84-30X36-1	30	36	1	54-30X36-R


DYNAMIC POLARIZED MEDIA AIR CLEANERS



Replacement 24V Power Head

PART NO	DESCRIPTION
24VPWRPK	Replacement 24V Power Head for Dynamic Polarized Media Air Cleaners

WASHABLE FILTERS



OEM Replacement Permanent Washable Filters

Custom sizes for replacement of filters shipped with Rheem, Ruud, and WeatherKing equipment.

PART NO	ACTUAL WIDTH (IN)	ACTUAL LENGTH (IN)	ACTUAL THICKNESS (IN)
54-22699-01	12	20	3/8
68-101807-01	12-3/4	21	3/8
54-22699-02	14	20	3/8
54-24094-01	15-3/4	25	3/8
68-101807-02	16-1/4	21	3/8
54-24094-02	19-1/4	25	3/8
68-101807-03	19-3/4	21	3/8
54-24094-03	22-3/4	25	3/8
68-101807-04	23-1/4	21	3/8

FILTERLOCK – FILTER SLOT COVER



- Seals air filter slot
- Magnetically attaches to metal duct
- One-size-fits-all – For all standard air filters



PART NO	DESCRIPTION	CASE QTY	CASE REQ
540031	FilterLock – Filter Slot Cover	10	Yes

FILTER BASES

OEM ACCESSORY FILTER BASES



RXHF Residential Air Handler Series – Upflow with Hinged Door



PART NO	HOUSING OVERALL OD WIDTH (IN)	HOUSING OVERALL OD LENGTH (IN)	HOUSING OVERALL OD HEIGHT (IN)	AIR OPENING INLET DIM WIDTH (IN)	AIR OPENING INLET DIM LENGTH (IN)	AIR OPENING OUTLET DIM WIDTH (IN)	AIR OPENING OUTLET DIM LENGTH (IN)
RXHF-17	17-1/2	21	3-5/8	15-3/4	19-1/2	15-3/4	19-1/2
RXHF-21	21	21	3-5/8	19-1/4	19-1/2	19-1/4	19-1/2
RXHF-24	25-1/2	21	3-5/8	22-3/4	19-1/2	22-3/4	19-1/2

RXGF-CA Side Return Filter Rack – Gas Upflow



PART NO	HOUSING OVERALL OD WIDTH (IN)	HOUSING OVERALL OD LENGTH (IN)	HOUSING OVERALL OD HEIGHT (IN)	AIR OPENING INLET DIM WIDTH (IN)	AIR OPENING INLET DIM LENGTH (IN)	AIR OPENING OUTLET DIM WIDTH (IN)	AIR OPENING OUTLET DIM LENGTH (IN)
RXGF-CA	25-1/8	16-1/8	2-1/16	25	16	25	16

RXGF-CB Bottom Mount Filter Rack – Gas Upflow

- Adjustable for 14, 17-1/2, 21 and 24-1/2 inch cabinet widths with jacket lengths of 28-1/16 inches
- Filter media sizes range from nominal 14 x 24 to 24 x 24 sizes, up to 1 inch thick



PART NO	HOUSING OVERALL OD WIDTH (IN)	HOUSING OVERALL OD LENGTH (IN)	HOUSING OVERALL OD HEIGHT (IN)	AIR OPENING INLET DIM WIDTH (IN)	AIR OPENING INLET DIM LENGTH (IN)	AIR OPENING OUTLET DIM WIDTH (IN)	AIR OPENING OUTLET DIM LENGTH (IN)
RXGF-CB	24-1/2 - 14	28-1/4	3-1/2	21-3/4 - 11-1/4	24-1/4	(23-7/8 - 13-3/8)	24-1/4

RXGF-CC Top Mount Filter Rack – Gas Downflow



PART NO	HOUSING OVERALL OD WIDTH (IN)	HOUSING OVERALL OD LENGTH (IN)	HOUSING OVERALL OD HEIGHT (IN)	AIR OPENING INLET DIM WIDTH (IN)	AIR OPENING INLET DIM LENGTH (IN)	AIR OPENING OUTLET DIM WIDTH (IN)	AIR OPENING OUTLET DIM LENGTH (IN)
RXGF-CC	24-3/4	21	16	23-1/4	19-3/4	23-1/2	20-1/4

RXGF-CD Side Return Filter Rack – Gas Upflow



PART NO	HOUSING OVERALL OD WIDTH (IN)	HOUSING OVERALL OD LENGTH (IN)	HOUSING OVERALL OD HEIGHT (IN)	AIR OPENING INLET DIM WIDTH (IN)	AIR OPENING INLET DIM LENGTH (IN)	AIR OPENING OUTLET DIM WIDTH (IN)	AIR OPENING OUTLET DIM LENGTH (IN)
RXGF-CD	25-1/8	16-1/8	2-1/8	24	14-3/4	25	16

NO OF FILTERS PER UNIT	REPLACEMENT MEDIA DIM NOMINAL (IN)	REPLACEMENT MEDIA DIM ACTUAL (IN)	REPLACEMENT MEDIA THICK (IN)	INSULATION	TYPICAL APPLICATION	DUCT CONFIG	DOOR TYPE	DOOR OPENING ON
1	16 x 20	15-7/8 x 19-11/16	1 or 2	Yes	Upflow - Electric	Through	Hinged	17-1/2 Side
1	20 x 20	19-9/16 x 19-9/16	1 or 2	Yes	Upflow - Electric	Through	Hinged	21 Side
1	20 x 25	19-3/4 x 24-1/2	1 or 2	Yes	Upflow - Electric	Through	Hinged	25-1/2 Side

NO OF FILTERS PER UNIT	REPLACEMENT MEDIA DIM NOMINAL (IN)	REPLACEMENT MEDIA DIM ACTUAL (IN)	REPLACEMENT MEDIA THICK (IN)	INSULATION	TYPICAL APPLICATION	DUCT CONFIG	DOOR TYPE	DOOR OPENING ON
1	16 x 25	15-7/8 x 24-7/8	1	No	Side Return - Gas Upflow	Through	Slide Out	16-1/8 Side

NO OF FILTERS PER UNIT	REPLACEMENT MEDIA DIM NOMINAL (IN)	REPLACEMENT MEDIA DIM ACTUAL (IN)	REPLACEMENT MEDIA THICK (IN)	INSULATION	TYPICAL APPLICATION	DUCT CONFIG	DOOR TYPE	DOOR OPENING ON
1	(14 x 24) - (24 x 24)	(13-3/4 x 23-3/4) - (23-3/4 x 23-3/4)	1	No	Bottom Mount - Gas Upflow	Through	Lift-Out	24-1/2 Side

NO OF FILTERS PER UNIT	REPLACEMENT MEDIA DIM NOMINAL (IN)	REPLACEMENT MEDIA DIM ACTUAL (IN)	REPLACEMENT MEDIA THICK (IN)	INSULATION	TYPICAL APPLICATION	DUCT CONFIG	DOOR TYPE	DOOR OPENING ON
2	12 x 20, 14 x 20	11-15/16 x 19-15/16 13-15/16 x 19-15/16	1	No	Downflow - Gas	Through	Lift-Out	24-1/2 Side

NO OF FILTERS PER UNIT	REPLACEMENT MEDIA DIM NOMINAL (IN)	REPLACEMENT MEDIA DIM ACTUAL (IN)	REPLACEMENT MEDIA THICK (IN)	INSULATION	TYPICAL APPLICATION	DUCT CONFIG	DOOR TYPE	DOOR OPENING ON
1	16 x 25	15-7/8 x 24-7/8	1	No	Side Return - Gas Upflow	Through	Slide Out	16-1/8 Side

FILTER BASES

MCDANIEL METAL FILTER BASES

McDaniel Metals, Inc.

Filter Bases – Upflow with Hinged Door (ACD, ACG Series)



- Uses standard filter sizes
- Hinged door provides easy filter access
- Gasketed door ensures tight seal
- Fully insulated

PART NO	VENDOR PART NO	SERIES	HOUSING OVERALL OD WIDTH (IN)	HOUSING OVERALL OD LENGTH (IN)	HOUSING OVERALL OD HEIGHT (IN)	AIR OPENING INLET DIM WIDTH (IN)	AIR OPENING INLET DIM LENGTH (IN)	AIR OPENING OUTLET DIM WIDTH (IN)
54-1420-E3	1420-E3	ACE	15-3/8	22	3-3/4	12-7/8	19	12-7/8
54-1420-E6	1420-E6	ACE	15-3/8	22	5-3/4	12-7/8	19	12-7/8
54-1425-G3	1425-G3	ACG	15-3/8	28-1/2	3-3/4	12-7/8	26-1/2	12-7/8
54-1425-G6	1425-G6	ACG	15-3/8	28-1/2	5-3/4	12-7/8	26-1/2	12-7/8
54-1620-E3	1620-E3	ACE	17-3/8	22	3-3/4	14-7/8	19	14/7/8
54-1620-E6	1620-E6	ACE	17-3/8	22	5-3/4	14-7/8	19	14/7/8
54-1625-G3	1625-G3	ACG	17-3/8	28-1/2	3-3/4	14-7/8	26-1/2	14/7/8
54-1625-G6	1625-G6	ACG	17-3/8	28-1/2	5-3/4	14-7/8	26-1/2	14/7/8
54-1625-H6	1625-H6	ACG	17-3/8	28-1/2	5-3/4	14-7/8	26-1/2	14/7/8
54-2020-E3	2020-E3	ACE	21-3/8	22	3-3/4	17-1/4	19	17-1/4
54-2020-E6	2020-E6	ACE	21-3/8	22	5-3/4	18-7/8	19	18-7/8
54-2025-E6N	2025-E6N	ACE	21-3/8	25	5-3/4	18-3/4	23	18-3/4
54-2025-G3	2025-G3	ACG	21-3/8	28-1/2	3-3/4	18-7/8	26-1/2	18-7/8
54-2025-G6	2025-G6	ACG	21-3/8	28-1/2	5-3/4	18-7/8	26-1/2	18-7/8
54-2424-G3	2424-G3	ACG	25-3/8	28-1/2	3-3/4	22-7/8	26-1/2	22-7/8
54-2424-G6	2424-G6	ACG	25-3/8	28-1/2	5-3/4	22-7/8	26-1/2	22-7/8
54-2025-E3	2025-E3	ACE	26-3/8	22	3-3/4	19	23-7/8	23/7/8
54-2025-E6	2025-E6	ACE	26-3/8	22	5-3/4	19	23-7/8	23-7/8

Filter Bases – Downflow with Flip Latch Door (CF Series)



- Uses standard filter sizes
- Easy filter access
- Filter access without vent pipe interference
- Filters angled to maximize surface area
- Embossed heavy gauge steel construction
- Fully insulated

PART NO	VENDOR PART NO	SERIES	HOUSING OVERALL OD WIDTH (IN)	HOUSING OVERALL OD LENGTH (IN)	HOUSING OVERALL OD HEIGHT (IN)	AIR OPENING INLET DIM WIDTH (IN)	AIR OPENING INLET DIM LENGTH (IN)	AIR OPENING OUTLET DIM WIDTH (IN)
54-1020-CF1	1020-CF1	CF	15-3/4	21-3/8	12	12-5/8	20-1/8	13-3/4
54-1020-CF2	1020-CF2	CF	18-3/4	21-3/8	12	16-1/8	20-1/8	16-3/4
54-1020-CF3	1020-CF3	CF	23-1/4	21-3/8	12	20	20-1/8	21-1/4
54-1020-CF4	1020-CF4	CF	27-3/4	21-3/8	12	23-3/8	20-1/8	25-3/4

Filter Bases – Horizontal with Hinged Door (HR, HRB Series)



- Uses standard filter sizes
- Horizontal or side return applications
- Fully insulated
- HR models include duct flange
- HRB models blocked on both sides

PART NO	VENDOR PART NO	SERIES	HOUSING OVERALL OD WIDTH (IN)	HOUSING OVERALL OD LENGTH (IN)	HOUSING OVERALL OD HEIGHT (IN)	AIR OPENING INLET DIM WIDTH (IN)	AIR OPENING INLET DIM LENGTH (IN)	AIR OPENING OUTLET DIM WIDTH (IN)
54-2025-HR25	2025-HR25	HR	6-5/8	20-1/2	25	19-3/4	19	Solid - Cut in Field
54-2025-HRB25	2025-HRB25	HRB	6-5/8	20-1/2	25	Solid - Cut in Field	Solid - Cut in Field	Solid - Cut in Field
54-2025-HRB20	2025-HRB20	HRB	6-5/8	25-1/2	20	Solid - Cut in Field	Solid - Cut in Field	Solid - Cut in Field
54-2025-HR20	2025-HR20	HR	6-5/8	25-1/2	20	19-3/4	19	Solid - Cut in Field

AIR OPENING OUTLET DIM LENGTH (IN)	NO OF FILTERS PER UNIT	REPLACEMENT MEDIA DIM NOMINAL (IN)	REPLACEMENT MEDIA DIM ACTUAL (IN)	REPLACEMENT MEDIA THICK (IN)	INSULATION	TYPICAL APPLICATION	DUCT CONFIG	DOOR TYPE	DOOR OPENING ON
19	1	14 x 20	13-15/16 x 19-15/16	1 or 2	Yes	Upflow - Electric	Through	Hinged	15-3/8 Side
19	1	14 x 20	13-15/16 x 19-15/16	1,2 or 4	Yes	Upflow - Electric	Through	Hinged	15-3/8 Side
26-1/2	1	14 x 25	13-15/16 x 24-15/16	1 or 2	Yes	Upflow - Gas	Through	Hinged	15-3/8 Side
26-1/2	1	14 x 25	13-15/16 x 24-15/16	1,2 or 4	Yes	Upflow - Gas	Through	Hinged	15-3/8 Side
19	1	16 x 20	15-7/8 x 19-11/16	1 or 2	Yes	Upflow - Electric	Through	Hinged	17-3/8 Side
19	1	16 x 20	15-7/8 x 19-11/16	1,2 or 4	Yes	Upflow - Electric	Through	Hinged	17-3/8 Side
26-1/2	1	16 x 25	15-7/8 x 24-7/8	1 or 2	Yes	Upflow - Gas	Through	Hinged	17-3/8 Side
26-1/2	1	16 x 25	15-7/8 x 24-7/8	1,2 or 4	Yes	Upflow - Gas	Through	Hinged	17-3/8 Side
26-1/2	1	16 x 25 Honeywell F100	15-7/8 x 24-7/8 Honeywell F100	1,2 or 4	Yes	Upflow - Gas	Through	Hinged	17-3/8 Side
19	1	20 x 20	19-9/16 x 19-9/16	1 or 2	Yes	Upflow - Electric	Through	Hinged	21-3/8 Side
19	1	20 x 20	19-9/16 x 19-9/16	1,2 or 4	Yes	Upflow - Electric	Through	Hinged	21-3/8 Side
23	1	20 x 25	19-3/4 x 24-1/2	1,2 or 4	Yes	Upflow - Electric	Through	Hinged	21-3/8 Side
26-1/2	1	20 x 25	19-3/4 x 24-1/2	1 or 2	Yes	Upflow - Gas	Through	Hinged	21-3/8 Side
26-1/2	1	20 x 25	19-3/4 x 24-1/2	1,2 or 4	Yes	Upflow - Gas	Through	Hinged	21-3/8 Side
26-1/2	1	24 x 24	23-5/8 x 23-5/8	1 or 2	Yes	Upflow - Gas	Through	Hinged	25-3/8 Side
26-1/2	1	24 x 24	23-5/8 x 23-5/8	1,2 or 4	Yes	Upflow - Gas	Through	Hinged	25-3/8 Side
19	1	20 x 25	19-3/4 x 24-1/2	1 or 2	Yes	Upflow - Electric	Through	Hinged	26-3/8 Side
19	1	20 x 25	19-3/4 x 24-1/2	1,2 or 4	Yes	Upflow - Electric	Through	Hinged	26-3/8 Side

AIR OPENING OUTLET DIM LENGTH (IN)	NO OF FILTERS PER UNIT	REPLACEMENT MEDIA DIM NOMINAL (IN)	REPLACEMENT MEDIA DIM ACTUAL (IN)	REPLACEMENT MEDIA THICK (IN)	INSULATION	TYPICAL APPLICATION	DUCT CONFIG	DOOR TYPE	DOOR OPENING ON
19-7/8	2	10 x 20	9-7/8 x 19-7/8	1	Yes	Downflow - Gas	Through	Flip Latch	15-3/4 Side
19-7/8	3	10 x 20	9-7/8 x 19-7/8	1	Yes	Downflow - Gas	Through	Flip Latch	18-3/4 Side
19-7/8	3	10 x 20	9-7/8 x 19-7/8	1	Yes	Downflow - Gas	Through	Flip Latch	23-1/4 Side
19-7/8	4	10 x 20	9-7/8 x 19-7/8	1	Yes	Downflow - Gas	Through	Flip Latch	27-3/4 Side

AIR OPENING OUTLET DIM LENGTH (IN)	NO OF FILTERS PER UNIT	REPLACEMENT MEDIA DIM NOMINAL (IN)	REPLACEMENT MEDIA DIM ACTUAL (IN)	REPLACEMENT MEDIA THICK (IN)	INSULATION	TYPICAL APPLICATION	DUCT CONFIG	DOOR TYPE	DOOR OPENING ON
Solid - Cut in Field	1	20 x 25	19-3/4 x 24-1/2	1,2, or 4	Yes	Horizontal	Through	Hinged	25 Side
Solid - Cut in Field	1	20 x 25	19-3/4 x 24-1/2	1,2 or 4	Yes	Horizontal - Blank	Through	Hinged	25 Side
Solid - Cut in Field	1	20 x 25	19-3/4 x 24-1/2	1,2 or 4	Yes	Horizontal - Blank	Through	Hinged	20 Side
Solid - Cut in Field	1	20 x 25	19-3/4 x 24-1/2	1,2, or 4	Yes	Horizontal	Through	Hinged	20 Side

FILTER BASES

MCDANIEL METAL FILTER BASES

McDaniel Metals, Inc.

Filter Bases – Upflow (Labor Saver – LS Series)

- Adjustable rack for 1 in., 2 in. or 4 in. filters
- Uses standard filter sizes
- Easy hardware-free dual-sized filter access
- Fully insulated with 1 in. insulation
- Filters angled to maximize surface area
- Embossed heavy gauge steel construction
- Elevated boxes raises furnace to plenum for efficient installation



PART NO	VENDOR PART NO	SERIES	HOUSING OVERALL OD WIDTH (IN)	HOUSING OVERALL OD LENGTH (IN)	HOUSING OVERALL OD HEIGHT (IN)	AIR OPENING INLET DIM WIDTH (IN)	AIR OPENING INLET DIM LENGTH (IN)	AIR OPENING OUTLET DIM WIDTH (IN)
54-2232-LS	2232-LS	LS	32	22-1/2	14	9-1/2	20-1/2	14-1/2
54-2832-LS	2832-LS	LS	32	28-1/2	14	8	24	13-1/2
54-2240-LS	2240-LS	LS	40	22-1/2	14	12	20-1/2	20
54-2840-LS	2840-LS	LS	40	28-1/2	14	10	24	19

Upflow Plenums (UFFPE, UFFPG Series)

- Adjustable rack for 1 in., 2 in. and 4 in. filters
- Uses standard filter sizes
- Hinged door for easy filter access
- Return access on sides and rear
- No need for construction platform
- Gasketed door for tight seal
- 24 gauge steel construction



PART NO	VENDOR PART NO	SERIES	HOUSING OVERALL OD WIDTH (IN)	HOUSING OVERALL OD LENGTH (IN)	HOUSING OVERALL OD HEIGHT (IN)	AIR OPENING INLET DIM WIDTH (IN)	AIR OPENING INLET DIM LENGTH (IN)	AIR OPENING OUTLET DIM WIDTH (IN)
UFFPE14	UFFPE14	UFFPE	15-1/2	22	18	Solid - Cut in Field	Solid - Cut in Field	13
UFFPG14	UFFPG14	UFFPG	15-1/2	29	18	Solid - Cut in Field	Solid - Cut in Field	13
UFFPE17	UFFPE17	UFFPE	17-1/2	22	18	Solid - Cut in Field	Solid - Cut in Field	15
UFFPG17	UFFPG17	UFFPG	17-1/2	29	18	Solid - Cut in Field	Solid - Cut in Field	15
UFFPE21	UFFPE21	UFFPE	21-1/2	22	18	Solid - Cut in Field	Solid - Cut in Field	19
UFFPG21	UFFPG21	UFFPG	21-1/2	29	18	Solid - Cut in Field	Solid - Cut in Field	19
UFFPG25	UFFPG25	UFFPG	25-1/2	29	18	Solid - Cut in Field	Solid - Cut in Field	23
UFFPE24	UFFPE24	UFFPE	26-1/2	22	18	Solid - Cut in Field	Solid - Cut in Field	24

Baseline 2.0 Short with Hinged Door (BLG2, BLE2 Series)

- Uses standard filter sizes
- Hinged door for easy filter access
- Gasketed door for tight seal
- Fully insulated



PART NO	VENDOR PART NO	SERIES	HOUSING OVERALL OD WIDTH (IN)	HOUSING OVERALL OD LENGTH (IN)	HOUSING OVERALL OD HEIGHT (IN)	AIR OPENING INLET DIM WIDTH (IN)	AIR OPENING INLET DIM LENGTH (IN)	AIR OPENING OUTLET DIM WIDTH (IN)
BLE2-1620-2	BLE2-1620-2	ACE	17-3/8	22	2-3/4	14-7/8	19	14-7/8
BLE2-2020-2	BLE2-2020-2	ACE	21-3/8	22	2-3/4	17-1/4	19	17-1/4
BLG2-1425-2	BLE2-1425-2	ACE	15-3/8	28-3/8	2-3/4	12-7/8	26-1/2	12-7/8
BLG2-1625-2	BLE2-1625-2	ACE	17-3/8	28-3/8	2-3/4	14-7/8	26-1/2	14-7/8
BLG2-2025-2	BLE2-2025-2	ACE	21-3/8	28-3/8	2-3/4	18-7/8	26-1/2	18-7/8

AIR OPENING OUTLET DIM LENGTH (IN)	NO OF FILTERS PER UNIT	REPLACEMENT MEDIA DIM NOMINAL (IN)	REPLACEMENT MEDIA DIM ACTUAL (IN)	REPLACEMENT MEDIA THICK (IN)	INSULATION	TYPICAL APPLICATION	DUCT CONFIG	DOOR TYPE	DOOR OPENING ON
20-1/2	1	20 x 20	19-9/16 x 19-9/16	1,2, or 4	Yes	Upflow Gas/Electric (Labor Saver)	180° Angle	Lift-Out	32 Side
26-1/2	1	20 x 25	19-3/4 x 24-1/2	1,2, or 4	Yes	Upflow Gas/Electric (Labor Saver)	180° Angle	Lift-Out	32 Side
20-1/2	1	20 x 25	19-3/4 x 24-1/2	1,2, or 4	Yes	Upflow Gas/Electric (Labor Saver)	180° Angle	Lift-Out	40 Side
26-1/2	1	24 x 24	23-5/8 x 23-5/8	1,2, or 4	Yes	Upflow Gas/Electric (Labor Saver)	180° Angle	Lift-Out	40 Side

AIR OPENING OUTLET DIM LENGTH (IN)	NO OF FILTERS PER UNIT	REPLACEMENT MEDIA DIM NOMINAL (IN)	REPLACEMENT MEDIA DIM ACTUAL (IN)	REPLACEMENT MEDIA THICK (IN)	INSULATION	TYPICAL APPLICATION	DUCT CONFIG	DOOR TYPE	DOOR OPENING ON
19	1	14 x 20	13-15/16 x 19-15/16	1,2 or 4	No	Upflow - Electric	Through	Hinged	15-1/2 Side
26	1	14 x 25	13-15/16 x 24-15/16	1,2 or 4	No	Upflow - Gas	Through	Hinged	15-1/2 Side
19	1	16 x 20	15-7/8 x 19-11/16	1,2 or 4	No	Upflow - Electric	Through	Hinged	17-1/2 Side
26	1	16 x 25	15-7/8 x 24-7/8	1,2 or 4	No	Upflow - Gas	Through	Hinged	17-1/2 Side
19	1	20 x 20	19-9/16 x 19-9/16	1,2 or 4	No	Upflow - Electric	Through	Hinged	21-1/2 Side
26	1	20 x 25	19-3/4 x 24-1/2	1,2 or 4	No	Upflow - Gas	Through	Hinged	21-1/2 Side
26	1	24 x 24	23-5/8 x 23-5/8	1,2 or 4	No	Upflow - Gas	Through	Hinged	25-1/2 Side
19	1	25 x 20	24-1/2 x 19-3/4	1,2 or 4	No	Upflow - Electric	Through	Hinged	26-1/2 Side

AIR OPENING OUTLET DIM LENGTH (IN)	NO OF FILTERS PER UNIT	REPLACEMENT MEDIA DIM NOMINAL (IN)	REPLACEMENT MEDIA DIM ACTUAL (IN)	REPLACEMENT MEDIA THICK (IN)	INSULATION	TYPICAL APPLICATION	DUCT CONFIG	DOOR TYPE	DOOR OPENING ON
19	1	16 x 20	15-7/8 x 19-11/16	1	Yes	Upflow - Electric	Through	Hinged	17-3/8
19	1	20 x 20	19-9/16 x 19-9/16	1	Yes	Upflow - Electric	Through	Hinged	21-3/8
26-1/2	1	14 x 25	13-15/16 x 24-15/16	1	Yes	Upflow - Gas	Through	Hinged	15-3/8
26-1/2	1	16 x 25	15-7/8 x 24-7/8	1	Yes	Upflow - Gas	Through	Hinged	17-3/8
26-1/2	1	20 x 25	19-3/4 x 24-1/2	1	Yes	Upflow - Gas	Through	Hinged	21-3/8

MINI-SPLITS ACCESSORIES



Mini-Split Tool Kit

Provides all the tools needed to install or repair virtually any mini-split unit on the market in one convenient pack-age. The kit is a convenient package of premium tools are all 410A compatible and allow a technician to get the job done right accurately. Kit includes:

- torque wrench set
- 2-way ball valve manifold gauge set
- mastercool hvac bag
- eccentric flaring tool kit
- universal valve core remover/installer kit
- two straight adapter fittings



PART NO	DESCRIPTION
70200-MSK	Mini-Split Tool Kit



CompleteCare Mini-Split Kit

Over time, the inside of Mini-Split units become plugged with dirt and grime, coated with mold and mildew. The coil, blower wheel, condensate pan and plastic housing need to be cleaned and disinfected regularly. In addition, drain pan treatment is recommended to guard against overflows due to plugged drain lines. The CompleteCare Mini-Split Kit is the solution to all of these problems and is designed to do the job quickly and

effectively. Kit contains:

- One 18 oz. can Evap-Fresh™ No Rinse Evaporator Coil Cleaner & Disinfectant – cleans, disinfects, and deodorizes the evaporator coil as well as control mold and mildew
- One PurCool® Green Mini Strip. – can be cut to size, will treat the drain pan and prevent slime buildup in drain lines and overflows



PART NO	DESCRIPTION	CASE QTY	CASE REQ	DIRECT SHIP
4151-08	CompleteCare Mini-Split Kit	—	—	—



Universal Mini-Split Remote Control

- 4000 different codes compatible with multiple air conditioning equipment brands
- No programming necessary for several recognizable air conditioning brands
- User-friendly auto-search code function
- Energy-saving sleep function
- Clock settings and 24-hr on-off timer
- General lock function to prevent undesired programming changes
- Bright LCD display
- Memory function: settings are not lost during battery change-out
- Fahrenheit and Celsius display settings

PART NO	DESCRIPTION
CU5000	Mini-Split Universal Remote



Mini-Split Condensate Pumps – Sauermann Si-30 & Si-33 Series

- Suitable for most mini-splits up to 60,000 BTU/HR (Si-30 Series) and up to 100,000 BTU/HR (Si-33 Series)
- Consists of pump unit and remote detection unit fitted with three level float (on/off/alarm)
- Low maintenance filter-free detection unit
- Quiet operation
- Kit contents:

- Pump unit
- Detection unit with float
- Anti-vibration mounting bracket
- Power cable (5 ft.)
- Detector installation kit with rubber elbow, vent tube, and mounting rail
- Cable ties (6)
- Adhesive



PART NO	VENDOR PART NO	INPUT VOLTAGE (V)	SAFETY SWITCH	OVERALL DIMENSIONS LxWxH (IN)	SHUT-OFF HEAD (FT)	MAXIMUM SUCTION HEAD (FT)	FLOW RATE @16FT HEAD (GPH)	FLOW RATE @3.3FT HEAD (GPH)
SI3000SIUS11	SI3000SIUS11	120	Yes	2-5/8 x 1-3/4 x 2-3/8	20	10	2.7	4.6
SI3300SIUS11	SI3300SIUS11	120	Yes	2-5/8 x 1-3/4 x 2-3/8	20	10	5.2	7.1
SI3000SIUS23	SI3000SIUS23	230	Yes	2-5/8 x 1-3/4 x 2-3/8	20	10	2.7	4.6
SI3300SIUS23	SI3300SIUS23	230	Yes	2-5/8 x 1-3/4 x 2-3/8	20	10	5.2	7.1

MINI-SPLITS ACCESSORIES

LittleGIANT

Mini-Split Condensate Pumps – Little Giant EC Series



- Fits most mini-splits up to 25,000 BTU/HR
- Compact two-piece design allows flexible installation
- Quiet operation
- Self-priming pump
- Kit contents:
 - Pump unit
 - Suction tubing (3 ft.)
 - Vent tubing (8 in.)
 - Drain tubing (3 in.)
 - Tubing adapter

PART NO	VENDOR PART NO	INPUT VOLTAGE (V)	SAFETY SWITCH	PUMP DIMENSIONS LxWxH (IN)	SHUT-OFF HEAD (FT)	MAXIMUM SUCTION HEAD (FT)	FLOW RATE @20FT HEAD (GPH)	FLOW RATE @1FT HEAD (GPH)
84-EC-400-115	553455	120	Yes	1-3/8 x 1-3/4 x 4-3/8	35	3	0.6	2.5
84-EC-400-230	553458	230	Yes	1-3/8 x 1-3/4 x 4-3/8	35	3	0.6	2.5

Mini-Split Condensate Pumps –



- Kit contents:
- pump with mounting pad
 - condensate reservoir
 - breather tube
 - 1/2" drain inlet adapter
 - 5' of 1/4" ID tubing



PART NO	VENDOR PART NO	INPUT VOLTAGE (V)	SAFETY SWITCH	OVERALL DIMENSIONS LxWxH (IN)	SHUT-OFF HEAD (FT)	MAXIMUM SUCTION HEAD (FT)	FLOW RATE @16FT HEAD (GPH)	FLOW RATE @3.3FT HEAD (GPH)
MS601UL	MS601UL	120						
MS602ULC	SI3300SIUS23	208/230						

Mini-Split Condensate Pumps – Delta Pack for Wall Hung Units

sauermann



A complete kit intended for wall mounted air conditioning units up to 5.6 tons (67kBtu–20kW), including a Si-10 pump. The piston technology of the Si-10 is specifically designed for removing condensates from air conditioning

systems. The pump is fully reliable, in any kind of environment. Its operating sound level will remain silent whatever the volume of condensates.

PART NO	VENDOR PART NO	INPUT VOLTAGE (V)	SAFETY SWITCH	OVERALL DIMENSIONS LxWxH (IN)	SHUT-OFF HEAD (FT)	MAXIMUM SUCTION HEAD (FT)	FLOW RATE @16FT HEAD (GPH)	FLOW RATE @3.3FT HEAD (GPH)
DP10UL01UN12	DP10UL01UN12	120-230						

Linesets – Copper



- Designed specifically for the HVAC market for quick, cost efficient field installation of split system air conditioners and heat pumps.
- Purged with dry nitrogen and capped to ensure a clean and non-oxidized tube prior to installation.
- Tested in accordance with ASTM E243



PART NO	LIQUID LINE OD (IN)	SUCTION LINE OD (IN)	LINESET LENGTH (FT)	LIQUID LINE INSULATION THICK (IN)	SUCTION LINE INSULATION THICK (IN)	TYPE	CASE QTY	CASE REQ
PD619058	1/4	3/8	30	None	1/2	ACR	8	1
PD619055	1/4	3/8	50	None	1/2	ACR	6	1
PD619060	1/4	1/2	30	None	1/2	ACR	9	1
PD619057	1/4	1/2	50	None	1/2	ACR	6	1
PD619059	3/8	5/8	30	None	1/2	ACR	11	1
PD619056	3/8	5/8	50	None	1/2	ACR	7	1

MINI-SPLITS ACCESSORIES



Straight Mini-Split Adapter Fitting

PART NO	DESCRIPTION
90413	5/15 SAE female (1/2-20 UNF) x 1/4 SAE male (R-410A)



NoKink Flexible Mini-Split Refrigerant Line Connectors



- Ideal for connecting mini-split evaporator units
- Allows for easy installation of the refrigerant lines coming out of the wall to the evaporator
- Prevents refrigerant line from kinking
- Easier installation saving time and labor costs
- Includes 3" long copper ends for easy flaring

PART NO	DESCRIPTION
66731	NoKink Flexible Mini-Split Refrigerant Line Connector (1/4 in. x 3 ft.)
66733	NoKink Flexible Mini-Split Refrigerant Line Connector (3/8 in. x 3 ft.)



Mini-Split Wall Mounting Brackets



Made from heavy duty steel with powdercoat finish. Features a sliding cross bar for exceptional equipment width range and a level for added convenience. Includes anti-vibration mounts.

PART NO	OVERALL DEPTH (IN)	OVERALL HEIGHT (IN)	OVERALL WIDTH (IN)	WEIGHT CAPACITY (LBS)
87733	22	18	33-1/2	300
87735	24	18	33-1/2	500

