



## Tea-for-Two® 6' BubbleMassage™ Bath K-865-G0

### Features

- End drain.
- Integral lumbar support.
- Includes jet trim: White.
- 71-3/4" (1822 mm) x 36" (914 mm) x 20-7/8" (530 mm)

### Material

- Cast iron with Safeguard® finish.

### Hydrotherapy

- 44 BubbleMassage™ airjets. 18 levels of massage intensity.
- Zones of Control feature allows you to target massage to back, midsection, or feet.
- Automatic purge cycles remove residual water from air channels after use.
- Built-in 300 W heater.
- Lighted keypad control.

### Installation

- Drop-in or under-mount.

### Required Accessories

K- 7169-AF 1-1/2" Contoured Pop-up Drain

### Recommended Accessories

K- 1491 Bath/Whirlpool Pillow  
K- 1601 Bath/Whirlpool Footstop  
K- 1705 Whirlpool/BubbleMassage™ Remote Control  
K- 582 Under-mount Installation Kit  
K- 9498 3" Keypad Trim



### Codes/Standards

ASME A112.19.1/CSA B45.2  
ASME A112.19.7/CSA B45.10  
UL 1795  
CSA C22.2 No. 218.2  
CARB P2


### KOHLER® Lifetime Limited Warranty for Cast Iron Components

See website for detailed warranty information.

### Available Color/Finishes

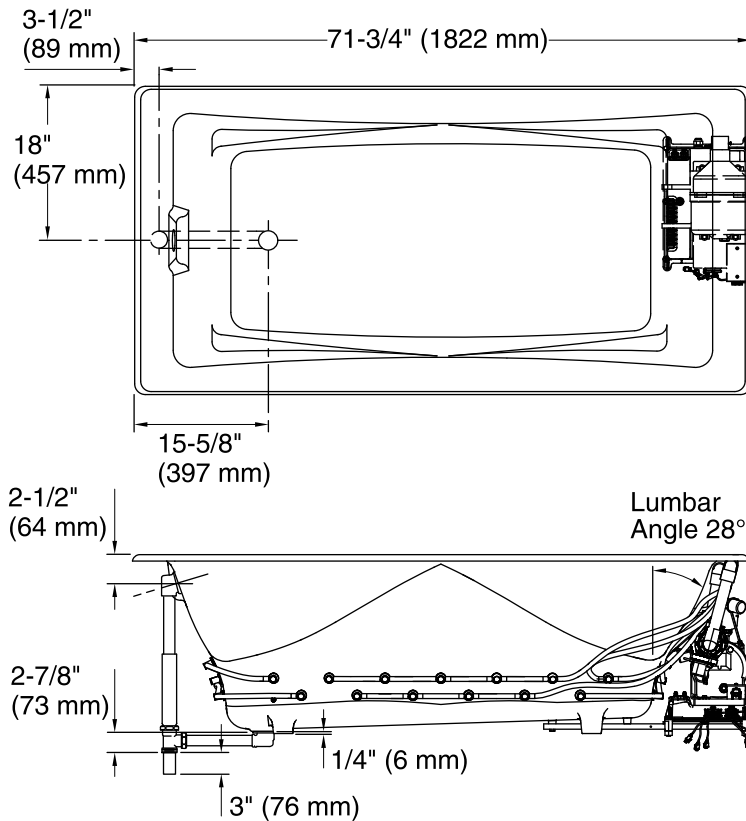
*Color tiles intended for reference only.*

Color	Code	Description
-------	------	-------------

	0	White
--	---	-------

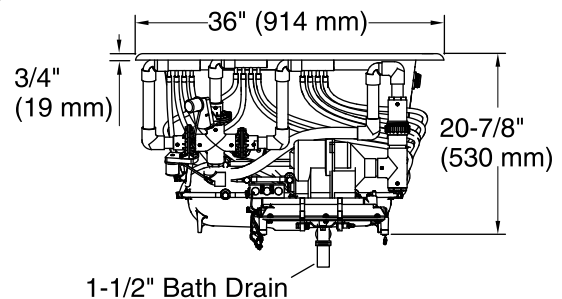


**Tea-for-Two®**  
6' BubbleMassage™ Bath  
**K-865-G0**



No change in measurements if connected with drain illustrated. (K-7169-AF)

Blower Motor/Control Access  
34" (864 mm) W x  
15" (381 mm) H



### Required Electrical Service

One dedicated circuit required, protected with Class A Ground-Fault Circuit-Interrupter (GFCI) or Residual Current Device (RCD).

Blower: 240 V, 15 A, 50/60 Hz

### Technical Information

All product dimensions are nominal.

Installation:	Drop-in, Under-mount
Drain location:	End
Basin area, bottom:	49" x 22" (1245 mm x 559 mm)
Basin area, top:	62" x 28" (1575 mm x 711 mm)
Weight:	455 lbs (206.4 kg)
Minimum floor load:	69 lbs/ft² (336.9 kg/m²)
Water depth:	17" (432 mm)
Water capacity:	89 gal (336.9 L)
Cutout:	Drop-in, 70-1/4" x 34-1/2" (1784 mm x 876 mm)
Template:	Under-mount, K-582, required, not included
Electrical component rating:	Blower: 240 V, 5 A, 50/60 Hz

### Notes

Measure your actual product for rough-in details.

Install this product according to the installation instructions.

The hot water supply should be 70% of the capacity of the bath or greater. Installations will vary.

If relocating the blower motor, do not relocate or alter the PVC tee or coiled flexible tubing connected to the blower. Follow the blower relocation instructions exactly. Provide access for servicing the blower.