

Air Cocks 41 Series

Air Cocks (for air use only)

An economical way to shut-off air lines. Nut bottom available for pressures to 200 psig with 1/8" port. Many handle configurations. Spring bottom with 5/32" port standard..

FEATURES

- Spring bottom cocks tested at 80 psig air
- Standard parts are satin brass
- Some part numbers are available in polished brass or satin chrome. Contact customer service
- Maximum temperature is 500°F


Type	Satin Brass
Standard Spring Bottom	-01
Nut Bottom	-04




tee handle
round shoulder



tee handle
hexagon shoulder




lever handle
round shoulder



lever handle
hexagon shoulder




tee handle double
male thread



lever handle double
male thread



tee handle
bibb nose



lever handle
bibb nose

Part Number	Size (in.)	Wt./100 (lbs.)
TEE HANDLE ROUND SHOULDER		
41-060	1/8	12.8
41-070	1/4	13.0
TEE HANDLE HEXAGON SHOULDER		
41-080	3/8	17.0
41-090	1/2	20.0
LEVER HANDLE ROUND SHOULDER		
41-120	1/8	13.1
41-130	1/4	14.2
LEVER HANDLE HEXAGON SHOULDER		
41-140	3/8	17.0
41-150	1/2	22.9
TEE HANDLE DOUBLE MALE THREAD		
41-180	1/8	14.0
41-190	1/4	17.9
41-203	3/8	20.0
41-210	1/2	33.1
LEVER HANDLE DOUBLE MALE THREAD		
41-220	1/8	14.0
41-230	1/4	18.5
41-240	3/8	19.1
41-251	1/2	31.3
TEE HANDLE BIBB NOSE		
41-260	1/8	14.5
41-270	1/4	16.3
41-280	3/8	33.3
41-330	1/2	36.0
LEVER HANDLE BIBB NOSE		
41-290	1/8	16.5
41-300	1/4	15.0
41-310	3/8	32.1
41-320	1/2	36.0

Air Cocks 41 Series

Air Cocks (for air use only) Continued




tee handle
double female



tee handle
male & female




lever handle
double female



lever handle
male & female



tee handle male &
female hex shoulder



lever handle male &
female hex shoulder



tee handle double
female hex shoulder



lever handle double
female hex shoulder



tee handle straight
nose hex shoulder



lever handle straight
nose hex shoulder

Type	Satin Brass
Standard Spring Bottom	-01
Nut Bottom	-04

Model Number	Size (in.)	Wt./100 (lbs.)
TEE HANDLE DOUBLE FEMALE		
41-370	1/8	13.0
41-380	1/4	14.0
41-390	3/8	26.0
41-391	1/2	27.0
TEE HANDLE MALE & FEMALE		
41-400	1/8	13.0
41-410	1/4	14.0
41-420	3/8	21.0
41-421	1/2	26.0
LEVER HANDLE DOUBLE FEMALE		
41-430	1/8	14.8
41-440	1/4	13.0
41-450	3/8	23.0
41-451	1/2	27.0
LEVER HANDLE MALE & FEMALE		
41-460	1/8	15.2
41-470	1/4	15.0
41-480	3/8	23.0
41-481	1/2	27.0
TEE HANDLE MALE & FEMALE HEX SHOULDER		
41-490	1/8	17.0
41-500	1/4	15.0
41-510	3/8	23.0
41-511	1/2	25.0
LEVER HANDLE MALE & FEMALE HEX SHOULDER		
41-520	1/8	14.0
41-530	1/4	15.0
41-540	3/8	22.1
41-541	1/2	27.0
TEE HANDLE DOUBLE FEMALE HEX SHOULDER		
41-550	1/8	17.0
41-560	1/4	17.0
41-570	3/8	25.0
41-571	1/2	28.3
LEVER HANDLE DOUBLE FEMALE HEX SHOULDER		
41-580	1/8	15.0
41-590	1/4	18.2
41-600	3/8	24.0
41-601	1/2	28.8
TEE HANDLE STRAIGHT NOSE HEX SHOULDER		
41-630	1/8	15.7
41-640	1/4	15.0
LEVER HANDLE STRAIGHT NOSE HEX SHOULDER		
41-650	1/8	14.0
41-660	1/4	15.0