



2012/2013

Power Tools & Accessories Catalog




BOSCH

Invented for life





Masonry and Concrete Drilling





The Industry Leader in Concrete Power Tools and Accessories



Through 80 years of developing innovative tools and accessories for the concrete professional, Bosch has become the acknowledged leader in the industry. With a robust line that can address everything from the toughest concrete drilling tasks

to material removal, Bosch is a company whose legacy is written in concrete.

Since the introduction of the first electro-pneumatic, hand-held rotary hammer in 1932, Bosch has brought breakthrough products and new ideas to the construction industry worldwide. That heritage was further enhanced with the 1950 launch of the Brute™ Breaker Hammer, which continues to be the hammer pros demand. In fact, the oldest Brute was rented for more than 21 years, that's 2,076 times — and still remains operational today.

The new Brute (BH2760VC) was updated in 2010 to include technology that makes it the hardest-hitting hammer in its class, proven by its ability to remove more than three tons of concrete an hour. And this productivity comes with powerful vibration control technology, which reduces vibration by up to 50 percent.

Bosch has documented achievement on the accessories side as well. In 1975, Bosch invented the industry-leading SDS-plus® shank system, which remains the interface system of choice for concrete professionals. In 1990 the company enhanced the original SDS-plus offering with the rollout of SDS-max® and created a new standard.

Today, Bosch innovation extends to flexible dust collection attachments that fit a wide array of tools, including grinders for concrete cutting and surfacing, and hammer attachments for virtually dust-free drilling.














The latest chapter in the company's concrete heritage highlights Bosch measuring tools, which brings a global perspective to laser measurement. Thanks to outstanding engineering and global manufacturing, this complete line covers interior and exterior leveling and alignment applications.

If the project requires work in concrete, from polishing and anchoring to material removal, there's only one place to turn for a complete solution. Trust Bosch to provide the professional-grade tools and accessories to get the job done right.
















The Bosch Concrete System

Bosch has the right tool and accessory to optimize your project. The technology built into the tool and the interface that connects it to your bits, drives maximum power transfer. From anchoring to large material breaking, the chart below matches the right tool type and accessory style.

Type	Wood/Metal	Brick/Block	Concrete	Reinforced Concrete
Hammer Drills ▶ Drilling  	●	●	●	○
3/4"-1-1/8" Rotary Hammers ▶ Drilling ▶ Anchoring ▶ Light Chiseling  	●	●	●	●
1/8"-1-1/4" Rotary Hammers ▶ Drilling ▶ Anchoring ▶ Chiseling  	●	●	●	●
1-9/16"-2" Combination Hammers ▶ Drilling ▶ Anchoring ▶ Light Demolition   	○	●	●	●
Demolition Hammers ▶ Demolition   	○	○	●	●
1-1/8" Breaker Hammers ▶ Pavement Breaking  	○	○	●	●

Quick Tool Reference Guide

Item#	1191VSRK	HD19-2/HD19-2D	HD21-2	11250VSR	11250VSRD
					
Drive System					
Hammer Classification	Hammer Drill	Hammer Drill	Hammer Drill	Rotary	Rotary
Amperage	7	8.5	9.2	6.1	6.1
Impact Energy (ft.-lbs.)	—	—	—	1.6	1.6
Max. Capacity—Concrete/Masonry	5/8"	3/4" / 7/8"	7/8" / 1"	3/4"	3/4"
Optimal Range	1/8"—5/16"	1/8"—3/8"	1/8"—1/2"	5/32"—5/8"	5/32"—5/8"
Core Bits	—	—	—	1-1/2"	1-1/2"
No Load RPM	0–3,000	0–1,000/0–3,000	0–900/0–3,000	0–1,000	0–1,000
No Load BPM	0–48,000	0–17,000/ 0–51,000	0–15,300/ 0–51,000	0–4,400	0–4,400
Modes of Operation	Hammer Drill Rotation Only	Hammer Drill Rotation Only	Hammer Drill Rotation Only	Rotary Hammer Rotation Only	Rotary Hammer Rotation Only
Length	11"	13.4"/18"	13.5"	13.25"	19.6"
Weight	4.1 lbs.	5.8 lbs./7.2 lbs.	5.9 lbs.	5.4 lbs.	7.4 lbs.

Item#	11253VSR	11255VSR	RH228VC	RH328VC/ RH328VCQ	RH432VCQ
					
Drive System					
Hammer Classification	Rotary	Rotary	Rotary	Rotary	Rotary
Amperage	7.2	7.5	8.0	8.0	8.5
Impact Energy (ft.-lbs.)	2.2	2.2	2.4	2.6	3.7
Max. Concrete Capacity	1"	1"	1-1/8"	1-1/8"	1-1/4"
Optimal Range	3/16"—5/8"	3/16"—5/8"	3/16"—3/4"	1/4"—7/8"	3/8"—1"
Core Bits	2-1/2"	2-5/8"	2-3/4"	3-1/8"	3-1/2"
No Load RPM	0–1,300	0–1,300	0–1,230	0–900	0–760
No Load BPM	0–5,800	0–5,800	0–5,460	0–4,000	0–3,600
Bosch Vibration Control	No	No	Hammer Mechanism	Hammer Mechanism and Handle	Hammer Mechanism and Handle
**Vibration Levels m/s ² –	—	—	12	13	10
Modes of Operation	Rotary Hammer Hammer Only Rotation Only	Rotary Hammer Hammer Only Rotation Only	Rotary Hammer Hammer Only Rotation Only	Rotary Hammer Rotation Only	Rotary Hammer Hammer Only Rotation Only
Length	14.8"	17.3"	17.4"	12.5"/13.6"	15.75"
Weight	6.4 lbs.	6.7 lbs.	6.9 lbs.	7.7/7.9 lbs.	10.3 lbs.

**Per EPTA EN 60745

Color-Coded Accessory System



For small and medium rotary hammers.









For medium and large rotary hammers or demolition hammers.



For medium and large rotary hammers or demolition hammers.



For large breaker or demolition hammers.

Item #	11240	11247	11264EVS	11265EVS	11263EVS	11245EVS
						
Drive System						
Hammer Classification	Combination	Combination	Combination	Combination	Combination	Combination
Amperage	10	10	13	13	13.5	14
Impact Energy (ft.-lbs.)	5.2	5.2	6.8 / 8.1 (turbo+)	6.8 / 8.1 (turbo)	9.6 / 11.1	13.3
Max. Concrete Capacity	1-9/16"	1-9/16"	1-5/8"	1-5/8"	1-3/4"	2"
Optimal Range	1/2"-1-3/8"	1/2"-1-3/8"	1/2"-1-7/16"	1/2"-1-7/16"	5/8"-1-9/16"	3/4"-1-3/4"
Thru Hole Bits	2-1/2"	2-1/2"	2-9/16"	2-9/16"	3-1/8"	3-1/8"
Core Bits	4"	4"	4-1/8"	4-1/8"	6"	6"
No Load RPM	400	400	170-340	170-340	145-280	120-250
No Load BPM	3,000	3,000	1,700-2,900	1,700-2,900	1,350-2,800	1,100-2,500
Bosch Vibration Control	No	No	Hammer Mechanism and Handle	Hammer Mechanism and Handle	No	No
**Vibration Levels m/s²	—	—	10.0	10.0	—	—
Modes of Operation	Rotary Hammer Hammer Only	Rotary Hammer Hammer Only	Rotary Hammer Hammer Only	Rotary Hammer Hammer Only	Rotary Hammer Hammer Only	Rotary Hammer Hammer Only
Length	17.25"	17.25"	19.25"	19.25"	21"	23.5"
Weight	13.2 lbs.	13.6 lbs.	14.3 lbs.	14.7 lbs.	17.9 lbs.	24.5 lbs.

**Per EPTA EN 60745

Item #	11387	11388	11321EVS	11316EVS	11317EVS	11335K	BH2760VC/ BH2760VCB/ BH2760VCD
							
Drive System							
Hammer Classification	Demolition	Demolition	Demolition	Demolition	Demolition	Breaker	Breaker
Amperage	10	10	13	14	12.8	15	15
Impact Energy (ft.-lbs.)	5.9	5.9	9.6	4.4-18.4	4-16.5	34	49.5 ft.-lbs.*
BPM	2,800	2,800	1,300-2,900	900-1,890	850-1,800	1,300	1,000
Bosch Vibration Control	No	No	Hammer Mechanism and Handle	No	No	Hammer Mechanism and Handle	Hammer Mechanism and Handles
**Vibration Levels m/s²	—	—	8.0	—	—	10.8	8.0
Modes of Operation	Hammer Only	Hammer Only	Hammer Only	Hammer Only	Hammer Only	Hammer Only	Hammer Only
Length	17.5"	17.5"	18.6"	22.5"	22"	30.4"	30.5"
Weight	12.0 lbs.	11.6 lbs.	12.8 lbs.	22.5 lbs.	22.0 lbs.	38.0 lbs.	65.0 lbs.

*Based on test of 230V product

**Per EPTA EN 60745

BULLDOG™
XtremeMax



Best power. **Best** performance. **Lowest** vibration.

Unleash the Bosch Bulldog™ XtremeMax and SDS-plus® Bulldog Xtreme™ Rotary Hammer Bits. Well known as the toughest tool on the jobsite, the Bosch Bulldog now hits even harder with a larger bit capacity, longer stroke and bits with four times longer life in rebar vs. standard SDS-plus bits. Featuring an integrated counter balance for vibration control, this is definitely one tool you'll want to unleash.



BOSCH
Invented for life

Hammer Drills



1191VSRK Hammer Drill



- ▶ 1/2" three-jaw chuck for rugged hammer drilling applications
- ▶ Dual-Mode Selector—Easily converts from hammer drill to rotation-only mode
- ▶ Variable-Speed Trigger with Reversing—For accurate bit starting as well as removing fasteners or bound bits
- ▶ 360° auxiliary handle with built-in quick-release depth gauge

Includes:

360° Auxiliary Handle **2602025094**
 Depth Gauge **2603001009**
 Chuck Key **2607950007**
 Carrying Case

Optional dust collection attachments available on pages 15 and 274.

Specifications	
Rating	120V AC
Amperage	7.0
No Load RPM	0–3,000
No Load BPM	0–48,000
Maximum Capacities: Concrete/Masonry	5/8" / 5/8"
Maximum Capacities: Steel	1/2"
Maximum Capacities: Wood	1-1/2"
Maximum Capacities: Aluminum	5/8"
Length	11.0"
Weight	4.1 lbs.



HD19-2 Two-Speed Hammer Drill



- ▶ Torque-Control Auxiliary Handle—Securely locks into place for maximum control
- ▶ Dual-Mode Selector—Easily converts from hammer drill to rotation-only mode
- ▶ Two-Speed Gear Box—Select high-speed (for concrete) or high-torque (for wood and metal) drilling applications
- ▶ Integral Slip Clutch—Helps minimize torque reaction

Includes:
 360° Auxiliary Handle **2602025175**
 Depth Gauge **1613001009**
 Chuck Key **2607950007**
 Carrying Case

Optional dust collection attachments available on pages 15 and 274.

Specifications	
Rating	120V AC
Amperage	8.5
No Load RPM	0–1,000/0–3,000
No Load BPM	0–17,000/0–51,000
Maximum Capacities: Concrete/Masonry	3/4" / 7/8"
Maximum Capacities: Steel	1/2"
Maximum Capacities: Wood	1-1/2"
Length	13.4"
Weight	5.8 lbs.

HD19-2D Two-Speed Hammer Drill with Dust Collection Unit



- ▶ Dual-Mode Selector—Easily converts from hammer drill to rotation-only mode
- ▶ Two-Speed Gear Box—Select high-speed (for concrete) or high-torque (for wood and metal) drilling applications
- ▶ Integral Slip Clutch—Helps minimize torque reaction
- ▶ Dust Collection with Micro-Filter System—Dramatically reduces dust from drilling
- ▶ Integrated Dual-Fan System—Second set of fan blades with the motor creates the air suction for maximum dust collection

Includes:
 Dust Collection Unit
 360° Auxiliary Handle **2602025175**
 Chuck Key **2607950007**
 Depth Gauge **1613001009**
 Carrying Case

Optional dust collection attachments available on pages 15 and 274.

Specifications	
Rating	120V AC
Amperage	8.5
No Load RPM	0–1,000/0–3,000
No Load BPM	0–17,000/0–51,000
Maximum Capacities: Concrete/Masonry	3/4" / 7/8"
Maximum Capacities: Steel	1/2"
Maximum Capacities: Wood	1-1/2"
Length	18"
Weight	7.2 lbs.

HD21-2 Two-Speed Hammer Drill



- ▶ Torque-Control Auxiliary Handle—Securely locks into place for maximum control
- ▶ Dual-Mode Selector—Easily converts from hammer drill to rotation-only mode
- ▶ Two-Speed Gear Box—Select high-speed (for concrete) or high-torque (for wood and metal drilling applications)
- ▶ Integral Slip Clutch—Helps minimize torque reaction

Includes:
 360° Auxiliary Handle **2602025175**
 Chuck Key **2607950007**
 Depth Gauge **1613001009**
 Carrying Case

Optional dust collection attachments available on pages 15 and 274.

Specifications	
Rating	120V AC
Amperage	9.2
No Load RPM	0–900/0–3,000
No Load BPM	0–15,300/0–51,000
Maximum Capacities: Concrete/Masonry	7/8" / 1"
Maximum Capacities: Steel	5/8"
Maximum Capacities: Wood	1-5/8"
Length	13.5"
Weight	5.9 lbs.

Dust Collection Adapter

Vacuum Dust Port Adapter

Item #	Description
2610014502	For 11250VSRD and HD19-2D



Hammer Drill Bits

BLUEGRANITE™ TURBO



Hammer Drill Bit

Fast, precise drilling in concrete, stone and masonry



BlueGranite™ Turbo Carbide Hammer Drill Bits

Item #	Diameter	Useable Length	Overall Length	Qty.	Bulk Item #	Bulk Qty.
HCBG01T*	1/8"	2"	3"	1	HCBG01B25T	25
HCBG02T*	5/32"	3"	6"	1	HCBG0205T	5
					HCBG02B25T	25
HCBG03T*	3/16"	3"	4"	1	HCBG0305T	5
					HCBG03B25T	25
HCBG04T*	3/16"	4"	6"	1	HCBG0405T	5
					HCBG04B25T	25
HCBG05T*	7/32"	4"	6"	1	HCBG0505T	5
					HCBG05B25T	25
HCBG06T*	1/4"	4"	6"	1	HCBG0605T	5
					HCBG06B25T	25
HCBG07T*	1/4"	8"	10"	1	—	—
HCBG08T*	1/4"	10"	12"	1	—	—
HCBG09T*	5/16"	4"	6"	1	HCBG09B25T	25
HCBG10T*	5/16"	7-1/2"	10"	1	—	—
HCBG11T*	5/16"	10"	12"	1	—	—
HCBG12T*	3/8"	4"	6"	1	HCBG12B25T	25
HCBG13T*	3/8"	8"	10"	1	—	—
HCBG14T*	3/8"	10"	12"	1	—	—
HCBG15T*	7/16"	4"	6"	1	HCBG15B25T	25
HCBG16T*	1/2"	4"	6"	1	HCBG16B25T	25
HCBG17T*	1/2"	8"	10"	1	—	—
HCBG18T*	1/2"	10"	12"	1	—	—
HCBG19T*	9/16"	7-1/2"	10"	1	—	—
HCBG20T*	5/8"	4"	6"	1	HCBG20B25T	25
HCBG21T*	5/8"	10"	12"	1	—	—
HCBG22T*	3/4"	4"	6"	1	—	—
HCBG23T*	3/4"	10"	12"	1	—	—
HCBG24T*	7/8"	4"	6"	1	—	—
HCBG25T*	7/8"	10"	12"	1	—	—
HCBG26T*	1"	4"	6"	1	—	—
HCBG27T*	1"	10"	12"	1	—	—

*Available Spring 2012


BlueGranite™ Turbo Carbide Hammer Drill Bit Sets

Item #	# of Pieces	Includes	Case Type
HCBG500T*	5	(1) 1/8" x 2" x 3", (1) 3/16" x 4" x 6", (1) 1/4" x 4" x 6", (1) 5/16" x 4" x 6", (1) 3/8" x 4" x 6"	Pouch
HCBG501T*	5	(1) 5/32" x 2" x 3", (1) 3/16" x 4" x 6", (1) 1/4" x 4" x 6", (1) 5/16" x 4" x 6", (1) 3/8" x 4" x 6"	Pouch
HCBG600T*	6	(3) 5/32" x 4" x 6", (3) 3/16" x 4" x 6"	Pouch
HCBG700T*	7	(1) 1/8" x 2" x 3", (2) 5/32" x 3" x 6", (2) 3/16" x 4" x 6", (1) 1/4" x 4" x 6", (1) 3/8" x 4" x 6"	Brute Tough™

*Available Spring 2012



HCBG501T

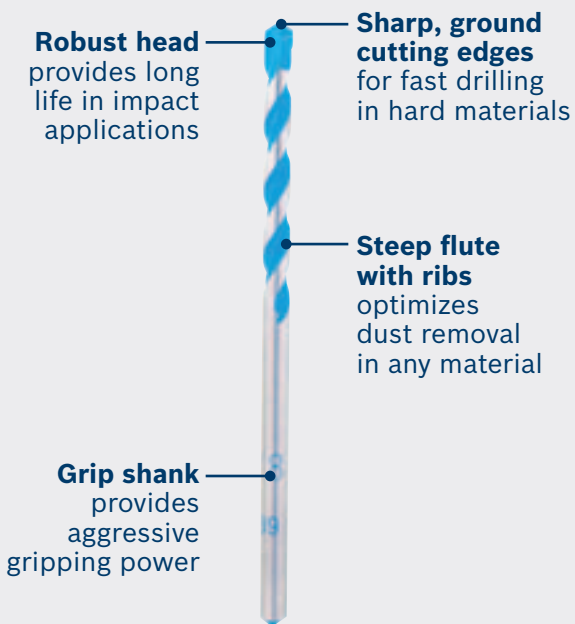


HCBG700T



MULTICONSTRUCTION™ Bit

Drills practically everything



Great in Sandwich Material

- ▶ Concrete
- ▶ Metal
- ▶ Wood
- ▶ Tile

MULTICONSTRUCTION™ Drill Bits

Item #	Diameter	Usable Length	Overall Length	Qty.	Bulk Item #	Bulk Qty.
MC01	1/8"	2"	3"	1	—	—
MC02	5/32"	4"	6"	1	MC02B25	25
MC03	3/16"	4"	6"	1	MC03B25	25
MC06	1/4"	4"	6"	1	MC06B25	25
MC07	1/4"	6"	8"	1	—	—
MC09	5/16"	4"	6"	1	MC09B25	25
MC10	5/16"	8"	10"	1	—	—
MC12	3/8"	4"	6"	1	MC12B25	25
MC13	3/8"	8"	10"	1	—	—
MC16	1/2"	4"	6"	1	—	—
MC17	1/2"	8"	10"	1	—	—

MULTICONSTRUCTION™ Drill Bit Set

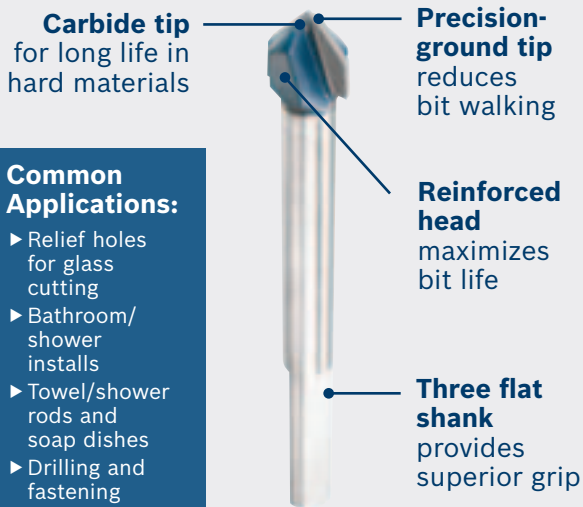
Item #	# of Pieces	Includes	Case Type
MC500	5	(1) 5/32" × 4" × 6", (1) 3/16" × 4" × 6", (1) 1/4" × 4" × 6", (1) 5/16" × 4" × 6", (1) 3/8" × 4" × 6"	Plastic



MC500

Glass and Tile Bit

Drills faster, lasts longer



Common Applications:

- ▶ Relief holes for glass cutting
- ▶ Bathroom/shower installs
- ▶ Bathroom/shower rods and soap dishes
- ▶ Drilling and fastening mirrors
- ▶ Setting concrete screws in tile

Glass and Tile Bits

Item #	Diameter
GT100	1/8"
GT200	3/16"
GT300	1/4"
GT400	5/16"
GT500	3/8"
GT600	1/2"
GT700	5/8"
GT800	3/4"
GT900	7/8"
GT1000	1"

Glass and Tile Bit Sets

Item #	# of Pieces	Includes	Case Type
GT2000	4	(1) 1/8", (1) 3/16", (1) 1/4", (1) 5/16"	—
GT3000	8	(1) 1/8", (1) 3/16", (1) 1/4", (1) 5/16", (1) 3/8", (1) 1/2", (1) 5/8", (1) 3/4"	Brute Tough™

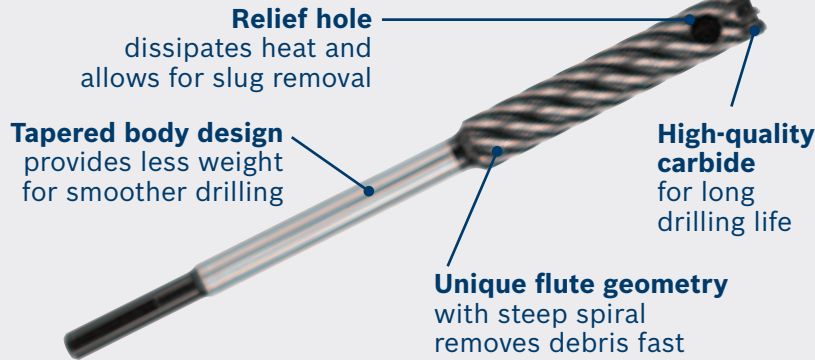


GT3000


Rebar Cutter

Cuts rebar, cost and time

Solves the #1 problem in concrete drilling



Cutting Rebar



- Step 1:**
Drill with SDS-plus® carbide bit and remove after contact with rebar
- Step 2:**
Replace bit with rebar cutter and switch to rotary mode
- Step 3:**
Cut through rebar and remove after contact with concrete
- Step 4:**
Switch back to hammer carbide bit to continue drilling

Straight Shank Rebar Cutters

Item #	Diameter	Length	Qty.
RCSS2064	3/8"	12"	1
RCSS2084	1/2"	12"	1
RCSS2094	9/16"	12"	1
RCSS2104	5/8"	12"	1
RCSS2124	3/4"	12"	1
RCSS2144	7/8"	12"	1
RCSS2164	1"	12"	1
RCSS2168	1-1/8"	12"	1
RCSS2172	1-1/4"	12"	1
RCSS2176	1-1/2"	12"	1
RCSS2086	1/2"	18"	1
RCSS2106	5/8"	18"	1
RCSS2126	3/4"	18"	1

*Available in SDS-plus®—see page 18

Straight Shank Extensions

Item #	Diameter	Length	Qty.
EX1006	7/16" shank	6"	1
EX1012	7/16" shank	12"	1

Concrete Screw Anchoring System

Holds tight tolerances that are critical to precision anchoring



Common Applications:

- ▶ Conduit
- ▶ Electrical boxes
- ▶ Pipe straps
- ▶ HVAC strapping
- ▶ Sign fastening
- ▶ Window frames
- ▶ Backer boards

Flat Shank Hex Masonry Drill Bits

For use with masonry fastening systems/hex sleeve drive tools. Hex drive on bit fits into driver sleeve.

Item #	Diameter	Length	Qty.	Bulk Item #	Bulk Qty.
TC100	5/32"	3-1/2"	1	TC1005	5
				TC1025	25
TC200	5/32"	4-1/2"	1	TC2005	5
				TC2025	25
TC300	5/32"	5-1/2"	1	TC3005	5
				TC3025	25
TC400	3/16"	3-1/2"	1	TC4005	5
				TC4025	25
TC500	3/16"	4-1/2"	1	TC5005	5
				TC5025	25
TC600	3/16"	5-1/2"	1	TC6005	5
				TC6025	25

Flat Shank Hex Accessories

For use with masonry fastening systems/hex sleeve drive tools. Hex drive on bit fits into driver sleeve.

Item #	Description	Qty.
TC700	Masonry screw drill bit holder	1
TC800	Masonry screw drill bit sleeve	1
TCNS516	Drill bit nutsetter 5/16" hex	1
TCNS14	Drill bit nutsetter 1/4" hex	1
TCSDP2	Concrete screwdriving bit P2	1
TCSDP3	Concrete screwdriving bit P3	1

Flat Shank Drill Bit Set

For use with masonry fastening systems/hex sleeve drive tools. Hex drive on bit fits into driver sleeve.

Item #	# of Pieces	Includes	Case Type
TC900	9	Power bits: (1) P2, (1) P3; hex sockets: (1) 5/16", (1) 1/4"; drill bits: (1) 3/16", (1) 5/32"; (1) drive sleeve, (1) hex key, (1) bit holder	Brute Tough™

SDS-plus® Rotary Hammers

11250VSR 3/4" SDS-plus® Bulldog™ Rotary Hammer



- ▶ Dual-Mode Selector—Two modes of operation: rotary hammer and rotation-only mode
- ▶ Rotating Brush Plate—Provides equal power in reverse and extends brush life
- ▶ Integral Clutch—Helps minimize torque reaction
- ▶ Variable-Speed Trigger with Reversing—For accurate bit starting, as well as removing fasteners or bound bits

Includes:
360° Auxiliary Handle **2602025072**
Depth Gauge **1613001009**
Carrying Case **2605438524**

Optional dust collection attachments available on pages 15 and 274.

Specifications	
Rating	120V
Amperage	6.1
No Load RPM	0–1,000
No Load BPM	0–4,400
Impact Energy (ft.-lbs.)	1.6
Maximum Capacities: Concrete	3/4"
Maximum Capacities: Steel	1/2"
Maximum Capacities: Wood	1/2"–3/4"
Maximum Capacities: Concrete-Thin Wall Core Bit	1-1/2"
Length	13.25"
Weight	5.4 lbs.

11250VSRD 3/4" SDS-plus® Bulldog™ Rotary Hammer with Dust Collection



- ▶ Dual-Mode Selector—Two modes of operation: rotary hammer and rotation-only mode
- ▶ Integral Clutch—Helps minimize torque reaction
- ▶ Dust Collection with Micro-Filter System—Dramatically reduces dust on the jobsite
- ▶ Integrated Dual-Fan System—Second set of fan blades with the motor creates air suction for maximum dust collection
- ▶ Easily Adjustable Dust Collection Unit—Install or remove with one hand

Includes:
360° Auxiliary Handle **1619P06104**
Dust Collection Unit
Carrying Case **2605438524**

Optional dust collection attachments available on pages 15 and 274.

Specifications	
Rating	120V
Amperage	6.1
No Load RPM	0–1,000
No Load BPM	0–4,400
Impact Energy (ft.-lbs.)	1.6
Maximum Capacities: Concrete	3/4"
Maximum Capacities: Steel	1/2"
Maximum Capacities: Wood	1/2"–3/4"
Maximum Capacities: Concrete-Thin Wall Core Bit	1-1/2"
Length	17.90"
Weight	7.4 lbs.

Dust Collection Unit



before

after



Popular Mechanics
Editors Choice Award
Professional Builder
Top 100 Best New Products
DIY Network
Cool Tools—Top 25

11253VSR 1" SDS-plus® Bulldog™ Xtreme Rotary Hammer



- ▶ Multi-Function Selector—Three modes of operation: rotary hammer, rotation-only and hammer-only mode
- ▶ Vario-Lock™ Positioning—Rotates and locks chisel into 36 different positions to optimize working angle
- ▶ Variable-Speed Trigger with Reversing—For accurate bit starting as well as removing fasteners or bound bits
- ▶ Integral Clutch—Helps minimize torque reaction

Includes:
 Auxiliary Handle **1612025057**
 Depth Gauge **1613001009**
 Carrying Case **2610995968**

Optional dust collection attachments available on pages 15 and 274.

Specifications	
Rating	120V
Amperage	7.2
No Load RPM	0–1,300
BPM Under Load	0–5,800
Impact Energy (ft.-lbs.)	2.2
Maximum Capacities: Concrete	1"
Maximum Capacities: Steel	1/2"
Maximum Capacities: Wood	1"–1-1/8"
Maximum Capacities: Concrete-Thin Wall Core Bit	2-5/8"
Length	14.75"
Weight	6.4 lbs.

11255VSR 1" SDS-plus® Bulldog™ Xtreme Rotary Hammer



- ▶ Multi-Function Selector—Three modes of operation: rotary hammer, rotation-only and hammer-only mode
- ▶ Vario-Lock™ Positioning—Rotates and locks chisel into 36 different positions to optimize working angle
- ▶ SDS-plus® Bit System—Toolless bit changes with automatic bit locking, dust protection and maximum impact energy transfer rate
- ▶ Variable-Speed Trigger with Reversing—For accurate bit starting as well as removing fasteners or bound bits

Includes:
 Auxiliary Handle **1612025057**
 Depth Gauge **1613001009**
 Carrying Case **2610994810**

Optional dust collection attachments available on pages 15 and 274.

Specifications	
Rating	120V
Amperage	7.5
No Load RPM	0–1,300
BPM Under Load	0–5,800
Impact Energy (ft.-lbs.)	2.2
Maximum Capacities: Concrete	1"
Maximum Capacities: Steel	1/2"
Maximum Capacities: Wood	1"–1-1/8"
Maximum Capacities: Concrete-Thin Wall Core Bit	2-5/8"
Length	17.25"
Weight	6.7 lbs.

HammerHook™ for quick on the job storage.

RH228VC 1-1/8" SDS-plus® Bulldog™ Xtreme Max Rotary Hammer

NEW



- ▶ 2.4 ft.-lbs. impact energy
- ▶ Counter-Balance Vibration—Vibration reduction in the hammer mechanism for lowest vibration levels in its class
- ▶ 8.0 Amps—Maximum power to get the job done fast
- ▶ Integral Clutch—Helps minimize torque reaction
- ▶ Variable-Speed Trigger with Reversing—For accurate bit starting as well as removing fasteners or bound bits

Includes:
 Auxiliary Handle **1612025057**
 Depth Gauge **1613001009**
 Carrying Case

Optional dust collection attachments available on pages 15 and 274.

Specifications	
Rating	120V
Amperage	8.0
No Load RPM	0–1,230
No Load BPM	0–5,460
Impact Energy (ft.-lbs.)	2.4
Maximum Capacities: Concrete	1-1/8"
Maximum Capacities: Steel	1/2"
Maximum Capacities: Concrete-Thin Wall Core Bit	2-3/4"
Length	17.4"
Weight	6.9 lbs.

RH328VC 1-1/8" SDS-plus® Rotary Hammer



- ▶ **Vibration Control**—Vibration reduction in the hammer mechanism and the grip area provides maximum user comfort for extended work; 20% less vibration (drilling) vs. item 11239VS
- ▶ **Multi-Function Selector**—Three modes of operation: rotary hammer, rotation-only and hammer-only mode
- ▶ **Integral Clutch**—Helps minimize torque reaction
- ▶ **Vario-Lock™ Positioning**—Rotates and locks chisel into 12 different positions
- ▶ **Variable-Speed Trigger with Reversing**—For accurate bit starting as well as removing fasteners or bound bits

Includes:
 Auxiliary Handle **1612025086**
 Depth Gauge **1613001009**
 Carrying Case

Optional dust collection attachments available on pages 15 and 274.

Specifications	
Rating	120V
Amperage	8.0
No Load RPM	0–900
BPM Under Load	0–4,000
Impact Energy (ft.-lbs.)	2.6
Maximum Capacities: Concrete	1-1/8"
Maximum Capacities: Steel	1/2"
Maximum Capacities: Wood	1"–1-1/8"
Maximum Capacities: Concrete-Thin Wall Core Bit	3-1/8"
Length	12.5"
Weight	7.7 lbs.

RH328VCQ 1-1/8" SDS-plus® Rotary Hammer with Quick-Change-Chuck System



Same features as as RH328VC above.
Also includes:
 Carrying Case
 Quick-Change Chuck—SDS **1617000895**
 Quick-Change Chuck—Keyless Three Jaw **1618572000**

Optional dust collection attachments available on pages 15 and 274.

Same specifications as RH328VC above.

Specifications	
Length	13.6"
Weight	7.9 lbs.

RH432VCQ 1-1/4" SDS-plus® Rotary Hammer with Quick-Change-Chuck System



- ▶ **Vibration Control**—Vibration reduction in the hammer mechanism and the grip area provides maximum user comfort for extended periods of work; 50% less vibration (drilling) vs. 11236VS
- ▶ **Quick-Change Chuck System**—Allows quick change-out between SDS-plus® chuck and optional three-jaw chuck for use with a wide range of accessories (three-jaw chuck not included)
- ▶ **Multi-Function Selector**—Three modes of operation: rotary hammer, rotation-only and hammer-only mode
- ▶ **Integral Clutch**—Helps minimize torque reaction
- ▶ **Variable-Speed Trigger with Reversing**—For accurate bit starting as well as removing fasteners or bound bits

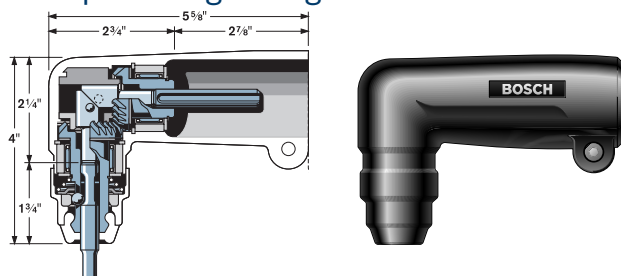
Includes:
 Auxiliary Handle **1612025079**
 Depth Gauge **1613001008**
 Carrying Case
 Quick Change Chuck—SDS **1617000895**
 Quick Change Chuck—Keyless Three-Jaw **1618572000**

Optional dust collection attachments available on pages 15 and 274.

Specifications	
Rating	120V
Amperage	8.5
No Load RPM	0–760
BPM Under Load	0–3,600
Impact Energy (ft.-lbs.)	3.7
Maximum Capacities: Concrete	1-1/4"
Maximum Capacities: Steel	1/2"
Maximum Capacities: Concrete-Thin Wall Core Bit	3-1/8"
Maximum Capacities: Core Bit	3-1/2"
Length	15.75"
Weight	10.3 lbs.

SDS-plus® Chucks and Adapters

SDS-plus® Right-Angle Attachment



Easily drill concrete in hard-to-reach spots. Pivots through 360° ensuring correct positioning for any application.

- ▶ For SDS-plus® rotary hammer item numbers: 11224VSR/VSRC, 11250VSR
- ▶ Remove side handle to attach
- ▶ Tool length increases by 2-3/4"
- ▶ Tool length is offset by less than the shank insertion depth into the bit holder
- ▶ Impact strength is reduced by approximately 40%

Item #	Description
1618580000	Right-angle attachment

Keyless Three-Jaw Chuck with SDS-plus® Shank

- ▶ 1/2" capacity three-jaw chuck with SDS-plus® shank
- ▶ Keyless ratcheting to quickly lock bits in place
- ▶ For use with straight shank drill bits
- ▶ Can be used in the drill-only mode



Item #	Description
HA3JAW	Keyless three-jaw chuck with SDS-plus® shank

SDS-plus® Chipping Adapter

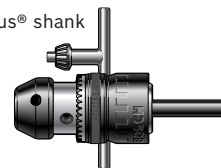
- ▶ For SDS-plus® rotary hammer item numbers: 11225VSR, 11225VSRH, 11250VSR



Item #	Description
2607018296	SDS-plus® chipping adapter

Three-Jaw Chuck with Integral SDS-plus® Shank

- ▶ 1/2" capacity chuck with integral SDS-plus® shank
- ▶ Use for straight shank drill bits
- ▶ Can be used in the drill-only mode
- ▶ For all Bosch SDS-plus® rotary hammers



Item #	Description
1618571014	Keyed three-jaw chuck with SDS-plus® shank
1610508015	Replacement dust boot
CRK005	Replacement chuck key

Keyless Three-Jaw Chuck Adapter

- ▶ For use with Bosch RH328VCQ and RH432VCQ rotary hammer
- ▶ Can be used in the drill-only mode

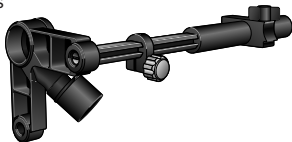


Item #	Description
HA2000	1/2" keyless three-jaw chuck with SDS-plus® shank

Dust Collection Fixture and Adapter

Dust Collection Fixture

- ▶ Attaches to tool and vacuum cleaner hose to provide excellent dust collection when drilling in dust-sensitive areas, such as computer rooms and medical facilities
- ▶ For use with bits up to 3/4" in diameter (depending on tool's bit capacity) for extracting fine dust
- ▶ Built-in depth gauge and adjustable depth limiter
- ▶ For use with Bosch hammer drills and SDS-plus® rotary hammers



Item #	Description
1618190006	Dust collection fixture
1610591006	Replacement dust cover

For more information on dust collection see page 270

Vacuum Dust Port Adapter



Item #	Description
2610014502	For 11250VSRD and HD19-2D

SDS-plus® Hammer Bits and Chisels

SDS-plus® Bulldog™ Xtreme Solid Carbide Head*

Five innovations of the **BULLDOG Xtreme**



4X

Longer life in rebar vs. standard SDS-plus® bit

Centric active tip guides bit through concrete and provides rounder holes

Solid carbide head tip drills faster with less carbide wear. Lasts four times longer than Hilti TE-C3X in rebar**

Wear mark assures accuracy of hole diameter

Flute design runs cooler with fast dust removal, optimizing flute cross section reduces stress

Diffusion bonding technology provides stronger carbide bond for a longer-lasting bit

Diffusion Bonding
Carbide and steel are bonded together at a molecular level.

Hole Shapes Based On Tip Type



Y-cutter Two-cutter Four-cutter **Bulldog™ Xtreme Centric Conical**

The new tip shape provides rounder holes for precision anchoring applications

*Less than or equal to 5/8" diameter
**Based on independent head-to-head testing of 1/4" bits performed by Räbel

SDS-plus® Bulldog™ Xtreme Rotary Hammer Bits



Item #	Diameter	Useable Length	Overall Length	Qty.	Bulk Item #	Bulk Qty.
HCFC2010	3/16"	2"	4"	1	HCFC2010B25	25
HCFC2011	3/16"	4"	6-1/2"	1	HCFC2011B10	10
					HCFC2011B25	25
HCFC2012	3/16"	6"	8-1/2"	1	HCFC2012B25	25
HCFC2014	3/16"	10"	12"	1	HCFC2014B25	25
HCFC2040	1/4"	2"	4"	1	HCFC2040B25	25
HCFC2041	1/4"	4"	6-1/2"	1	HCFC2041B10	10
					HCFC2041B25	25
HCFC2042	1/4"	6"	8-1/2"	1	HCFC2042B25	25
HCFC2044	1/4"	10"	12"	1	HCFC2044B25	25
HCFC2051	5/16"	4"	6"	1	HCFC2051B25	25
HCFC2054	5/16"	10"	12"	1	HCFC2054B25	25
HCFC2061	3/8"	4"	6"	1	HCFC2061B25	25
HCFC2064	3/8"	10"	12"	1	HCFC2064B25	25
HCFC2067	3/8"	16"	18"	1	—	—
HCFC2081	1/2"	4"	6"	1	HCFC2081B25	25
HCFC2084	1/2"	10"	12"	1	HCFC2084B25	25
HCFC2087	1/2"	16"	18"	1	—	—
HCFC2102	5/8"	6"	8-1/2"	1	—	—
HCFC2103	5/8"	10"	12"	1	—	—
HCFC2104	5/8"	16"	18"	1	—	—
HCFC2224*	3/4"	8"	10"	1	—	—
HCFC2227*	3/4"	16"	18"	1	—	—
HCFC2244*	7/8"	8"	10"	1	—	—
HCFC2247*	7/8"	16"	18"	1	—	—
HCFC2263*	1"	8"	10"	1	—	—
HCFC2267*	1"	16"	18"	1	—	—
HCFC2283*	1-1/8"	8"	10"	1	—	—
HCFC2287*	1-1/8"	16"	18"	1	—	—

*Four cutter

SDS-plus® Bulldog™ Rotary Hammer Bits



- ▶ 15% faster in concrete (compared to S4L)
- ▶ Optimized brazing and hardening process for long life

Item #	Diameter	Useable Length	Overall Length	Qty.	Bulk Item #	Bulk Qty.
HC2000	5/32"	2"	4"	1	—	—
HC2001	5/32"	4"	6"	1	HC2001B5	5
					HC2001B10	10
					HC2001B25	25
HC2009	5/32"	6"	8"	1	—	—
HC2010	3/16"	2"	4"	1	HC2010B5	5
HC2011	3/16"	4"	6"	1	HC2010B25	25
					HC2011B5	5
					HC2011B10	10
HC2012	3/16"	6"	8"	1	HC2011B25	25
					HC2012B5	5
					HC2012B25	25
HC2014	3/16"	10"	12"	1	HC2014B5	5
					HC2014B25	25
HC2016	3/16"	16"	18"	1	—	—
HC2031	7/32"	4"	6"	1	HC2031B5	5
					HC2031B25	25
HC2032	7/32"	6"	8"	1	—	—
HC2040	1/4"	2"	4"	1	HC2040B5	5
					HC2040B25	25
					HC2041B5	5
HC2041	1/4"	4"	6"	1	HC2041B10	10
					HC2041B25	25
					HC2042B5	5
HC2042	1/4"	6"	8"	1	HC2042B25	25
					—	—
HC2044	1/4"	10"	12"	1	—	—
HC2046	1/4"	16"	18"	1	—	—
HC2051	5/16"	4"	6"	1	HC2051B5	5
					HC2051B25	25
HC2052	5/16"	6"	8"	1	—	—
HC2054	5/16"	10"	12"	1	—	—
HC2055	5/16"	16"	18"	1	—	—
HC2061	3/8"	4"	6"	1	HC2061B5	5
					HC2061B10	10
					HC2061B25	25
HC2062	3/8"	6"	8"	1	—	—
HC2064	3/8"	10"	12"	1	HC2064B5	5
					HC2064B25	25
HC2067	3/8"	16"	18"	1	—	—
HC2068	3/8"	22"	24"	1	—	—
HC2069	3/8"	37"	39"	1	—	—
HC2073	7/16"	6"	8"	1	—	—
HC2074	7/16"	10"	12"	1	—	—
HC2081	1/2"	4"	6"	1	HC2081B5	5
					HC2081B10	10
					HC2081B25	25
HC2083	1/2"	6"	8"	1	—	—
HC2084	1/2"	10"	12"	1	HC2084B5	5
					HC2084B25	25
HC2087	1/2"	16"	18"	1	—	—
HC2088	1/2"	22"	24"	1	—	—
HC2089	1/2"	37"	39"	1	—	—
HC2093	9/16"	6"	8"	1	—	—
HC2094	9/16"	10"	12"	1	—	—
HC2097	9/16"	16"	18"	1	—	—



- ▶ Optimized flute design to reduce bit stress and make the bit run cooler
- ▶ Centric tip for optimal hole geometry

Item #	Diameter	Useable Length	Overall Length	Qty.	Bulk Item #	Bulk Qty.
HC2102	5/8"	6"	8"	1	HC2102B5	5
					HC2102B25	25
HC2104	5/8"	10"	12"	1	—	—
HC2107	5/8"	16"	18"	1	—	—
HC2108	5/8"	22"	24"	1	—	—
HC2122	3/4"	6"	8"	1	—	—
HC2124	3/4"	10"	12"	1	—	—
HC2127	3/4"	16"	18"	1	—	—
HC2128	3/4"	22"	24"	1	—	—
HC2147	7/8"	16"	18"	1	—	—
HC2163	1"	8"	10"	1	—	—
HC2167	1"	16"	18"	1	—	—

SDS-plus® Bulldog™ Rotary Hammer Bit Sets

Item #	# of Pieces	Includes	Case Type
HCK001	7	(1) 3/16"×2"×4", (1) 1/4"×2"×4", (2) 1/4"×4"×6", (1) 5/16"×4"×6", (1) 3/8"×4"×6", (1) 1/2"×4"×6"	Brute Tough™
HCK005	5	(1) 3/16"×4"×6", (1) 1/4"×2"×4", (1) 1/4"×4"×6", (1) 3/8"×4"×6", (1) 1/2"×4"×6"	Tube
HCST006	6	(1) 5/32"×4"×6", (1) 3/16"×4"×6", (1) 1/4"×2"×4", (1) 3/8"×4"×6", (1) flat chisel, (1) point chisel	Brute Tough™



HCK001



HCK005



HCST006



SDS-plus® Stop Bits



Item #	Diameter	Usable Length	Anchor Diameter
HCSTP2061	3/8"	1-1/16"	1/4"
HCSTP2081	1/2"	13/16"	3/8"
HCSTP2083	1/2"	1-11/16"	3/8"
HCSTP2084	5/8"	1-3/16"	1/2"
HCSTP2086	5/8"	2-1/16"	1/2"

SDS-plus® Rebar Cutters



Item #	Diameter	Length	Qty.
RC2064	3/8"	12"	1
RC2084	1/2"	12"	1
RC2094	9/16"	12"	1
RC2104	5/8"	12"	1
RC2124	3/4"	12"	1
RC2144	7/8"	12"	1
RC2164	1"	12"	1
RC2168	1-1/8"	12"	1
RC2172	1-1/4"	12"	1
RC2176	1-1/2"	12"	1

*Available in straight shank—see page 11

Anchor Blow-Out Bulb

The Bosch rubber blow-out bulb is designed to clean holes before setting anchors.

- ▶ Palm-sized rubber bulb designed for all hand sizes
- ▶ Long nozzle for deeper clean out
- ▶ Air intake valve for high-volume air flow



Item #	Description
T1854	Anchor blow-out bulb

Concrete Screw Anchoring System

Holds tight tolerances that are critical to precision anchoring



SDS-plus® shank

High-quality carbide tip for long life

Common Applications:

- ▶ Conduit
- ▶ Electrical boxes
- ▶ Pipe straps
- ▶ HVAC strapping
- ▶ Sign fastening
- ▶ Window frames
- ▶ Backer boards

SDS-plus® Bulldog™ Hex Drive Rotary Hammer Bits

For use with masonry fastening systems/hex sleeve drive tools. Hex drive on bit fits into driver sleeve.



Item #	Diameter	Useable Length	Overall Length	Qty.	Bulk Item #	Bulk Qty.
HC2302	5/32"	4"	7"	1	HC2302B25	25
HC2312	3/16"	4"	7"	1	HC2312B25	25
HC2341	1/4"	4"	6"	1	HC2341B10	10

SDS-plus® Bulldog™ Hex Drive Accessory and Kit

For use with masonry fastening systems/hex sleeve drive tools. Hex drive on bit fits into driver sleeve.

- ▶ 1/4" hex shoulder for drive sleeve used to set masonry screws

Item #	Description
AD2300	Anchor drive sleeve used to set masonry screws and concrete anchors. Accepts 5/32", 3/16" and 1/4" bits
HC2309	7 pc anchor drive installation kit: 5/32" x 6-1/2" and 3/16" x 6-1/2" hex bits, #2 and #3 Phillips® power bits, 5-3/4" sleeve, 1/4" and 5/16" sockets

NOTE: Drill bits (or extension + drill bit) in excess of 8" should never exceed 600 RPM




D-tect150 Wall/Floor Scanner with Radar

The Bosch D-tect150 Wall/Floor scanner detects the material type, exact depth and relative width of objects located beneath the surface. It can even detect rebar in up to 6" of cured concrete.


See pages 290–291 for more information on the D-tect150 wall/floor scanner.

SPEEDCORE™ Thin-Wall Core Bits

Core Bit Assembly:
Screw core bit onto shank



One-piece SDS-plus® Extension



Thin Wall Core Bit

SDS-plus® SPEEDCORE™ Thin Wall Core Bits

Bosch SDS-plus® rotary hammer core bits are designed for drilling with smaller hammers; core body range is 1" up to 4-3/8" with a usable cutting depth of 3".



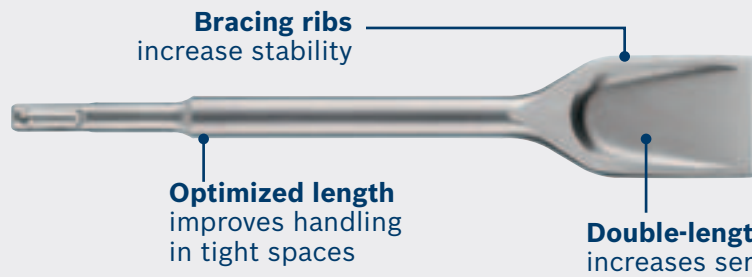
Item #	Diameter
T3910SC	1"
T3911SC	1-3/16"
T3912SC	1-3/8"
T3913SC	1-9/16"
T3914SC	1-7/8"
T3915SC	2-9/16"

Item #	Diameter
T3916SC	2-11/16"
T3917SC	3-1/8"
T3918SC	3-3/16"
T3919SC	3-1/2"
T3920SC	3-7/8"
T3921SC	4-3/8"

Item #	Description
T3922	3" extension straight (2 pc)
T3923SC	4" extension SDS-plus® (2 pc)
T3924	SpeedCore™ pilot
T3925SC	7" extension SDS-plus® (1 pc)
T3926SC	13" extension SDS-plus® (1 pc)
T3927SC	17" extension SDS-plus® (1 pc)

NOTE: Drill bits (or extension + drill bit) in excess of 8" should never exceed 600 RPM

Self-Sharpening Chisels Works longer, faster and sharper



30%
Higher removal rate
vs. standard chisel




Available in 1-1/2" (HS1425) and 2-1/2" (HS1427) width.

SDS-plus® Bulldog™ Xtreme Hammer Steel

Bosch offers a full assortment of SDS-plus® hammer steel points and chisels.

- **HS1465** removes material up to 40% quicker than conventional tile chisels. Ideal for smaller grout joints and specially shaped for prying and removing tiles in one piece
- **HS1470** viper flat chisel and **HS1472** pointed chisel provide 30% longer life and 15% more material removal



Item #	Description
HS1425	1-1/2" x 10" wide chisel (self-sharpening)
HS1427	2-1/2" x 10" wide chisel (self-sharpening)
HS1465	1-1/2" x 10" tile chisel
HS1470	3/4" x 10" viper flat chisel (long life)
HS1472	10" point (long life)

SDS-plus® Bulldog™ Hammer Steel



Item #	Description
HS1415	10" point
HS1420	3/4" x 10" chisel
HS1430	1/4" x 7" wood chisel
HS1435	1/2" x 7" wood chisel
HS1440	3/4" x 7" wood chisel
HS1445	1" x 7" wood chisel
HS1450	1-1/4" x 7" wood chisel
HS1475	10" gouging chisel
HS1480	8" carbide tipped point
HS1485	1-1/2" x 5-3/4" stubby scaling chisel
HS1490	5-3/4" stubby point
HS1495	3/4" x 5-3/4" stubby flat chisel

SDS-max® Hammers

11240 1-9/16" SDS-max® Combination Hammer



- ▶ “Combination” Dual-Mode Selector—Two modes of operation; rotary hammer and hammer-only mode
- ▶ Integral Clutch—Helps minimize torque reaction
- ▶ Vario-Lock™ Positioning—Rotates and locks chisel into 12 different positions to optimize working angle
- ▶ Innovative Service Modules—Designed so a qualified service technician can quickly replace the brushes and cord

Includes:
Auxiliary Handle **1612025055**
Carrying Case **3605438536**

Optional dust collection attachments available on pages 22 and 274.

Specifications	
Rating	120V
Amperage	10
No Load RPM	400
No Load BPM	3,000
Impact Energy (ft.-lbs.)	5.2
Maximum Capacities: Concrete	1-9/16"
Maximum Capacities: Concrete Core Bit	4"
Length	17.25"
Weight	13.2 lbs.

11264EVS 1-5/8" SDS-max® Combination Hammer



- ▶ Vibration Control—Vibration reduction in the hammer mechanism and grip area provide maximum user comfort
- ▶ One-Hand™ SDS-max®—One-hand, toolless system makes changing bits easier than ever before
- ▶ Turbo™ Power Feature—Delivers 20% more power in hammer-only mode
- ▶ Integral Clutch—Helps minimize torque reaction

Includes:
Auxiliary Handle **1612025055**
Carrying Case **3605438536**

Optional dust collection attachments available on pages 22 and 274.

Specifications	
Rating	120V
Amperage	13.0
No Load RPM	170-340
No Load BPM	1,700-2,900
Impact Energy (ft.-lbs.)	6.8/8.1 (turbo)
Maximum Capacities: Concrete	1-5/8"
Maximum Capacities: Concrete Thru Hole Bit	2-9/16"
Maximum Capacities: Concrete Core Bit	4-1/8"
Optimal Concrete Capacity Range	1/2"-1-7/16"
Length	19.25"
Weight	14.3 lbs.

11263EVS 1-3/4" SDS-max® Combination Hammer



- ▶ “Combination” Dual-Mode Selector—Two modes of operation: rotary hammer and hammer-only mode
- ▶ Constant Response™ Circuitry—Provides soft-start, maintains constant speed under load, provides overload protection
- ▶ Turbo™ Power Feature—Delivers 20% more power in hammer-only mode
- ▶ Integral Clutch—Helps minimize torque reaction

Includes:
Auxiliary Handle **1612025051**
Carrying Case **3605438396**

Optional dust collection attachments available on pages 22 and 274.

Specifications	
Rating	120V
Amperage	13.5
No Load RPM	145-280
No Load BPM	1,350-2,800
Impact Energy (ft.-lbs.)	9.6/11.1 (turbo)
Maximum Capacities: Concrete	1-3/4"
Maximum Capacities: Concrete Thru Hole Bit	3-1/8"
Maximum Capacities: Concrete Core Bit	6"
Optimal Concrete Capacity Range	5/8"-1-9/16"
Length	21.0"
Weight	17.9 lbs.

11245EVS 2" SDS-max® Combination Hammer



- ▶ “Combination” Dual-Mode Selector—Two modes of operation: rotary hammer and hammer-only mode
- ▶ Constant Response™ Circuitry—Provides soft-start, maintains constant speed under load, provides overload protection
- ▶ Integral Clutch—Helps minimize torque reaction
- ▶ Service Minder™ Light—Indicates when preventative maintenance is required

Includes:
Auxiliary Handle **1612025043**
Carrying Case **2605438322**

Optional dust collection attachments available on pages 22 and 274.

Specifications	
Rating	120V
Amperage	14.0
No Load RPM	120–250
No Load BPM	1,100–2,500
Impact Energy (ft.-lbs.)	13.3
Maximum Capacities: Concrete	2"
Maximum Capacities: Concrete Thru Hole Bit	3-1/8"
Maximum Capacities: Concrete Core Bit	6"
Optimal Concrete Capacity Range	3/4"-1-3/4"
Length	23.5"
Weight	24.5 lbs.

11388 SDS-max® Demolition Hammer



- ▶ Vario-Lock™ Positioning—Rotates and locks chisel into 12 different positions to optimize working angle
- ▶ 360° Auxiliary Handle—Provides a wide range of movement along with operator comfort
- ▶ Innovative Service Modules—Designed for quick brush and cord replacement by qualified technician

Includes:
Auxiliary Handle **1612025055**
Carrying Case **3605438534**

Optional dust collection attachments available on pages 22 and 274.

Specifications	
Rating	120V
Amperage	10.0
No Load BPM	2,800
Impact Energy (ft.-lbs.)	5.9
Length	17.5"
Weight	11.6 lbs.

11321EVS SDS-max® Demolition Hammer



- ▶ Vibration Control—Vibration reduction in the hammer mechanism and grip area provide maximum user comfort for extended periods of work
- ▶ Constant Response™ Circuitry—Provides soft-start, maintains constant speed under load, provides overload protection
- ▶ Vario-Lock™ Positioning—Rotates and locks chisel into 12 different positions to optimize working angle
- ▶ Auto-Max™ Variable-Speed Dial—Designed to automatically ensure maximum speed and power every time the tool is plugged in

Includes:
Auxiliary Handle **1612025061**
Carrying Case

Optional dust collection attachments available on pages 22 and 274.

Specifications	
Rating	120V
Amperage	13.0
No Load BPM	1,300-2,900
Impact Energy (ft.-lbs.)	9.6
Length	18.6"
Weight	12.8 lbs.

11316EVS SDS-max® Demolition Hammer



- ▶ Variable-Speed Dial—For controlled chipping applications
- ▶ Constant Response™ Circuitry—Provides soft-start, maintains constant speed under load, provides overload protection
- ▶ Vario-Lock™ Positioning—Rotates and locks chisel into 12 different positions to optimize working angle
- ▶ Service Minder™ Light—Indicates when preventative maintenance is required

Includes:

Auxiliary Handle **2602025076**
Carrying Case **2605438297**

Optional dust collection attachments available on pages 22 and 274.

Specifications	
Rating	120V
Amperage	14.0
No Load BPM	900-1,890
Impact Energy (ft.-lbs.)	4.4-18.4
Length	22.5"
Weight	22.5 lbs.

SDS-max® Adapters

SDS-max® Rotary Hammer Adapters

Bosch offers adapters to make it easy to move up to SDS-max® while still utilizing your current SDS-plus® and Spline accessories.



Item #	Description
HA1030	SDS-max® to SDS-plus® adapter
HA1031	SDS-max® to Spline adapter
HA1032	SDS-max® to 3/4" hex adapter

Dust Collection Attachments and Fixture

Dust Collection Attachments

For use with Bosch SDS-max® and Spline hammers.

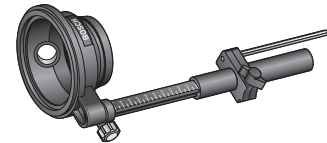


Item #	Description
HDC-C1	Chipping attachment
HDC-D1	Chipping and drilling attachment

For more information on dust collection see page 270

Dust Extraction Fixture

- ▶ Attaches to tool and vacuum cleaner hose to provide excellent dust collection when drilling in dust-sensitive areas, such as computer rooms and medical facilities
- ▶ For use with bits up to 1-9/16" in diameter (depending on tool's bit capacity) for extracting fine dust, wood or metal drilling debris
- ▶ Built-in depth gauge and adjustable depth limiter
- ▶ Includes dust cover 1615502004



Item #	Description
1618190009	Dust extraction fixture
1610502004	Replacement dust cover



GRL400H Self-Leveling Rotary Laser

For fast, fully automatic exterior self-leveling. The durable Bosch GRL400H rotary laser makes leveling of concrete extremely easy and accurate.

See page 308 for more information on the GRL400H Self-Leveling Rotary Laser.

SDS-max® Hammer Bits and Chisels

SpeedX™


Wear Mark Indicator

- ▶ Assures accuracy of hole diameter



Highest Drilling Speed

- ▶ Inclined side cutters provide fast concrete drilling



Compact Head

- ▶ For fast dust removal and longer life

Active Centering Tip

- ▶ Provides quick accurate starts

Unrivaled Destructive Power

- ▶ Solid carbide with robust S-cutter design for added speed and life

SDS-max® SpeedX™ Rotary Hammer Bits

Bosch carbide rotary hammer bits feature tips that stay sharper longer and deliver more holes within specification than competitors' bits.

- ▶ Manufactured to ANSI specification B212.14
- ▶ SDS-max® rotary hammer bits fit Bosch SDS-max® hammers, but also competitive SDS-max® drive hammers and Hilti® hammers using TE-Y and TE-FY shanks



Item #	Diameter	Usable Length	Overall Length
HC5005*	3/8"	8"	13"
HC5010*	1/2"	8"	13"
HC5011*	1/2"	16"	21"
HC5013*	1/2"	24"	29"
HC5015*	9/16"	8"	13"
HC5016*	9/16"	16"	21"
HC5017*	9/16"	24"	29"
HC5020	5/8"	8"	13"
HC5021	5/8"	16"	21"
HC5024	5/8"	24"	29"
HC5023	5/8"	31"	36"
HC5026	11/16"	16"	21"
HC5030	3/4"	8"	13"
HC5031	3/4"	16"	21"
HC5034	3/4"	24"	29"
HC5033	3/4"	31"	36"
HC5036	13/16"	16"	21"
HC5040	7/8"	8"	13"
HC5041	7/8"	16"	21"
HC5044	7/8"	24"	29"
HC5043	7/8"	31"	36"

*Two cutter

Item #	Diameter	Usable Length	Overall Length
HC5050	1"	8"	13"
HC5051	1"	16"	21"
HC5054	1"	24"	29"
HC5053	1"	31"	36"
HC5060	1-1/8"	8"	13"
HC5061	1-1/8"	16"	21"
HC5062	1-1/8"	24"	29"
HC5063	1-1/8"	31"	36"
HC5070	1-1/4"	8"	13"
HC5071	1-1/4"	16"	21"
HC5072	1-1/4"	24"	29"
HC5073	1-1/4"	31"	36"
HC5081	1-3/8"	16"	21"
HC5082	1-3/8"	24"	29"
HC5083	1-3/8"	31"	36"
HC5091	1-1/2"	16"	21"
HC5092	1-1/2"	24"	29"
HC5093	1-1/2"	31"	36"
HC5098	1-3/4"	16"	21"
HC5099	2"	16"	21"




Thru-Hole Bit

Drill all the way through without stopping



Aggressive tip provides fast break-through and large chip removal



SDS-max® Thru-Hole Rotary Hammer Bits

One-piece, thru-hole bits are designed for fast work without the need to change shanks. The all-in-one core with SDS-max® shank transmits power directly to the end of the bit. Additionally, thru-hole bits are more economical due to their long life.



Item #	Diameter	Usable Length	Overall Length
HC6501	1-3/4"	18"	24"
HC6511	2-1/8"	18"	24"
HC6521	2-1/2"	18"	24"
HC6531	3-1/8"	18"	24"

NOTE: Drill bits (or extension + drill bit) in excess of 8" should never exceed 600 RPM

Core Bits with Wave Design

Larger, cleaner holes up to 6" in diameter



Carbide-tipped centering bit
Item# HC88



Asymmetrical carbide teeth for faster cutting, longer life

All-in-one core transmits power directly to the end of the bit



Wave design transfers energy to bit more effectively for up to 40% faster drilling vs. previous design

SDS-max® Rotary Hammer Core Bits (1 pc)

Bosch SDS-max® carbide-tipped rotary hammer core bits offer an integral shank for better power transmission. Maximum core size is 2-5/8" deep.



Item #	Diameter	Usable Length	Overall Length
HC8501	1-3/4"	7"	12"
HC8506	1-3/4"	17"	22"
HC8510	2"	7"	12"
HC8515	2"	17"	22"
HC8516	2-1/4"	7"	12"
HC8517	2-1/4"	17"	22"
HC8521	2-5/8"	7"	12"
HC8526	2-5/8"	17"	22"
HC8531	3-1/4"	7"	12"
HC8536	3-1/4"	17"	22"
HC8540	3-9/16"	7"	12"
HC8545	3-9/16"	17"	22"
HC8550	4"	7"	12"
HC8555	4"	17"	22"
HC8570	5"	7"	12"
HC8575	5"	17"	22"
HC8580	6"	7"	12"
HC8595	6"	17"	22"
HC88 centering bit	—	—	5-5/16"
HCRR001 rubber ring and pin	—	—	—

NOTE: Drill bits (or extension + drill bit) in excess of 8" should never exceed 600 RPM

SDS-max® Core Bit Extensions

Item #	Diameter
CAM008	8"
CAM018	18"

Rotary Hammer Core Bits (2 pc)

Item #	Diameter	Item #	Diameter
HC7501	1-3/4"	HC7505	3-1/2"
HC7502	2"	HC7506	4"
HC7503	2-1/2"	HC7507	5"
HC7504	3"	HC7508	6"

NOTE: Interchangeable core bits work with SDS-max® or Spline adapters

SDS-max® R-Tec

The R-Tec Advantage

Bosch R-Tec technology for SDS-max® chisels use an energy diverting reflection element that increases material removal by 15%. Because the energy is dispersed back into the work material, the tool and bit do more of the work with less vibration for the user. And the R-Tec chisel features a unique cutting head with extra wedges for increased breakout. Bosch SDS-max® R-Tec chisels and points produce faster results in less time and help increase overall jobsite productivity and profitability.

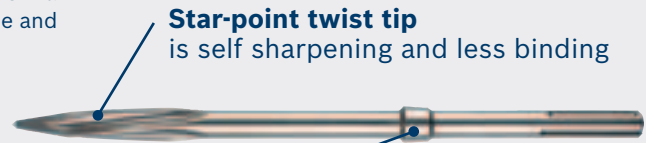


R-Tec Chisel Conventional Chisel

The reflection element diverts the energy of the return shock and converts it into new impact energy.

15%

Higher Removal Rate vs. Standard Chisel




Star-point twist tip is self sharpening and less binding

Innovative reflection element increases material removal rate by up to 15%

SDS-max® Hammer Steel

Bosch offers a full assortment of SDS-max® hammer steel points and chisels.



Item #	Description	Size	Qty.	Bulk Item #	Bulk Qty.
HS1935	R-Tec flat chisel <i>self-sharpening</i>	1" x 16"	1	—	—
HS1936	R-Tec star point chisel twist <i>self-sharpening, no jam</i>	16"	1	—	—
HS1906	Asphalt cutter	5" x 15"	1	—	—
HS1909	Bushing tool, one piece	16 tooth head, 1-3/4" square x 9-1/4"	1	—	—
HS1910	Scaling chisel	3" x 12"	1	—	—
HS1916	Scaling chisel	1-1/2" x 12"	1	—	—
HS1917	Scaling chisel <i>self-sharpening</i>	2" x 14"	1	—	—
HS1911	Flat chisel	1" x 12"	1	HS1911B20	20
				HS1911B25	25
HS1912	Flat chisel	1" x 18"	1	HS1912B10	10
				HS1912B25	25
HS1913	Bull point	12"	1	HS1913B20	20
				HS1913B25	25
HS1914	Bull point	18"	1	HS1914B10	10
				HS1914B25	25
HS1915	Tile chisel	2" x 12"	1	—	—
HS1918	Floor scraper	6" x 25"	1	—	—
HS1920	Seam tool	1-1/8" x 15"	1	—	—
HS1921	Slotting tool	1-1/8" x 15"	1	—	—
HS1922	Clay spade	4-1/2" x 17"	1	—	—
HS1924	Ground rod driver	5/8" and 3/4" rods	1	—	—
HS1926	Round spade	5-3/8" x 16"	1	—	—
HS1927	Tamper plate shank	12"	1	—	—
HS1828	Tamper plate	5" x 5"	1	—	—
HS1928	Winged channel chisel	1" x 15"	1	—	—
HS1929	Gouge	1" x 12"	1	—	—
HS1969	Carbide bushing tool	25 tooth head (carbide), 2" x 2" square	1	—	—

Spline/Round Hex Hammers

11247 1-9/16" Spline Combination Hammer



- ▶ "Combination" Dual-Mode Selector—Two modes of operation: rotary hammer and hammer-only mode
- ▶ Integral Clutch—Helps minimize torque reaction
- ▶ Vario-Lock™ Positioning—Rotates and locks chisel into 12 different positions to optimize working angle
- ▶ Innovative Service Modules—Designed so a qualified service technician can quickly replace the brushes and cord

Includes:

Auxiliary Handle **1612025055**
Carrying Case **3605438536**

Optional dust collection attachments available on pages 22 and 274.

Specifications	
Rating	120V
Amperage	10.0
No Load RPM	400
No Load BPM	3,000
Impact Energy (ft.-lbs.)	5.2
Maximum Capacities: Concrete	1-9/16"
Maximum Capacities: Concrete-Thru Hole Bit	2-1/2"
Maximum Capacities: Concrete-Core Bit	4"
Optimal Concrete Capacity Range	1/2"-1-3/8"
Length	17.25"
Weight	13.6 lbs.

11265EVS 1-5/8" Spline Combination Hammer



- ▶ Vibration Control—Vibration reduction in the hammer mechanism and the grip area provides maximum user comfort for extended periods of work
- ▶ Turbo™ Power Feature—Delivers 20% more power in hammer-only mode
- ▶ Integral Clutch—Helps minimize torque reaction
- ▶ Auto-Max™ Variable Speed Dial—Designed to automatically ensure the maximum speed and power every time the tool is plugged in

Includes:

Auxiliary Handle **1612025055**
Carrying Case **3605438536**

Optional dust collection attachments available on pages 22 and 274.

Specifications	
Rating	120V
Amperage	13.0
No Load RPM	170-340
No Load BPM	1,700-2,900
Impact Energy (ft.-lbs.)	6.8/8.1 (turbo)
Maximum Capacities: Concrete	1-5/8"
Maximum Capacities: Concrete-Thru Hole Bit	2-9/16"
Maximum Capacities: Concrete-Core Bit	4-1/8"
Optimal Concrete Capacity Range	1/2"-1-7/16"
Length	19.25"
Weight	14.7 lbs.

11387 3/4" Round Hex Demolition Hammer



- ▶ Vario-Lock™ Positioning—Rotates and locks chisel into 12 different positions to optimize working angle
- ▶ 360° Auxiliary Handle—Provides a wide range of movement along with operator comfort
- ▶ Innovative Service Modules—Designed for quick brush and cord replacement by qualified technician

Includes:

Auxiliary Handle **1612025055**
Carrying Case **3605438534**

Optional dust collection attachments available on pages 22 and 274.

Specifications	
Rating	120V
Amperage	10.0
No Load BPM	2,800
Impact Energy (ft.-lbs.)	5.9
Length	17.5"
Weight	12.0 lbs.

11317EVS 3/4" Round Hex Demolition Hammer



- ▶ Constant Response™ Circuitry—Provides soft-start, maintains constant speed under load, provides overload protection
- ▶ Variable Speed Dial—For controlled chipping applications
- ▶ Service Minder™ Light—Indicates when preventative maintenance is required

Includes:
Auxiliary Handle **2602025079**
Carrying Case **2605438297**

Specifications	
Rating	120V
Amperage	12.8
No Load BPM	900–1,890
Impact Energy (ft.-lbs.)	4.0–16.5
Length	22.0"
Weight	22.0 lbs.

Spline Adapters

Spline Rotary Hammer Adapters

Use these Bosch adapters with a Spline hammer to utilize B taper and SDS-plus® accessories.



Item #	Description
1618598151	Spline shank to SDS-max® adapter
HA1020	Spline drive to SDS-plus® adapter
1601030009	Drift pin (for T1831)

Spline Hammer Carbide and Round Hex Hammer Steel

Spline SpeedX™ Rotary Hammer Bits

Bosch spline rotary hammer bits are carbide tipped, fit Bosch and other Spline hammers.



Item #	Diameter	Usable Length	Overall Length
HC4501*	3/8"	8"	13"
HC4511*	1/2"	8"	13"
HC4512*	1/2"	16"	21"
HC4513*	1/2"	24"	29"
HC4516*	9/16"	16"	21"
HC4021	5/8"	8"	13"
HC4022	5/8"	16"	21"
HC4023	5/8"	24"	29"
HC4024	5/8"	31"	36"
HC4031	3/4"	8"	13"
HC4032	3/4"	16"	21"
HC4033	3/4"	24"	29"
HC4034	3/4"	31"	36"
HC4040	7/8"	8"	13"
HC4041	7/8"	16"	21"
HC4042	7/8"	24"	29"
HC4043	7/8"	31"	36"
HC4050	1"	8"	13"

Item #	Diameter	Usable Length	Overall Length
HC4051	1"	16"	21"
HC4052	1"	24"	29"
HC4053	1"	31"	36"
HC4060	1-1/8"	8"	13"
HC4061	1-1/8"	16"	21"
HC4062	1-1/8"	24"	29"
HC4063	1-1/8"	31"	36"
HC4070	1-1/4"	8"	13"
HC4071	1-1/4"	16"	21"
HC4072	1-1/4"	24"	29"
HC4073	1-1/4"	31"	36"
HC4081	1-3/8"	16"	21"
HC4082	1-3/8"	24"	29"
HC4083	1-3/8"	31"	36"
HC4091	1-1/2"	16"	21"
HC4092	1-1/2"	24"	29"
HC4093	1-1/2"	31"	36"

*Two cutter



Spline Rotary Hammer Core Bits with Wave Design (1 pc)

Item #	Diameter	Usable Length	Overall Length
HC8001	1-3/4"	7"	12"
HC8006	1-3/4"	17"	22"
HC8010	2"	7"	12"
HC8015	2"	17"	22"
HC8016	2-1/4"	7"	12"
HC8017	2-1/4"	12"	22"
HC8021	2-5/8"	7"	12"
HC8026	2-5/8"	17"	22"
HC8031	3-1/4"	7"	12"
HC8036	3-1/4"	12"	22"
HC8040	3-9/16"	7"	12"
HC8045	3-9/16"	17"	22"

Item #	Diameter	Usable Length	Overall Length
HC8050	4"	7"	12"
HC8055	4"	17"	22"
HC8070	5"	7"	12"
HC8075	5"	17"	22"
HC8080	6"	7"	22"
HC8085	6"	17"	22"
HC88 centering bit	—	—	5-5/16"
HCRR001 rubber ring and pin	—	—	—


Spline Core Bit Extensions

Item #	Diameter
CAS008	8"
CAS018	18"

NOTE: For interchangeable
2 pc core bits see page 24

Round Hex/Spline Hammer Steel

Bosch offers a full assortment of Round Hex/Spline hammer steel points and chisels.



Item #	Description	Size	Qty.	Bulk Item #	Bulk Qty.
HS1809	Bushing tool one piece	16 tooth head, 1-3/4" square x 9-1/4"	1	HS1809B10	10
HS1810	Scaling chisel	3" x 12"	1	HS1810B10	10
HS1811	Flat chisel	1" x 12"	1	HS1811B20	20
HS1812	Flat chisel	1" x 18"	1	HS1812B10	10
HS1813	Bull point	12"	1	HS1813B20	20
HS1814	Bull point	18"	1	HS1814B10	10
HS1815	Scraping chisel	2" x 12"	1	—	—
HS1816	Scaling chisel	1-1/2" x 12"	1	—	—
HS1817	Scaling chisel	2" x 12"	1	HS1817B10	10
HS1521	Bushing head	16 tooth head, 1-3/4" square	1	—	—
HS1818	Bushing head shank	12"	1	—	—
HS1820	Seam tool	1-1/8" x 15"	1	—	—
HS1821	Slotting tool	1-1/8" x 15"	1	—	—
HS1822	Clay spade	4-1/2" x 16"	1	HS1822B3	3
HS1824	Ground rod driver	5/8" and 3/4" rods	1	—	—
HS1826	Pointed spade	4-1/2" x 16"	1	—	—
HS1827	Tamper plate shank	12"	1	—	—
HS1828	Tamper plate	5" x 5"	1	—	—
HS1969	Carbide bushing tool	25 tooth head (carbide), 2" x 2" square	1	—	—



World of Concrete 2011
Editor's Choice

Breaker Hammers

11335K Jack 35 lb. Breaker Hammer



- ▶ **Vibration Control**—Vibration reduction in the hammer mechanism and the grip area provides maximum user comfort
- ▶ **In-Line Design**—Ultimate tool balance with multiple grip positions for maximum performance in angled, horizontal and vertical applications
- ▶ **Two-Way Tool Retainer**—Accepts standard 1-1/8" (28mm) hex, air tool steel with retaining collar or Bosch internal-locking combo steel

Specifications	
Rating	120V
Amperage	15.0
No Load BPM	1,300
Impact Energy (ft.-lbs.)	34
Length	30.4"
Weight	38.0 lbs.

Includes:

Star Point Chisel **HS2861**
 Articulating Auxiliary Handle **2602025170**
 Carrying Case with Wheels **1615438432**
 Grease Tube **1615430005**
 Cleaning Rag **1619200444**

Optional dust collection attachments available on pages 30 and 274.

BH2760VC Brute™ Breaker Hammer



- ▶ **Vibration Control**—Vibration reduction in the hammer mechanism and grip area provide maximum user comfort for extended periods of work; 50% less vibration than the 11304
- ▶ **The Plug-In Anywhere Hammer**—Does not need a compressor
- ▶ **Total Portability**—Operates on 115/120V AC/DC, 15 amp. outlet or 2,500-watt portable generator

Specifications	
Rating	115/120V AC/DC
Amperage	15.0
No Load BPM	1,000
Impact Energy (ft.-lbs.)	49.5 ft.-lbs.*
Length	30.5"
Weight	65.0 lbs.

*Based on test of 230V product

Optional dust collection attachments available on pages 30 and 274.

BH2760VCB Brute™ Breaker Hammer with Basic Cart Plus Two Chisels



Same features as BH2760VC above.

Also includes:

Basic Cart **T1657**
 Narrow Chisel **HS2163**
 Moil Point Chisel **HS2161**

Same specifications as BH2760VC above.

Optional dust collection attachments available on pages 30 and 274.

BH2760VCD Brute™ Breaker Hammer with Deluxe Cart Plus Four Chisels



Same features as BH2760VC above.

Also includes:


Deluxe Cart **T1757**
 (2) Narrow Chisels **HS2163**
 (2) Star Point Chisels **HS2861**

Same specifications as BH2760VC above.

Optional dust collection attachments available on pages 30 and 274.



Impact the Job, Not Your Body.



Maximum comfort for all-day use

Maximum impact energy for industry leading performance



Bosch vibration control technology works in two places

- 1** Longer air cushion in the hammer mechanism reduces vibration at the source
- 2** Isolation technology in the handles further reduce vibration levels

Look for other Bosch tools with this logo



Breaker Hammer Carts

T1757 Deluxe Hammer Cart



- ▶ Folding Foot Plate—Easily folds out of the way for use as a hand truck
- ▶ 8" Foam Tires—Puncture-free tires absorb shock over rugged terrain
- ▶ Truck Ramp—For easy loading in and out of a truck or van
- ▶ Accessory Holders—Securely holds hammer steel in place during transportation

Specifications	
Use as Hand Truck	Yes
Truck Ramp	Yes
Secure Accessory Holders	Yes
Capacity	250 lbs.
Length	42.25"
Weight	28.9 lbs.



Pin up

For use as a handtruck



Pin down

For use with hammer

T1657 Basic Hammer Cart



- ▶ 8" Diameter Semi-Pneumatic, Ball-Bearing Wheels—Easy rolling over rough job sites
- ▶ Rugged 1" Diameter All-Welded Steel Frame, Plus Heavy-Duty Rubber Tiedown—For convenient storage and easy transportation

Specifications	
Use as Hand Truck	No
Truck Ramp	No
Secure Accessory Holders	No
Capacity	250 lbs.
Length	42.5"
Weight	21.0 lbs.

Dust Collection Attachment



Dust Collection Attachment

Recommend a 2" hose for optimum dust collection.

For more information on dust collection see page 270.

Item #	Description
HDC-C2	Hammer dust collection attachment for demolition applications

Breaker and Demolition Hammer Steel

Star-Point Chisel

Self-sharpening eliminates downtime and increases removal rate

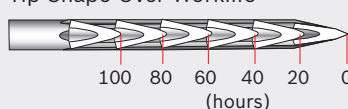


Star-point shape
Creates self-sharpening edge to eliminate downtime and increase removal rate



30% Higher removal rate vs. standard chisel

Tip Shape Over Worklife




Cross section of star-pointed chisel



3/4" Hex Hammer Steel

Bosch offers a full assortment of 3/4" hex hammer steel points and chisels.



Item #	Description	Size	Qty.	Bulk Item #	Bulk Qty.
HS1502	Scraping chisel	2" x 12"	1	—	—
HS1503	Scaling chisel	3" x 12"	1	HS1503B10	10
HS1504	Clay spade	4-1/2" x 17"	1	—	—
HS1506	Asphalt cutter	5" x 15"	1	—	—
HS1508	Bushing head shank	12"	1	—	—
HS1515	Bull point	12"	1	HS1515B20	20
HS1516	Bull point	18"	1	HS1516B10	10
HS1517	Flat chisel	1" x 12"	1	HS1517B20	20
HS1518	Flat chisel	1" x 18"	1	HS1518B10	10
HS1520	Bushing tool one piece	16-tooth head, 1-3/4" square x 9-1/4"	1	HS1520B10	10
HS1521	Bushing head	16-tooth head, 1-3/4" square	1	—	—
HS1524	Ground rod driver	5/8" and 3/4" rods	1	—	—
HS1526	Pointed spade	4-1/2" x 16"	1	—	—
HS1527	Tamper plate shank	12"	1	—	—
HS1828	Tamper plate	5" x 5"	1	—	—
HS1969	Carbide bushing tool	25 tooth head (carbide) 2" x 2" square	1	—	—

1-1/8" Hex Hammer Steel

Bosch offers a full assortment of 1-1/8" hex hammer steel points and chisels.



Item #	Description	Overall Length	Qty.	Bulk Item #	Bulk Qty.
HS2124	Tamper plate	6" x 6"	1	—	—
HS2125	Tamper plate	8" x 8"	1	—	—
HS2126	Tent stake driver	5-1/2"	1	—	—
HS2861	Star point self-sharpening	16"	1	—	—
HS2161	Moil point	20"	1	HS2161B5	5
HS2863	Flat chisel	16"	1	—	—
HS2163	Narrow chisel	20"	1	HS2163B5	5
HS2164	3" chisel	20"	1	HS2164B5	5
HS2166	Superkut chisel	20-1/2"	1	—	—
HS2167	5" asphalt cutter	19"	1	HS2167B3	3
HS2168	3" digging chisel	22-1/2"	1	—	—
HS2169	5-3/8" clay spade	21"	1	HS2169B3	3
HS2170	Frost wedge	24-1/2"	1	—	—
HS2171	Spike/pin driver	14-1/2"	1	—	—
HS2172	Ground rod driver	15-1/2"	1	—	—
HS2173	Tamper shank	15-1/2"	1	—	—

Air Tool Steel

Bosch offers a full assortment of air tool steel points and chisels. For use with pneumatic hammers only.



Item #	Description	Overall Length	Shank	Qty.
HS2260	Moil point	18"	7/8"	1
HS2261	Moil point	14"	7/8"	1
HS2262	Narrow chisel	18"	7/8"	1
HS2263	Narrow chisel	14"	7/8"	1
HS2264	3" chisel	20-1/2"	7/8"	1
HS2267	5" asphalt cutter	17-1/2"	7/8"	1
HS2269	5-1/2" clay spade	20"	7/8"	1
HS2360	Moil point	18"	1"	1
HS2361	Moil point	14"	1"	1
HS2362	Narrow chisel	18"	1"	1
HS2363	Narrow chisel	14"	1"	1
HS2364	3" chisel	20-1/2"	1"	1
HS2367	5" asphalt cutter	17-1/2"	1"	1
HS2369	5-1/2" clay spade	20"	1"	1
HS2460	Moil point	18"	1-1/4"	1
HS2461	Moil point	14"	1-1/4"	1
HS2462	Narrow chisel	18"	1-1/4"	1
HS2463	Narrow chisel	14"	1-1/4"	1
HS2464	3" chisel	20-1/2"	1-1/4"	1
HS2467	5" asphalt cutter	17-1/2"	1-1/4"	1
HS2469	5-1/2" clay spade	20"	1-1/4"	1



Crushing Innovation




BOSCH
Invented for life









Grinders

Quick Tool Reference Guide







Small Angle Grinders

Item #	1375A	1380SLIM/ 1380SLIM-K	1800	1810PS/1810PSD	1801	1811PS/1811PSD
						
Wheel Size	4-1/2"	4-1/2"	4-1/2"	4-1/2"	5"	5"
Switch Type	Lock-on	Lock-on	Lock-on	Paddle (1801PSD—no lock-on switch)	Lock-on	Paddle (1811PSD—no lock-on switch)
Amperage	6	7.5	7.5	8	9.5	9
No Load RPMs	11,000	11,000	11,000	11,000	11,000	11,000
Spindle Thread	5/8"-11	5/8"-11	5/8"-11	5/8"-11	5/8"-11	5/8"-11
Epoxy-Coated Field Windings	Yes	Yes	Yes	Yes	Yes	Yes
Sealed Switch	Yes	Yes	Yes	Yes	Yes	Yes
Service Minder™	Yes	Yes	Yes	Yes	Yes	Yes
Grip Circumference	7-5/8"	7"	8"	8"	8"	8"
Length	10-1/2"	11"	11-1/4"	11-1/4"	11-3/4"	11-3/4"
Weight	3.75 lbs.	4.2 lbs.	4.3 lbs.	4.3 lbs.	4.8 lbs.	4.8 lbs.
Vibration Control	No	No	Yes	Yes	Yes	Yes
Guard	Screw type	Screw type	Toolless	Toolless	Toolless	Toolless

Small and Medium Angle Grinders, Tuckpointing, Concrete Surfacing

Item #	1803EVS	1821/1821D	1806E	1812PSD	1773AK	1775E
						
Wheel Size	5"	5"	6"	6"	5" Concrete Surfacing	5" Tuckpoint Grinder
Switch Type	Lock-on	Paddle (1821D—no lock-on switch)	Lock-on	Paddle	Lock-on	Lock-on
Amperage	9	9.5	12	10 (AC)/9 (DC)	10	8.5
No Load RPMs	2,800–11,000	11,000	9,300	9,300	11,000	11,000
Spindle Thread	5/8"-11	5/8"-11	5/8"-11	5/8"-11	5/8"-11	5/8"-11
Epoxy-Coated Field Windings	Yes	Yes	Yes	Yes	Yes	Yes
Sealed Switch	Yes	Yes	Yes	Yes	Yes	Yes
Service Minder™	Yes	Yes	Yes	Yes	Yes	Yes
Length	11-3/4"	14-3/4"	11-3/4"	11-3/4"	13-3/4"	11-3/4"
Weight	4.5 lbs.	5.1 lbs.	5 lbs.	5.2 lbs.	5.95 lbs.	6.4 lbs.
Vibration Control	Yes	Yes	Yes	Yes	No	No
Bind Protection	Yes	No	Yes	No	No	No
Restart Protection	Yes	No	Yes	No	No	No
Guard	Toolless	Toolless	Toolless	Toolless	Surfacing only	Tuckpointing only

Large Angle Grinders/Sander

Item #	1853-5 Sander	1772-6	1873-8/1873-8D	1893-6	1974-8/1974-8D	1994-6/1994-6D
						
Wheel Size	7" or 9"	7"	7"	9"	7"	9"
Switch Type	Lock-on	Lock-on	Lock-on (1974-8D – no lock-on switch)	Lock-on	Lock-on (1974-8D – no lock-on switch)	Lock-on (1994-6D – no lock-on switch)
Amperage	15	15	15	15	15	15
No Load RPMs	5,000	6,500	8,500	6,000	8,500	6,500
Spindle Thread	5/8"-11	5/8"-11	5/8"-11	5/8"-11	5/8"-11	5/8"-11
Epoxy-Coated Field Windings	Yes	Yes	Yes	Yes	Yes	Yes
Reinforced Armature Windings	Yes	Yes	Yes	Yes	Yes	Yes
Service Minder™	Yes	Yes	Yes	Yes	Yes	Yes
Length	17-1/2"	17-1/2"	17-1/2"	17-1/2"	17-1/2"	17-1/2"
Weight	10.5 lbs.	11.5 lbs.	11.5 lbs.	11.9 lbs.	11.4 lbs.	11.8 lbs.
Vibration Control	Yes	No	Yes	Yes	Yes	Yes
Guard	N/A	Toolless	Toolless	Toolless	Toolless	Toolless

Abrasive Cutoff

Item #	1364/1364K	1365/1365K	3814
			
Wheel Size	12"	14"	14"
Switch Type	No-lock on switch	No-lock on switch	Lock-on switch
Amperage	15	15	15
No Load RPMs	5,000	4,300	3,900
Spindle Thread	5/8"-11	5/8"-11	5/8"
Epoxy Coated Field Windings	Yes	Yes	—
Reinforced Armature Windings	Yes	Yes	—
Service Minder™	Yes	Yes	—
Length	24-1/2"	24-1/2"	11-1/4"
Weight	24.5 lbs.	27.0 lbs.	42.0 lbs.



Service Minder™ Brushes
Eliminates guesswork, stops tool when preventive maintenance is required.

Small and Medium Angle Grinders



1375A 4-1/2" Angle Grinder



Service Minder™

- ▶ Lock-On Slide Switch—For extended-use applications
- ▶ Two-Position Auxiliary Handle—Specifically designed and angled to an ergonomic position for maximum comfort and control
- ▶ Epoxy-Coated Field Windings—Provides ultimate protection against abrasive dust and metal debris
- ▶ Service Minder™ Brushes—Eliminates guesswork, stops tool when preventative maintenance is required

Includes:

Grinding Wheel Guard **1619P02792**
 Auxiliary Handle **1602025027**
 Inner (Clamping) Flange **3603340501**
 Outer (Round Nut) Flange **3603340503**
 Spanner Wrench **1607950052**
 Abrasive Grinding Wheel **2610917844**

Specifications	
Rating	120V
Amperage	6.0
No Load RPM	11,000
Wheel Diameter	4-1/2"
Wire Cup Brush	3"
Spindle Thread	5/8"-11
Wire Wheel	4"
Length	10-1/2"
Weight	3.75 lbs.

Optional dust collection attachments available on pages 41 and 274.

1380SLIM 4-1/2" Angle Grinder



Service Minder™

- ▶ Ergonomic Slim Grip—Small grip circumference enhances control and comfort
- ▶ Lock-On Slide Switch—For extended-use applications
- ▶ Directed Air Flow—Diverts dust away from switch and vital components to extend tool life
- ▶ Removable Brush Covers—For easy brush replacement

Includes:

Grinding Wheel Guard **1619P07516**
 Auxiliary Handle **2602025171**
 Inner (Clamping) Flange **3603340501**
 Outer (Round Nut) Flange **3603340503**
 Spanner Wrench **1607950052**
 Abrasive Grinding Wheel **2610917844**

Specifications	
Rating	120V
Amperage	7.5
No Load RPM	11,000
Wheel Diameter	4-1/2"
Wire Cup Brush	3"
Spindle Thread	5/8"-11
Wire Wheel	4"
Length	11"
Weight	4.2 lbs.

Optional dust collection attachments available on pages 41 and 274.

1380SLIMK 4-1/2" Angle Grinder with Case



Service Minder™

Same features as 1380SLIM above.

Also includes:
 Carrying Case

Same specifications as 1380SLIM above.

Optional dust collection attachments available on pages 41 and 274.

1800 4-1/2" Angle Grinder



Service
Minder™



- ▶ Lock-On/Off Slide Switch—For extended-use applications
- ▶ Two-Position Vibration-Control Handle—Reduces vibration up to 60%, provides uncompromising user comfort
- ▶ AC/DC Capability—Allows tool to plug into DC outlets such as welders and generators
- ▶ Toolless Adjustable Guard—Quick guard installation and adjustments

Includes:

Grinding Wheel Guard **1605510377**
 Vibration-Control Handle **1602025052**
 Inner (Clamping) Flange **3603340501**
 Outer (Round Nut) Flange **3603340503**
 Spanner Wrench **1607950052**
 Abrasive Grinding Wheel **2610917844**

Specifications	
Rating	120V AC/DC
Amperage	7.5
No Load RPM	11,000
Wheel Diameter	4-1/2"
Wire Cup Brush	3"
Spindle Thread	5/8"-11
Wire Wheel	4"
Length	11-1/4"
Weight	4.3 lbs.

Optional dust collection attachments available on pages 41 and 274.

1810PS 4-1/2" Angle Grinder with Paddle Switch



Service
Minder™



- ▶ Lock-On/Off Paddle Switch—For extended-use applications
- ▶ Two-Position Vibration-Control Handle—Reduces vibration up to 60%, provides uncompromising user comfort
- ▶ AC/DC Capability—Allows tool to plug into DC outlets such as welders and generators
- ▶ Toolless Adjustable Guard—Quick guard installation and adjustments

Includes:

Grinding Wheel Guard **1605510377**
 Vibration-Control Handle **1602025052**
 Inner (Clamping) Flange **3603340501**
 Outer (Round Nut) Flange **3603340503**
 Spanner Wrench **1607950052**
 Abrasive Grinding Wheel **2610917844**

Specifications	
Rating	120V AC/DC
Amperage	8.0
No Load RPM	11,000
Wheel Diameter	4-1/2"
Wire Cup Brush	3"
Spindle Thread	5/8"-11
Wire Wheel	4"
Length	11-1/4"
Weight	4.3 lbs.

Optional dust collection attachments available on pages 41 and 274.

1810PSD 4-1/2" Angle Grinder with Paddle Switch



Service
Minder™



- Same features as 1810PS above.**
- ▶ No Lock-On Paddle Switch—Helps prevent accidental start-ups

Same specifications as 1810PS above.

Optional dust collection attachments available on pages 41 and 274.



1801 5" Angle Grinder



Service Minder™

- ▶ Lock-On/Off Slide Switch—For extended-use applications
- ▶ Two-Position Vibration-Control Handle—Reduces vibration up to 60%, provides uncompromising user comfort
- ▶ AC/DC Capability—Allows tool to plug into DC outlets such as welders and generators
- ▶ Toolless Adjustable Guard—Quick guard installation and adjustments

Includes:

Grinding Wheel Guard **1605510378**
 Vibration-Control Handle **1602025052**
 Inner (Clamping) Flange **3603340501**
 Outer (Round Nut) Flange **3603340503**
 Spanner Wrench **1607950052**
 Abrasive Grinding Wheel **2610917845**

Specifications	
Rating	120V AC/DC
Amperage	9.5
No Load RPM	11,000
Wheel Diameter	5"
Wire Cup Brush	3"
Spindle Thread	5/8"-11
Wire Wheel	4"
Length	11-3/4"
Weight	4.8 lbs.

Optional dust collection attachments available on pages 41 and 274.

1811PS 5" Angle Grinder with Paddle Switch



Service Minder™

- ▶ Lock-On/Off Paddle Switch—For extended-use applications
- ▶ Two-Position Vibration-Control Handle—Reduces vibration up to 60%, provides uncompromising user comfort
- ▶ AC/DC Capability—Allows tool to plug into DC outlets such as welders and generators
- ▶ Toolless Adjustable Guard—Quick guard installation and adjustments

Includes:

Grinding Wheel Guard **1605510378**
 Vibration-Control Handle **1602025052**
 Inner (Clamping) Flange **3603340501**
 Outer (Round Nut) Flange **3603340503**
 Spanner Wrench **1607950052**
 Abrasive Grinding Wheel **2610917845**

Specifications	
Rating	120V AC/DC
Amperage	9.0
No Load RPM	11,000
Wheel Diameter	5"
Wire Cup Brush	3"
Spindle Thread	5/8"-11
Wire Wheel	4"
Length	11-3/4"
Weight	4.8 lbs.

Optional dust collection attachments available on pages 41 and 274.

1811PSD 5" Angle Grinder with Paddle Switch



Service Minder™

Same features as 1811PS above.

- ▶ No Lock-On Paddle Switch—Helps prevent accidental start-ups

Same specifications as 1811PS above.

Optional dust collection attachments available on pages 41 and 274.

1803EVS 5" Angle Grinder with Variable Speed Control



Service
Minder™

- ▶ Lock-On/Off Slide Switch—For extended-use applications
- ▶ Variable-Speed Dial—Provides the ability to adjust speed for specialty applications
- ▶ Constant Response™ Circuitry—Provides soft-start, maintains constant speed under load, provides overload protection
- ▶ Bind Protection—Shuts tool down in case of wheel binding

Includes:

Grinding Wheel Guard **1605510378**
 Vibration-Control Handle **1602025052**
 Inner (Clamping) Flange **3603340501**
 Outer (Round Nut) Flange **3603340503**
 Spanner Wrench **1607950052**
 Abrasive Grinding Wheel **2610917845**

Specifications	
Rating	120V AC/DC
Amperage	9.0
No Load RPM	2,800–11,000
Wheel Diameter	5"
Wire Cup Brush	3"
Spindle Thread	5/8"–11
Wire Wheel	4"
Length	11-1/4"
Weight	4.5 lbs.

Optional dust collection attachments available on pages 41 and 274.

1821 5" Angle Grinder with Rat Tail Grip



Service
Minder™

- ▶ Lock-On/Off Trigger Switch—For extended-use applications
- ▶ Two-Position Vibration-Control Handle—Reduces vibration up to 60%, provides uncompromising user comfort
- ▶ AC/DC Capability—Allows tool to plug into DC outlets such as welders and generators
- ▶ Toolless Adjustable Guard—Quick guard installation and adjustments

Includes:

Grinding Wheel Guard **1605510378**
 Vibration-Control Handle **1602025052**
 Inner (Clamping) Flange **3603340501**
 Outer (Round Nut) Flange **3603340503**
 Spanner Wrench **1607950052**
 Abrasive Grinding Wheel **2610917845**

Specifications	
Rating	120V AC/DC
Amperage	9.5
No Load RPM	11,000
Wheel Diameter	5"
Wire Cup Brush	3"
Spindle Thread	5/8"–11
Wire Wheel	4"
Length	14-3/4"
Weight	5.1 lbs.

Optional dust collection attachments available on pages 41 and 274.

1821D 5" Angle Grinder with Rat Tail Grip



Service
Minder™

Same features as 1821 above.

- ▶ No Lock-on Trigger Switch—Helps prevent accidental start-ups

Same specifications as 1821 above.

Optional dust collection attachments available on pages 41 and 274.



1806E 6" Angle Grinder



Service Minder™

- ▶ Lock-On/Off Trigger Switch—For extended-use applications
- ▶ Automatic Restart Protection—Protects against an automatic restart after a power failure
- ▶ Constant Response™ Circuitry—Provides soft-start, maintains constant speed under load, provides overload protection
- ▶ Bind Protection—Shuts tool down in case of binding

Includes:

- Grinding Wheel Guard **1605510379**
- Vibration-Control Handle **1602025052**
- Inner (Clamping) Flange **3603340501**
- Outer (Round Nut) Flange **3603340503**
- Large Backing Flange **1605703127**
- Spanner Wrench **1607950052**
- Abrasive Grinding Wheel **2610917846**

Specifications	
Rating	120V
Amperage	12.0
No Load RPM	9,300
Wheel Diameter	6"
Wire Cup Brush	3"
Spindle Thread	5/8"-11
Wire Wheel	4"
Length	11-3/4"
Weight	5.0 lbs.

Optional dust collection attachments available on pages 41 and 274.

1812PSD 6" Angle Grinder with Paddle Switch



Service Minder™

- ▶ No Lock-On Paddle Switch—Helps prevent accidental start ups and shuts tool off if control is lost
- ▶ Two-Position Vibration-Control Handle—Reduces vibration up to 60%, provides uncompromising user comfort
- ▶ AC/DC Capability—Allows tool to plug into DC outlets such as welders and generators
- ▶ Toolless Adjustable Guard—Quick guard installation and adjustments

Includes:


- Grinding Wheel Guard **1605510379**
- Cutting Wheel Guard **1605510382**
- Vibration-Control Handle **1602025052**
- Inner (Clamping) Flange **3603340501**
- Outer (Round Nut) Flange **3603340503**
- Large Backing Flange **1605703127**
- Spanner Wrench **1607950052**
- Abrasive Grinding Wheel **2610917846**

Specifications	
Rating	120V AC/DC
Amperage	10.0 (AC)/9.0 (DC)
Max. Motor HP	1.8
No Load RPM	9,300
Wheel Diameter	6"
Wire Cup Brush	3"
Spindle Thread	5/8"-11
Wire Wheel	4"
Length	11-3/4"
Weight	5.2 lbs.

Optional dust collection attachments available on pages 41 and 274.



No Dust Collection



With Dust Collection



Experts Choice

Angle Grinder Combo Kits

18DC-4K 4-1/2" Concrete Cutting Kit



Service Minder™

- ▶ 1800 4-1/2" Grinder—Powerful 7.5 amp motor and vibration-control technology
- ▶ 18DC-5E Dust Guard—Provides effective dust containment and features adjustable depth control
- ▶ DB4542 Turbo Diamond Blade—Delivers increased cutting speed and blade life
- ▶ Reduces dust clean up and health hazards when used with a compatible vacuum such as the Bosch 3931A

Includes:

120V 4.5" Angle Grinder **1800**
Grinding Wheel Guard **1605510377**
Vibration-Control Handle **1602025052**
Inner (Clamping) Flange **3603340501**
Outer (Round Nut) Flange **3603340503**
Spanner Wrench **1607950052**
Abrasive Grinding Wheel **2610917844**
4-1/2" Dust Collection Type 1A (ISO 41)
with Foot Cutoff Guard **18DC-5E**
4-1/2" Turbo Diamond Blade **DB4542**

18SG-5K 5" Concrete Surfacing Kit



Service Minder™

- ▶ 1821 5" Rat Tail Grinder—Powerful and durable for the most demanding jobs/compact and lightweight for all-day use
- ▶ 18SG-5E Dust Guard—Provides effective dust containment and features a removable nose piece for flush surfacing
- ▶ DC510 Diamond Cup—Designed for fast grinding of thick concrete layers
- ▶ Reduces dust clean up and health hazards when used with a compatible vacuum such as the Bosch 3931A

Includes:

120V 5" Angle Grinder **1821**
Grinding Wheel Guard **1605510378**
Vibration-Control Handle **1602025052**
Inner (Clamping) Flange **3603340501**
Outer (Round Nut) Flange **3603340503**
Spanner Wrench **1607950052**
Abrasive Grinding Wheel **2610917845**
Surface Grinding Dust Guard **18SG-5E**
5" Diamond Cup Wheel **DC510**

Attachments

Cutting/Dust Collection Attachments



Type 1A (ISO 41)
with Foot

Item #	Description
18DC-5E	5" dust collection attachment compatible with all 1800 series 4-1/2" and 5" small angle grinders (1800, 1801, 1803EVS, 1810PS, 1810PSD, 1811PS, 1811PSD, 1821 and 1821D)
18DC-6E	6" dust collection attachment compatible with all 1800 series 6" small angle grinders (1806E)

Tuckpointing Attachment



Item #	Description
TG500	5" tuckpoint attachment

Surfacing Attachments



Item #	Description
18SG-5E	5" concrete surfacing attachment for use with 1800, 1801, 1803EVS, 1806E (only 4"-5" wheels), 1810PS, 1810PSD, 1811PS, 1811PSD, 1812PSD, 1821 and 1821D



Item #	Description
18SG-7	7" concrete surfacing attachment for use with 1853-5, 1853-6, 1873-6, 1873-8, 1873-8D, 1893-6 and 1893-6D (only with 7" wheel), 1894-6 and 1894-6D (only with 7" wheel)



Item #	Description
USG-5	5" concrete surfacing attachment (1380SLIM)
USG-7	7" concrete surfacing attachment for use with 1853-5, 1853-6, 1873-6, 1873-8, 1873-8D, 1893-6 and 1893-6D (only with 7" wheel), 1894-6 and 1894-6D (only with 7" wheel)

Cutting Guards



Type 1A (ISO 41)

Item #	Description
18CG-45E	4-1/2" guard compatible with all 1800 series 4-1/2" small angle grinders (1800, 1810PS and 1810PSD)
18CG-5E	5" guard compatible with all 1800 series 5" small angle grinders (1801, 1803EVS, 1811PS, 1811PSD, 1821, 1821D, 1824E, 1824ED)
18CG-6E	6" guard compatible with all 1800 series 6" small angle grinders (1806E, 1812PSD)
13CG-45	Cutting guard compatible with 1375A and 1380SLIM
19CG-7	Cutting guard compatible with 1974-8
19CG-9	Cutting guard compatible with 1994-6





Bosch Bonded Abrasives

Bosch uses only superior virgin grains made to exact specifications. The chemical structure of the grains determines the physical properties (e.g. shape, sharpness, hardness, friability).

Common grain types used include:






Aluminum Oxide: A tough, block-shaped grain used for cutting metals and other high-tensile strength materials without excessive fracturing.

Silicon Carbide: A hard, sharp abrasive suited for non-metallic materials such as concrete.

Aluminum Zirconium: A fine, dense crystalline grain that can be used for rugged stock removal.



Bonded Abrasive Wheel Types

	Type 1A (ISO 41)	Type 27A (ISO 42)	Type 27	Type 28	Type 29
Application	Cutting	Cutting	Grinding	Grinding	Blending, Grinding
Shape	 Straight Wheel	 Depressed Center Wheel	 Depressed Center Wheel	 Saucer-Shaped Wheel	 Flexible Wheel, Flap Disc
Description	Used at a 90° angle. For cutting only, no grinding.	Used at a 90° angle for light cut-off work.	For use on flat surfaces for weld preparation. Best used at a 30° angle.	For weld preparation and surface de-burring. Best used at a 15° angle.	For blending and stock removal on uneven surfaces. Best used at a 10° angle.

Color-Coded System











RAPIDO

Thin Cutting Abrasive Wheels

- ▶ Up to 50% faster
- ▶ Requires less force
- ▶ Excellent for vibration-free cutting/no burring





Metal Cutting and Grinding Abrasive Wheels

Metal						
Item #	Diameter	Arbor	Max. RPM	Tool	Application	Grit
Type 1A (ISO 41) Cutting  						
TCW1S400	4" x .040"	5/8"	15,250	Small angle grinder	Rapido™ metal / stainless cutting	60 Grit Aluminum Oxide Special Grain
TCW1S450	4-1/2" x .040"	7/8"	13,280	Small angle grinder	Rapido™ metal / stainless cutting	
TCW1S500	5" x .040"	7/8"	12,200	Small angle grinder	Rapido™ metal / stainless cutting	60 Grit Aluminum Oxide Special Grain
TCW1S6XT	6" x .040"	7/8"	10,200	Medium angle grinder	Rapido™ metal / stainless cutting	
TCW1S600	6" x 1/16"	7/8"	10,200	Medium angle grinder	Rapido™ metal / stainless cutting	46 Grit Aluminum Oxide Special Grain
CWDG1M311*	3" x .045"	1/4"	24,400	Die / straight grinder	Metal cutting	
CWDG1M313*	3" x .045"	3/8"	24,400	Die / straight grinder	Metal cutting	46 Grit Aluminum Oxide Special Grain
CWDG1M303*	3" x 1/16"	3/8"	24,400	Die / straight grinder	Metal cutting	
CWDG1M403*	4" x 1/16"	3/8"	19,000	Die / straight grinder	Metal cutting	46 Grit Aluminum Oxide Special Grain
CWDG1M415*	4" x .045"	5/8"	19,000	Die / straight grinder	Metal cutting	
CW1M400	4" x 3/32"	5/8"	15,250	Small angle grinder	Metal cutting	24 Grit Aluminum Oxide Grain
CW1M450	4-1/2" x 3/32"	7/8"	13,280	Small angle grinder	Metal cutting	
CW1M500	5" x 3/32"	7/8"	12,200	Small angle grinder	Metal cutting	24 Grit Aluminum Oxide Grain
CW1M600	6" x 3/32"	7/8"	10,200	Medium angle grinder	Metal cutting	
Type 27A (ISO 42) Cutting  						
TCW27S400	4" x .040"	5/8"	15,250	Small angle grinder	Rapido™ metal / stainless cutting	60 Grit Aluminum Oxide Special Grain
TCW27S450	4-1/2" x .040"	7/8"	13,280	Small angle grinder	Rapido™ metal / stainless cutting	
TCW27S500	5" x .040"	7/8"	12,200	Small angle grinder	Rapido™ metal / stainless cutting	60 Grit Aluminum Oxide Special Grain
TCW27S600	6" x 1/16"	7/8"	10,200	Medium angle grinder	Rapido™ metal / stainless cutting	
Type 27 Grinding  						
GW27LM450	4-1/2" x 1/4"	7/8"	13,280	Small angle grinder	Long-life grinding	30 Grit Aluminum Zirconium Grain
GW27LM451	4-1/2" x 1/4"	5/8"-11	13,280	Small angle grinder	Long-life grinding	
GW27LM500	5" x 1/4"	7/8"	12,200	Small angle grinder	Long-life grinding	30 Grit Aluminum Zirconium Grain
GW27LM600	6" x 1/4"	7/8"	10,200	Medium angle grinder	Long-life grinding	
CG27LM450	4-1/2" x 1/8"	7/8"	13,280	Small angle grinder	Long-life grinding, metal cutting	30 Grit Aluminum Zirconium Grain
CG27LM601	6" x 1/8"	5/8"-11	10,200	Medium angle grinder	Long-life grinding, metal cutting	
GW27M400	4" x 1/4"	5/8"	15,250	Small angle grinder	Grinding	30 Grit Aluminum Oxide Grain
GW27M450	4-1/2" x 1/4"	7/8"	13,280	Small angle grinder	Grinding	
GW27M451	4-1/2" x 1/4"	5/8"-11	13,280	Small angle grinder	Grinding	30 Grit Aluminum Oxide Grain
GW27M500	5" x 1/4"	7/8"	12,200	Small angle grinder	Grinding	
GW27M501	5" x 1/4"	5/8"-11	12,200	Small angle grinder	Grinding	30 Grit Aluminum Oxide Grain
GW27M600	6" x 1/4"	7/8"	10,200	Medium angle grinder	Grinding	
GW27M601	6" x 1/4"	5/8"-11	10,200	Medium angle grinder	Grinding	30 Grit Aluminum Oxide Grain
CG27M400	4" x 3/32"	5/8"	15,250	Small angle grinder	Light grinding, metal cutting	
CG27M450	4-1/2" x 3/32"	7/8"	13,280	Small angle grinder	Light grinding, metal cutting	24 Grit Aluminum Oxide Grain
CG27M451	4-1/2" x 3/32"	5/8"-11	13,280	Small angle grinder	Light grinding, metal cutting	
CG27M500	5" x 3/32"	7/8"	12,200	Small angle grinder	Light grinding, metal cutting	
Type 29 Blending and Grinding  						
FD2940060	4"	5/8"	15,250	Small angle grinder	Blending, grinding	60 Grit Aluminum Zirconium
FD2945040	4-1/2"	7/8"	13,280	Small angle grinder	Blending, grinding	
FD2945060	4-1/2"	7/8"	13,280	Small angle grinder	Blending, grinding	40 Grit Aluminum Zirconium
FD2945080	4-1/2"	7/8"	13,280	Small angle grinder	Blending, grinding	
FD29450120	4-1/2"	7/8"	13,280	Small angle grinder	Blending, grinding	60 Grit Aluminum Zirconium
FD2945160	4-1/2"	5/8"-11	13,280	Small angle grinder	Blending, grinding	
FD2960060	6"	7/8"	10,200	Medium angle grinder	Blending, grinding	80 Grit Aluminum Zirconium
FD2960080	6"	7/8"	10,200	Medium angle grinder	Blending, grinding	



* Diameters greater than 2" require guards





Stainless

Item #	Diameter	Arbor	Max. RPM	Tool	Application	Grit
Type 27 Grinding  						
CG27S450	4-1/2" x 3/32"	7/8"	13,280	Small angle grinder	Light grinding, cutting	30 Grit
GW27S500	5" x 1/4"	7/8"	12,200	Small angle grinder	Grinding	Aluminum Oxide
GW27S600	6" x 1/4"	7/8"	10,200	Medium angle grinder	Grinding	Special Grain

Pipeline



Item #	Diameter	Arbor	Max. RPM	Tool	Application	Grit
Type 27 Grinding  						
CG27P450	4-1/2" x 5/32"	7/8"	13,280	Small angle grinder	Light grinding, cutting	30 Grit
CG27P600	6" x 5/32"	7/8"	10,200	Medium angle grinder	Light grinding, cutting	Aluminum Oxide Grain

Aluminum



Item #	Diameter	Arbor	Max. RPM	Tool	Application	Grit
Type 27 Grinding  						
GW27AL450	4-1/2" x 1/4"	7/8"	13,280	Small angle grinder	Grinding	46 Grit
GW27AL451	4-1/2" x 1/4"	5/8"-11	13,280	Small angle grinder	Grinding	Aluminum Oxide
GW27AL500	5" x 1/4"	7/8"	12,200	Small angle grinder	Grinding	Special Grain
GW27AL501	5" x 1/4"	5/8"-11	12,200	Small angle grinder	Grinding	

Concrete/Masonry Cutting and Grinding Abrasive Wheels



Concrete/Masonry

Item #	Diameter	Arbor	Max. RPM	Tool	Application	Grit
Type 1A (ISO 41) Cutting  						
TCW1C400	4" x .045"	5/8"	15,250	Small angle grinder	Rapido™ fast cutting	60 Grit
TCW1C450	4-1/2" x .045"	7/8"	13,280	Small angle grinder	Rapido™ fast cutting	Silicon Carbide Grain
TCW1C500	5" x .045"	7/8"	12,200	Small angle grinder	Rapido™ fast cutting	
CW1C400	4" x 3/32"	5/8"	15,250	Small angle grinder	Cutting	24 Grit
CW1C450	4-1/2" x 3/32"	7/8"	13,280	Small angle grinder	Cutting	Silicon Carbide Grain
CW1C500	5" x 3/32"	7/8"	12,200	Small angle grinder	Cutting	

Type 27A (ISO 42) Cutting

 						
TCW27C400	4" x .045"	5/8"	15,250	Small angle grinder	Rapido™ fast cutting	60 Grit
TCW27C450	4-1/2" x .045"	7/8"	13,280	Small angle grinder	Rapido™ fast cutting	Silicon Carbide Grain
TCW27C500	5" x .045"	7/8"	12,200	Small angle grinder	Rapido™ fast cutting	

Type 27 Grinding

 						
GW27C450	4-1/2" x 1/4"	7/8"	13,280	Small angle grinder	Grinding	30 Grit
GW27C451	4-1/2" x 1/4"	5/8"-11	13,280	Small angle grinder	Grinding	Silicon Carbide
GW27C500	5" x 1/4"	7/8"	12,200	Small angle grinder	Grinding	Special Grain
GW27C501	5" x 1/4"	5/8"-11	12,200	Small angle grinder	Grinding	
GW27C600	6" x 1/4"	7/8"	10,200	Medium angle grinder	Grinding	
CG27C450	4-1/2" x 3/32"	7/8"	13,280	Small angle grinder	Light grinding, cutting	24 Grit
						Silicon Carbide Grain



Go the Distance

Bosch diamond blades score concrete up to twelve football fields in length. That's three times more than standard diamond blades. When your job goes into overtime, Bosch is built to last. **Better Accessories. Better Results.**



BOSCH
Invented for life



Driving Innovation in Diamond Blades

Bosch is the leader in diamond-blade technology because we never stand still. We're constantly seeking new ideas and new ways to bring innovation to the concrete/masonry market. This is what's new:

Bosch sandwich tuckpointing blades combine tall segments and a superior diamond/metal mix with a fast, ultra-efficient design to grind more surface area over a lifetime than competitive blades.

Bosch diamond cup wheels deliver versatility and improved dust removal, these new cups offer increased height from 1" to 1-1/2" to aid dust collection by fitting flush to the bottom of the hood.

Bosch diamond blades for cutting bring the latest technology to the job every day. An improved diamond formulation delivers up to three times longer life and faster speed than other standard diamond blades.

Diamond Blade Selection Chart


Material	Segmented Rim Rough Cut	Turbo Rim Smooth Cut	Continuous Rim Clean Cut
Concrete	●	●	○
Brick	●	●	○
Concrete Pavers	●	◐	○
Masonry/Block	●	◐	○
Hard/Reinforced Concrete	●	◐	○
Limestone	◐	●	○
Marble	○	◐	●
Granite	○	◐	●
Porcelain Tile	○	○	●
Ceramic Tile	○	○	●

● = Recommended ◐ = Acceptable ○ = Not Recommended


Diamond Blade Maximum Speeds and Cut Depth

Blade Diameter	Maximum RPM	Cut Depth*
4"	14,500	1"
4-1/2"	13,200	1-1/4"
5"	12,200	1-1/2"
7"	8,500	2-1/2"
10"	6,800	3-3/4"
12"	6,300	4"
14"	5,400	5"


*Cut depths are approximate and vary per tool



Segmented Rim					
Item #	Description	Application	Tool Type	Diameter	Arbor
Premium					
DB441C	Premium segmented	Concrete, block, brick	Small angle grinders	4"	7/8", 20 mm, 5/8"
DW400	Premium segmented	Cutting brick, tile, stone, masonry, other materials	Small angle grinders	4-1/8"	20 mm with 7/8" knockout
DB4541C	Premium segmented	Concrete, block, brick	Small angle grinders	4-1/2"	7/8", 20 mm, 5/8"
DB541H	Premium segmented	Concrete, block, brick	Small angle grinders	5"	7/8", 20 mm, 5/8"
Hard Concrete					
DB4564	Premium segmented	Hard material	Small angle grinders	4-1/2"	7/8"
DB564	Premium segmented	Hard material	Small angle grinders	5"	7/8"
Asphalt					
DB4565	Premium segmented	Soft abrasive, soft brick, asphalt	Small angle grinders	4-1/2"	7/8"
DB565	Premium segmented	Soft abrasive, soft brick, asphalt	Small angle grinders	5"	7/8"
Standard					
DB4541S	Standard segmented	Pavers, soft brick, concrete/block	Small angle grinders	4-1/2"	7/8"



Turbo Rim					
Item #	Description	Application	Tool Type	Diameter	Arbor
Premium					
DB442C	Premium turbo	Stone, concrete, brick	Small angle grinders	4"	7/8", 20 mm, 5/8"
DB4542C	Premium turbo	Stone, concrete, brick	Small angle grinders	4-1/2"	7/8", 20 mm, 5/8"
DB542H	Premium turbo	Stone, concrete, brick	Small angle grinders	5"	7/8", 20 mm, 5/8"
Standard					
DB442S	Standard turbo	Masonry, concrete, stone	Small angle grinders	4"	7/8", 5/8"
DB4542S	Standard turbo	Masonry, concrete, stone	Small angle grinders	4-1/2"	7/8"



Continuous Rim					
Item #	Description	Application	Tool Type	Diameter	Arbor
Premium					
DB443C	Premium continuous	Ceramic, granite, marble	Small angle grinders, tile cutter	4"	7/8", 20 mm, 5/8"
DB4543	Premium continuous	Ceramic, granite, marble	Small angle grinders, tile cutter	4-1/2"	7/8", 20 mm, 5/8"
Standard					
DB443S	Standard continuous	Ceramic, slate	Small angle grinders, tile cutter	4"	7/8", 5/8"
DB4543S	Standard continuous	Ceramic, slate	Small angle grinders	4-1/2"	7/8"
DB543S	Standard continuous	Ceramic, slate	Small angle grinders	5"	7/8"

NOTE: All diamond cutting wheels require use of Type 1A (ISO 41) guarding
See page 41 for appropriate metal or masonry cutting guard



Cup Brushes and Wire Wheels

Cup Brushes

- ▶ **WB504–WB511** are knotted wire cup brushes designed specifically for portable tools. Useful for removing weld scale, burrs and corrosion, or preparing surfaces for painting
- ▶ **WB524–WB526** are crimped wire cup brushes with carbon steel bristles that provide softer brushing action than knotted wire cup brushes



Item #	Description	Diameter	Arbor	Max. RPM	Material	Wire Gauge
WB504	Knotted wire single row cup brush	3"	5/8"–11	12,500	Stainless steel	0.02
WB509	Knotted wire single row cup brush	3"	5/8"–11	12,500	Carbon steel	0.02
WB510	Knotted wire cup brush	4"	5/8"–11	8,500	Carbon steel	0.02
WB511	Knotted wire cup brush	6"	5/8"–11	6,600	Carbon steel	0.02
WB524	Crimped wire cup brush	3"	5/8"–11	12,500	Carbon steel	0.012
WB525	Crimped wire cup brush	4"	5/8"–11	8,500	Carbon steel	0.014
WB526	Crimped wire cup brush	6"	5/8"–11	6,600	Carbon steel	0.014

Wire Wheels*

- ▶ **WB569** is a crimped wire wheel made from the highest-quality crimped tempered steel with maximum wire density to ensure longer life. Used for de-burring gears, removing oxides and scale, flash removal and edge blending
- ▶ **WB554** and **WB559** are stiff stringer bead knotted wire wheels with extremely narrow tufted faces that provide aggressive action. A maximum number of knots ensure longer life. Ideal for bead weld preparation and excellent for confined areas such as cross-country pipelines and pipe fabrication. Also useful for brushing expansion joints and narrow grooves
- ▶ **WB539** and **WB544** are full cable-knotted wire wheels with narrow faces for more difficult brushing applications that excel in tight places for jobs like cleaning welds on angles or corners. Rugged construction and precision balancing permits high RPM usage



Item #	Description	Diameter	Arbor	Max. RPM	Material	Wire Gauge
WB539	Full cable knotted wire wheel	4"	5/8"–11	20,000	Stainless steel	0.02
WB544	Full cable knotted wire wheel	4"	5/8"–11	20,000	Carbon steel	0.02
WB554	Stringer bead knotted wire wheel	4"	5/8"–11	20,000	Stainless steel	0.02
WB559	Stringer bead knotted wire wheel	4"	5/8"–11	20,000	Carbon steel	0.02
WB569	Crimped wire wheel	4"	5/8"–11	12,500	Tempered steel	0.014

*Wire wheels require Type 27 guard

Abrasive Sanding Discs


Bosch abrasive sanding discs are made from aluminum oxide for aggressive cutting. The .030" premium fiber withstands heavy-duty use and the arbor hole slots let the disc lie flatter. Used for metal surface finishing, weld blending and rust removal.

Item #	Diameter	Grit	Max. RPM	Qty.
GS424	4-1/2"	24	12,500	5
GS436	4-1/2"	36	12,500	5
GS450	4-1/2"	50	12,500	5
GS480	4-1/2"	80	12,500	5
GS490	4-1/2"	120	12,500	5
GS524	5"	24	11,500	5
GS536	5"	36	11,500	5
GS550	5"	50	11,500	5
GS580	5"	80	11,500	5
GS590	5"	120	11,500	5
T4220	4-1/2"	24	12,500	25
T4223	4-1/2"	50	12,500	25
T4224	4-1/2"	60	12,500	25
T4225	4-1/2"	80	12,500	25
T4226	4-1/2"	100	12,500	25
T4227	4-1/2"	120	12,500	25
T4228	4-1/2"	36	12,500	25
T4230	5"	24	11,500	25
T4233	5"	50	11,500	25
T4234	5"	60	11,500	25
T4235	5"	80	11,500	25
T4236	5"	100	11,500	25
T4237	5"	120	11,500	25
T4238	5"	36	11,500	25



Angle Grinder Accessories

Backing Pads

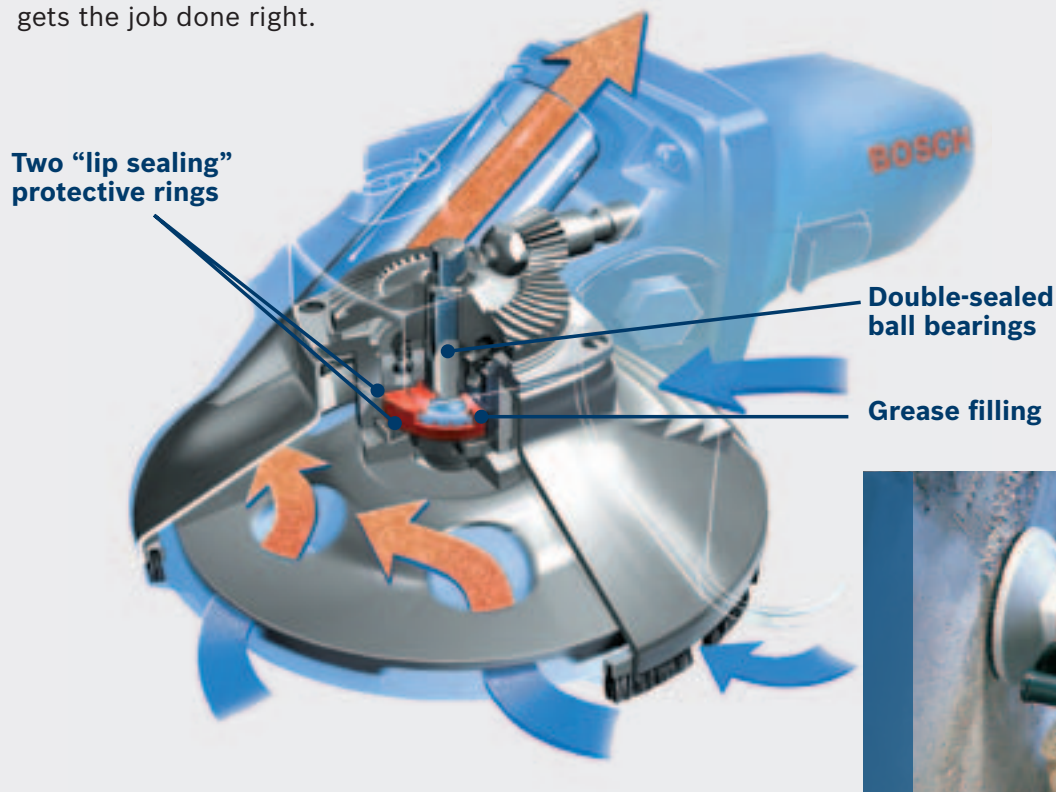


Item #	Description	Diameter	Arbor	Max RPM
MG0450	Backing pad with nut	4-1/2"	5/8"–11	12,500
MG0500	Backing pad with nut	5"	5/8"–11	11,500

Surface Grinding

Exclusive Dust Protection System

This concrete grinder comes equipped with the exclusive Bosch dust-proof system for a longer operational life than ever before. Epoxy-coated field windings ensure motor endurance. Perfectly suited to the building trades, especially for refurbishing and de-burring exposed concrete, the concrete surfacing grinder also is ideal for removing irregularities, formwork seams and protrusions. When smoothing floor pavement, removing graffiti and weather-worn paint, and cleaning concrete surfaces before protective paint finishes are applied, this grinder gets the job done right.



1773AK 5" Concrete Surfacing Grinder



- ▶ Lock-On/Off Slide Switch—For extended-use applications
- ▶ Double-Sealed Ball Bearings and Two “Lip-Sealing” Protective Rings—Added protection against dust contamination
- ▶ Constant Response™ Circuitry—Provides soft-start, maintains constant speed under load, provides overload protection
- ▶ Automatic Restart Protection—Protects against an automatic restart after a power failure

Includes:

Surfacing Guard **3605510051**
 Auxiliary Handle **3601303016**
 Backing Flange **3603340501**
 Lock Nut **3603340503**
 Spanner Wrench **3607950019**
 5" Diamond Cup Wheel **DC510**
 Vacuum Adapter **2610907746**
 Three Brush Rings **3600290054**
 Carrying Case

Specifications	
Rating	120V AC
Amperage	10
No Load RPM	11,000
Wheel Diameter	5"
Spindle Thread	5/8"-11
Arbor Size	7/8"
Wheel Type	Diamond cup wheel
Length	13.75"
Weight	5.95 lbs.

Optional dust collection attachments available on page 274.

Diamond Cup Wheels Double Row Segmented

Premium Double Row Segments

- ▶ Quicker material removal

Optimized Segment Height

- ▶ Minimizes dust and debris

Optimized Bond/ Formula

- ▶ For longer life



Diamond Cup Wheels Turbo Row


Optimized Hole Pattern

- ▶ Fast dust removal


Premium Turbo Segments

- ▶ Provides smooth, consistent finish





Segmented



Turbo

Bosch offers turbo and segmented diamond cup wheels optimized for material removal and fine finishing on a variety of surfaces.

Item #	Application	Tool Type	Diameter	Arbor
Double Row Segmented				
DC410H*	General purpose, fast removal	Small angle grinder	4"	5/8"-11 Hub
DC410M*	General purpose, fast removal	Small angle grinder	4"	M10 Hub
DC4510H*	General purpose, fast removal	Small angle grinder	4-1/2"	5/8"-11 Hub
DC500	Paint and coatings	Small angle grinder, Bosch 1773AK	5"	7/8"
DC510	General purpose, fast removal	Small angle grinder, Bosch 1773AK	5"	7/8"
DC510H*	General purpose, fast removal	Small angle grinder	5"	5/8"-11 Hub
DC520	Abrasive material	Small angle grinder, Bosch 1773AK	5"	7/8"
DC710H*	General purpose, fast removal	Large angle grinder	7"	5/8"-11 Hub
Turbo Row				
DC430H*	Smooth finish	Small angle grinder	4"	5/8"-11 Hub
DC430M*	Smooth finish	Small angle grinder	4"	M10 Hub
DC4530H*	Smooth finish	Small angle grinder	4-1/2"	5/8"-11 Hub
DC530	Smooth finish	Small angle grinder, Bosch 1773AK	5"	7/8"
DC530H*	Smooth finish	Small angle grinder	5"	5/8"-11 Hub
DC730H*	Smooth finish	Large angle grinder	7"	5/8"-11 Hub

*Available Spring 2012

Diamond Cup Wheel Selection Chart

Material	Item #			
	DC500	DC410H(M) DC4510H DC510(H) DC710H	DC520	DC430H(M) DC4530H DC530(H) DC730H
Asphalt	○	○	●	○
Concrete, old	◐	●	◐	●
Concrete, fresh (abrasive)	○	○	●	○
Limestone, soft	○	◐	●	◐
Limestone, hard	◐	●	○	◐
Brick	○	●	○	●
Mortar/plaster	○	●	●	◐
Stone	○	○	○	●
Paint/coatings	●	○	○	○

● = Recommended ◐ = Acceptable ○ = Not Recommended



Tuckpointing

1775E 5" Tuckpoint Grinder

2

Grinders Tuckpoint Grinder and Accessories



Service Minder™

- ▶ Lock-On/Off Slide Switch—For extended-use applications
- ▶ Specially Designed Guard System—For tuckpointing applications with dust extraction. Exceeds UL®, OSHA and NIOSH standards
- ▶ Constant Response™ Circuitry—Provides soft-start, maintains constant speed under load, provides overload protection
- ▶ Toolless Wheel Access—Allows quick access for wheel changes

Includes:

Tuckpointing Guard **3605510049**
 Auxiliary Handle **1602025027**
 Clamping Flange **3603340501**
 Round Nut **3603340503**
 Spanner Wrench **1607950052**
 5" Tuckpointing Wheel **DD500**
 Vacuum Adapter **2610907746**
 Hex Key Wrench **1907950006**

Specifications

Rating	120V AC
Amperage	8.5
No Load RPM	11,000
Wheel Diameter	4" to 5"
Spindle Thread	5/8"-11
Depth of Cut—4" Wheel	0-0.75"
Depth of Cut—5" Wheel	0-1.25"
Arbor Size	7/8"
Wheel Type	Diamond tuckpointing wheel
Length	11-3/4"
Weight	6.4 lbs.

Optional dust collection attachments available on page 274.

Tuckpointing Diamond Blades



Premium Diamond Formula

- ▶ For long life and fast material removal

Dual Blade Stack

- ▶ Provides quick, consistent material removal

Provides thorough cleaning and extended life in grout and mortar removal applications

Item #	Description	Application	Tool Type	Diameter	Arbor
Single Blade					
DD400	Premium segmented tuckpointing	Mortar removal	Small angle grinder	4"	7/8", 5/8"
DD500	Premium segmented tuckpointing	Mortar removal	Small angle grinder	5"	7/8", 5/8"
Double Blade (Sandwich)					
DD4510H	Premium sandwich tuckpointing	Mortar removal	Small angle grinder	4-1/2"	7/8"
DD510H	Premium sandwich tuckpointing	Mortar removal	Small angle grinder	5"	7/8"
DD4510S	Standard sandwich tuckpointing	Mortar removal	Small angle grinder	4-1/2"	7/8"
DD510S	Standard sandwich tuckpointing	Mortar removal	Small angle grinder	5"	7/8"

Large Angle Grinders/Sander



1853-5 7"/9" Large Angle Sander*



Service Minder™

- ▶ Lock-On/Off Trigger Switch—For extended-use applications
- ▶ Three-Position Vibration-Control Handle—Reduces vibration up to 60%, provides uncompromising user comfort
- ▶ AC/DC Capability—Allows tool to plug into DC outlets such as welders and generators

Includes:

Vibration-Control Handle **1602025030**

*For grinding applications, must use appropriate guard sold separately.

Specifications	
Rating	120V AC/DC
Amperage	15
Max. Motor HP	3
No Load RPM	5,000
Wheel Diameter	7" or 9"
Flared Cup Wheels	Up to 6"
Wire Cup Brush	6"
Spindle Thread	5/8"-11
Wire Wheel	Up to 6"
Length	17-1/2"
Weight	10.5 lbs.

Optional dust collection attachments available on pages 41, 55 and 274.

1873-8 7" Large Angle Grinder



Service Minder™

- ▶ Lock-On/Off Trigger Switch—For extended-use applications
- ▶ Three-Position Vibration-Control Handle—Reduces vibration up to 60%, provides uncompromising user comfort
- ▶ AC/DC Capability—Allows tool to plug into DC outlets such as welders and generators
- ▶ Toolless Adjustable Guard—Quick guard installation and adjustments

Includes:

Grinding Wheel Guard **1605510353**

Vibration-Control Handle **1602025030**

Specifications	
Rating	120V AC/DC
Amperage	15
Max. Motor HP	3
No Load RPM	8,500
Wheel Diameter	7"
Flared Cup Wheels	Up to 5"
Spindle Thread	5/8"-11
Wire Wheel	Up to 5"
Length	17-1/2"
Weight	11.5 lbs.

Optional dust collection attachments available on pages 41, 55 and 274.

1873-8D 7" Large Angle Grinder



Service Minder™

Same features as 1873-8 above.

- ▶ No Lock-On Trigger Switch—Helps prevent accidental start-ups

Same specifications as 1873-8 above.

Optional dust collection attachments available on pages 41, 55 and 274.

1893-6 9" Large Angle GrinderService
Minder™

- ▶ Lock-On/Off Trigger Switch—For extended-use applications
- ▶ Three-Position Vibration-Control Handle—Reduces vibration up to 60%, providing uncompromising user comfort
- ▶ AC/DC Capability—Allows tool to plug into DC outlets such as welders and generators
- ▶ Toolless Adjustable Guard—Quick guard installation and adjustments

Includes:

Grinding Wheel Guard **1605510354**
 Vibration Control Handle **1602025030**
 Backing Flange **1605703127**
 Lock Nut **3603340503**

Specifications	
Rating	120V AC/DC
Amperage	15
Max. Motor HP	3
No Load RPM	6,000
Wheel Diameter	9"
Wire Cup Wheels	Up to 4"
Spindle Thread	5/8"-11
Wire Wheel	Up to 5"
Length	17-1/2"
Weight	11.9 lbs.

Optional dust collection attachments available on pages 41, 55 and 274.

1772-6 7" Large Angle GrinderService
Minder™

- ▶ Lock-On/Off Trigger Switch—For extended-use applications
- ▶ Three-Position Auxiliary Handle—Designed for multiple hand positions to provide maximum versatility and control
- ▶ Toolless Adjustable Guard—Quick guard installation and adjustments
- ▶ Epoxy-Coated Field Windings—Provides ultimate protection against abrasive dust and metal debris

Includes:

Grinding Wheel Guard **1605510410**
 Auxiliary Handle **1602025022**
 Backing Flange **1605703127**
 Lock Nut **3603340503**
 Spanner Wrench **1607950062**

Specifications	
Rating	120V
Amperage	15
Max. Motor HP	3
No Load RPM	6,500
Wheel Diameter	7"
Wire Cup Wheels	Up to 4"
Spindle Thread	5/8"-11
Wire Wheel	Up to 5"
Length	17-1/2"
Weight	11.5 lbs.

Optional dust collection attachments available on pages 41, 55 and 274.

1974-8 7" Large Angle GrinderService
Minder™

- ▶ Lock-On/Off Trigger Switch—For extended-use applications
- ▶ Lightweight—Reduces fatigue and enhances user comfort
- ▶ Three-Position Vibration-Control Handle—Reduces vibration up to 60%, provides uncompromising user comfort
- ▶ AC/DC Capability—Allows tool to plug into DC outlets such as welders and generators

Includes:

Grinding Wheel Guard **1605510410**
 Vibration-Control Handle **1602025051**
 Backing Flange **1605703127**
 Lock Nut **3603340503**
 Spanner Wrench **1607950062**

Specifications	
Rating	120V AC/DC
Amperage	15
Max. Motor HP	4
No Load RPM	8,500
Wheel Diameter	7"
Wire Cup Wheels	Up to 3"
Spindle Thread	5/8"-11
Wire Wheel	Up to 5"
Length	17-1/2"
Weight	11.4 lbs.

Optional dust collection attachments available on pages 41, 55 and 274.

1974-8D 7" Large Angle GrinderService
Minder™**Same features as 1974-8 above.**

- ▶ No Lock-On Trigger Switch—Helps prevent accidental start-ups

Same specifications as 1974-8 above.

Optional dust collection attachments available on pages 41, 55 and 274.

1994-6 9" Large Angle Grinder



Service Minder™

- ▶ Lock-On/Off Trigger Switch—For extended-use applications
- ▶ Lightweight—Reduces fatigue and enhances user comfort
- ▶ Main Handle Rotates 90°—For better control in cutting applications
- ▶ Three-Position Vibration-Control Handle—Reduces vibration up to 60%, provides uncompromising user comfort

Includes:

- Grinding Wheel Guard **1605510409**
- Vibration-Control Handle **1602025051**
- Backing Flange **1605703127**
- Lock Nut **3603340503**
- Spanner Wrench **1607950062**

Specifications	
Rating	120V AC/DC
Amperage	15
Max. Motor HP	4
No Load RPM	6,500
Wheel Diameter	9"
Flared Cup Wheels	Up to 5"
Spindle Thread	5/8"-11
Wire Wheel	Up to 5"
Length	17-1/2"
Weight	11.8 lbs.

Optional dust collection attachments available on pages 41, 55 and 274.

1994-6D 9" Large Angle Grinder



Service Minder™

- Same features as 1994-6 above.**
- ▶ No Lock-On Trigger Switch—Helps prevent accidental start-ups

Same specifications as 1994-6 above.

Optional dust collection attachments available on pages 41, 55 and 274.

Attachments



Type 1A (ISO41) with Foot

Item #	Description
19DC-7	7" attachment
19DC-9	9" attachment
1605510215	12" attachment



Impact the Job, Not Your Body.

The 1900 Series 7" and 9" grinders are redefining innovation. An ultra-efficient 4HP motor provides maximum power and a 20% weight reduction makes it the lightest large angle grinder in its class. And Bosch's vibration control system reduces vibration by up to 50% compared to other large angle grinders. Now that's innovation from Bosch, the leader in angle grinder performance.



BOSCH
Invented for life

*Based on models in same performance class Source: Internal Estimates







Toll free: 877-BOSCH-99

Bonded Abrasive Wheels



Metal Cutting and Grinding Abrasive Wheels

See page 42 for more detail on bonded abrasive wheels.


Metal

Item #	Diameter	Arbor	Max. RPM	Tool	Application	Grit
Type 1A (ISO 41) Cutting 						
CC1M700	7" x 1/8"	7/8"	8,600	Large angle grinder	Metal cutting	24 Grit Aluminum Oxide Grain
Type 27A (ISO 42) Cutting 						
TCW27S700	7" x 1/16"	7/8"	8,600	Large angle grinder	Rapido™ metal/stainless cutting	46 Grit Aluminum Oxide
TCW27S900	9" x 5/64"	7/8"	6,600	Large angle grinder	Rapido™ metal/stainless cutting	Special Grain
Type 27 Grinding 						
CG27M701	7" x 1/8"	5/8"-11	8,600	Large angle grinder	Light grinding, metal cutting	24 Grit Aluminum Oxide Grain
CG27M901	9" x 1/8"	5/8"-11	6,600	Large angle grinder	Light grinding, metal cutting	
GW27LM700	7" x 1/4"	7/8"	8,600	Large angle grinder	Long-life grinding	30 Grit Aluminum Zirconium Grain
GW27LM701	7" x 1/4"	5/8"-11	8,600	Large angle grinder	Long-life grinding	
GW27LM900	9" x 1/4"	7/8"	6,600	Large angle grinder	Long-life grinding	
CG27LM701	7" x 1/8"	5/8"-11	8,600	Large angle grinder	Long-life grinding, metal cutting	
CG27LM900	9" x 1/8"	7/8"	6,600	Large angle grinder	Long-life grinding, metal cutting	
GW27M700	7" x 1/4"	7/8"	8,600	Large angle grinder	Grinding	
GW27M701	7" x 1/4"	5/8"-11	8,600	Large angle grinder	Grinding	
GW27M900	9" x 1/4"	7/8"	6,600	Large angle grinder	Grinding	
GW27M901	9" x 1/4"	5/8"-11	6,600	Large angle grinder	Grinding	
Type 28 Grinding 						
GW28M701	7" x 1/4"	5/8"-11	8,600	Large angle grinder	Grinding	30 Grit Aluminum Oxide Special Grain
GW28M700	7" x 1/4"	7/8"	8,600	Large angle grinder	Grinding	
GW28M900	9" x 1/4"	7/8"	6,600	Large angle grinder	Grinding	


Stainless

Item #	Diameter	Arbor	Max. RPM	Tool	Application	Grit
Type 1A (ISO 41) Cutting 						
CC1S700	7" x 1/8"	7/8"	8,600	Large angle grinder	Cutting	30 Grit Aluminum Oxide Special Grain
Type 27 Grinding 						
GW27S700	7" x 1/4"	7/8"	8,600	Large angle grinder	Grinding	30 Grit Aluminum Oxide Special Grain
GW27S900	9" x 1/4"	7/8"	6,600	Large angle grinder	Grinding	

Pipeline

Item #	Diameter	Arbor	Max. RPM	Tool	Application	Grit
Type 27 Grinding 						
CG27P701	7" x 5/32"	5/8"-11	8,600	Large angle grinder	Light grinding, cutting	30 Grit Aluminum Oxide Grain
CG27P900	9" x 5/32"	7/8"	6,600	Large angle grinder	Light grinding, cutting	

Aluminum

Item #	Diameter	Arbor	Max. RPM	Tool	Application	Grit
Type 27 Grinding 						
GW27AL700	7" x 1/4"	7/8"	8,600	Large angle grinder	Grinding	46 Grit Aluminum Oxide Special Grain



Multimaterial Cutting Abrasive Wheels

Concrete					Metal	
Item #	Diameter	Arbor	Max. RPM	Tool	Application	Grit
Type 1A (ISO 41) Cutting						
CC1MC700	7" x 1/8"	7/8"	8,600	Large angle grinder	Cutting	30 Grit Aluminum Oxide and Silicon Carbide Blended Grain

Concrete/Masonry Cutting and Grinding Abrasive Wheels

Concrete/Masonry						
Item #	Diameter	Arbor	Max. RPM	Tool	Application	Grit
Type 1A (ISO 41) Cutting						
CC1C700	7" x 1/8"	7/8"	8,600	Large angle grinder	Cutting	24 Grit Silicon Carbide Grain
Type 27 Grinding						
GW27C700	7" x 1/4"	7/8"	8,600	Large angle grinder	Grinding	30 Grit Silicon Carbide Special Grain
GW27C701	7" x 1/4"	5/8"-11	8,600	Large angle grinder	Grinding	
GW27C901	9" x 1/4"	5/8"-11	6,600	Large angle grinder	Grinding	
CG27C701	7" x 1/8"	5/8"-11	8,600	Large angle grinder	Light grinding, cutting	
Type 28 Grinding						
GW28C700	7" x 1/4"	7/8"	8,600	Large angle grinder	Grinding	30 Grit Silicon Carbide Special Grain
GW28C900	9" x 1/4"	7/8"	6,600	Large angle grinder	Grinding	

Diamond Blades

See page 46 for more detail on diamond blades.



Segmented Rim

Item #	Description	Application	Tool Type	Diameter	Arbor
Premium					
DB741C	Premium segmented	Concrete, block, brick	Large angle grinder	7"	7/8"
Hard Concrete					
DB764DKO	Premium segmented	Hard material	Large angle grinders	7"	7/8" DKO
DB764	Premium segmented	Hard material	Large angle grinders	7"	7/8"
Asphalt					
DB765DKO	Premium segmented	Soft abrasive, soft brick, asphalt	Large angle grinders	7"	7/8" DKO
DB765	Premium segmented	Soft abrasive, soft brick, asphalt	Large angle grinders	7"	7/8"
Standard					
DB741SD	Standard segmented	Pavers, soft brick, concrete/block	Large angle grinders	7"	7/8" DKO
DB741S	Standard segmented	Pavers, soft brick, concrete/block	Large angle grinders	7"	7/8"



Turbo Rim

Item #	Description	Application	Tool Type	Diameter	Arbor
Premium					
DB742C	Premium turbo	Stone, concrete, brick	Large angle grinder	7"	7/8"
Standard					
DB742SD	Standard turbo	Masonry, concrete, stone	Large angle grinders	7"	7/8" DKO
DB742S	Standard turbo	Masonry, concrete, stone	Large angle grinders	7"	7/8"




Continuous Rim

Item #	Description	Application	Tool Type	Diameter	Arbor
Premium					
DB743	Premium continuous	Ceramic, granite, marble	Tile saw*	7"	5/8"
Standard					
DB743S	Standard continuous	Ceramic, slate	Tile saw*	7"	5/8"

*Warning: Use only with machines designed for wet sawing and on a GFCI-protected circuit (if the machine is electrical)

Abrasive Sanding Discs



Bosch abrasive sanding discs are made from aluminum oxide for aggressive cutting. The .030" premium fiber withstands heavy-duty use and arbor hole slots let the disc lie flatter.

Item #	Diameter	Arbor	Max. RPM	Grit
GS724	7"	24	8,500	5
GS736	7"	36	8,500	5
GS750	7"	50	8,500	5
GS780	7"	80	8,500	5
GS790	7"	120	8,500	5
T4240	7"	24	8,500	25
T4243	7"	50	8,500	25
T4244	7"	60	8,500	25
T4245	7"	80	8,500	25
T4246	7"	100	8,500	25
T4247	7"	120	8,500	25
T4248	7"	36	8,500	25

Angle Grinder Accessories


Wool Bonnet

The wool bonnet is suitable for dry polishing and resists tearing and humidity.



Item #	Diameter	Max. RPM
1608610000	7"	2,000

Backing Pads



Item #	Description	Diameter	Arbor	Max RPM
BP700	Sanding backing pad assembly	7"	5/8"-11	8,500
BP900	Sanding backing pad assembly	9"	5/8"-11	6,500

Wet Tile/Stone Saws

TC10 10" Wet Tile/Stone Saw

NEW



- ▶ Expanded Rear and Side Water Collection and Run-Off Trays—Prevents overspray and optimizes water retention
- ▶ Large Table Work Surface—For better work piece balance and control, especially large-dimension tile
- ▶ Durable Cast Aluminum Base and Arm—For maximum durability on and off the jobsite
- ▶ 24" Maximum Rip Capacity and 18" Diagonal Cut Capacity—For professional tile and stone applications

Includes:

Edge Guide **1609B03400**
 Auxiliary Table **1609B03390**
 Rear Water Extension Tray **1609B03023**
 Side Water Extension Tray
1609B03025/1609B03024
 Water Pump **1609B03010**
 Blade Wrench **1609B03020**
 Hex Wrench **1609B03019**

Specifications	
Rating	120V
Amperage	15
Max. Motor HP	1.4
No Load RPM	4,200
Blade Diameter	10"
Arbor Size	5/8"
Maximum Rip Cut	24"
Maximum Diagonal Cut	18"
Maximum Depth of Cut	3-3/4"
Bevel Range	22.5° and 45°
Tool Dimensions	33-1/4" x 23-1/2" x 21-1/2"
Weight	75.0 lbs.

TC10-07 10" Wet Tile/Stone Saw with Folding-Leg Stand

NEW



Same features as TC10 above.

Also includes:

Folding-Leg Tile Saw Stand **GTA10**

Same specifications as TC10 above.



Wet Tile/Stone Saw Stands

2

Grinders Wet Tile/Stone Saw Stands

GTA10 Folding-Leg Wet Tile Saw Stand

NEW



- ▶ Exclusively designed for the Bosch TC10 10" Wet Tile/Stone Saw
- ▶ Quick-Folding All-Steel Design—Sets up and breaks down in seconds; durable on and off the jobsite
- ▶ Dual Working Height Adjustment—Allows user to work at most comfortable level
- ▶ Toolless Attachment—Saves valuable setup and breakdown time

GTA10W Wheeled Tile Saw Stand

NEW



- ▶ Exclusively designed for the Bosch TC10 10" Wet Tile/Stone Saw
- ▶ Integrated Wheeled and Quick-Folding Design—Allows users to transport the saw on the stand and setup or breakdown in seconds
- ▶ Durable All-Steel Design—Survives the roughest conditions on and off the jobsite
- ▶ Toolless Attachment—Saves valuable setup and breakdown time



Abrasive Cutoff Grinders/Saw

1364 12" Abrasive Cutoff Grinder



- ▶ AC/DC Capability—Allows tool to plug into DC outlets such as welders and generators
- ▶ Reinforced Armature Windings—Protects motor against abrasive dust and metal debris
- ▶ Wraparound Auxiliary Handle—For multiple hand positions to provide maximum versatility and control
- ▶ Service Minder™ Brushes—Stops tool when preventative maintenance is required
- ▶ Reversible Fire Position—Tool comes setup in fire-forward position, but is easily changed to fire-reverse position without additional accessories

Includes:
 Cutting Wheel Guard **1605510213**
 Adjustable Footplate **1608190014**
 Wraparound Handle **1607000247**
 Inner Flange **1605703137**
 Outer Flange **1607703068**
 5/8" Round Nut **1603340011**

Specifications	
Rating	120V AC/DC
Amperage	15.0
Max. Motor HP	4.7
No Load RPM	5,000
Wheel Diameter	12"
Spindle Thread	5/8"-11
Arbor Size	1"
Depth of Cut	3-7/8"
Wheel Type	Type 1A (ISO 41)
Length	24-1/2"
Weight	24.5 lbs.

Optional dust collection attachments available on pages 55 and 274.

1364K 12" Abrasive Cutoff Grinder with Carrying Case



Same features as 1364 above.
Also includes:
 Carrying Case **2610917260**

Same specifications as 1364 above.

Optional dust collection attachments available on pages 55 and 274.

1365 14" Abrasive Cutoff Grinder



Same features as 1364 above.
Includes:
 Cutting Wheel Guard **1605510214**
 Adjustable Footplate **1608190014**
 Wraparound Handle **1607000247**
 Inner Flange **1605703137**
 Outer Flange **1607703068**
 5/8" Round Nut **1603340011**

Specifications	
Rating	120V AC/DC
Amperage	15.0
Max. Motor HP	4.7
No Load RPM	4,300
Wheel Diameter	14"
Spindle Thread	5/8"-11
Arbor Size	1"
Depth of Cut	4-7/8"
Wheel Type	Type 1A (ISO 41)
Length	24-1/2"
Weight	27.0 lbs.

1365K 14" Abrasive Cutoff Grinder with Carrying Case



Same features as 1364 above.
Also includes:
 Carrying Case **2610917260**

Same specifications as 1365 above.

3814 14" Benchtop Abrasive Cutoff Saw



- ▶ Superior Motor Insulation—Extra motor overload protection during tough applications
- ▶ Locking Vise with Quick-Release—Holds odd-shaped material stable for fast and efficient cutting
- ▶ Adjustable Fence—Adjusts for bevel cuts ranging from 0-45°
- ▶ Trigger with Lock-On—For extended-use applications

Includes:
Wrench **2610355260**
36 Grit Aluminum Wheel

Specifications	
Rating	120V DC
Amperage	15
Max. Motor HP	4.0
No Load RPM	3,900
Wheel Diameter	14"
Spindle Thread	5/8"
Arbor Size	1"
Depth of Cut	6"
Wheel Type	Type 1A (ISO 41)
Max. Cutting Capacity Pipe	5"
Max. Cutting Capacity Square Stock	4"
Length	11.25"
Weight	42.0 lbs.

Bonded Abrasive Wheels

Metal Cutting and Grinding Abrasive Wheels

See page 42 for more detail on bonded abrasive wheels.

Metal

Item #	Diameter	Arbor	Max. RPM	Tool	Application	Grit
Type 1A (ISO 41) Cutting						
CWCS1M1000	10" × 1/8"	5/8"	6,100	Cutoff machine	Metal cutting	24 Grit Aluminum Oxide Grain
CWCS1M1200	12" × 7/64"	1"	5,100	Cutoff machine	Metal cutting	
CWCS1M1400	14" × 1/8"	1"	4,400	Cutoff machine	Metal cutting	
CWPS1M1200	12" × 5/32"	1"	6,400	High-speed saw	Metal cutting	
CWPS1M1220	12" × 5/32"	20 mm	6,400	High-speed saw	Metal cutting	
CWPS1M1400	14" × 5/32"	1"	5,500	High-speed saw	Metal cutting	
CWPS1M1420	14" × 5/32"	20 mm	5,500	High-speed saw	Metal cutting	
CWCS1M145C	14" × 3/32"	1"	4,400	Cutoff machine	Metal stud/stainless cutting	
CSS1M1200	12" × 1/8"	1"	6,400	Stationary saw	Metal cutting	30 Grit Aluminum Oxide Grain
CSS1M1400	14" × 1/8"	1"	5,500	Stationary saw	Metal cutting	Aluminum Oxide Grain



Stainless



Item #	Diameter	Arbor	Max. RPM	Tool	Application	Grit
Type 1A (ISO 41) Cutting						
CWCS1S1200	12" × 7/64"	1"	6,400	Cutoff machine	Stainless/metal	36 Grit Aluminum Oxide Grain

Pipeline

Item #	Diameter	Arbor	Max. RPM	Tool	Application	Grit
Type 1A (ISO 41) Cutting						
CWPS1D1200	12" × 5/32"	1"	6,400	High-speed saw	Ductile iron cutting	24 Grit Aluminum Oxide Blended Grain
CWPS1D1220	12" × 5/32"	20 mm	6,400	High-speed saw	Ductile iron cutting	
CWPS1D1400	14" × 5/32"	1"	5,500	High-speed saw	Ductile iron cutting	
CWPS1D1420	14" × 5/32"	20 mm	5,500	High-speed saw	Ductile iron cutting	

Concrete/Masonry Cutting and Grinding Abrasive Wheels

Concrete/Masonry						
Item #	Diameter	Arbor	Max. RPM	Tool	Application	Grit
Type 1A (ISO 41) Cutting						
CWPS1C1200	12" x 5/32"	1"	6,400	High-speed saw	Cutting	24 Grit Silicon Carbide Grain
CWPS1C1220	12" x 5/32"	20 mm	6,400	High-speed saw	Cutting	
CWPS1C1400	14" x 5/32"	1"	5,500	High-speed saw	Cutting	
CWPS1C1420	14" x 5/32"	20 mm	5,500	High-speed saw	Cutting	
CSS1C1200	12" x 1/8"	1"	6,400	Stationary saw	Cutting	24 Grit Aluminum Oxide Special Grain

Asphalt/Green Concrete						
Item #	Diameter	Arbor	Max. RPM	Tool	Application	Grit
Type 1A (ISO 41) Cutting						
CWPS1A1200	12" x 5/32"	1"	6,400	High-speed saw	Cutting	30 Grit Silicon Carbide Grain
CWPS1A1220	12" x 5/32"	20 mm	6,400	High-speed saw	Cutting	
CWPS1A1400	14" x 5/32"	1"	5,500	High-speed saw	Cutting	
CWPS1A1420	14" x 5/32"	20 mm	5,500	High-speed saw	Cutting	

Diamond Blades

See page 46 for more detail on diamond blades.

Segmented Rim						
Item #	Description	Application	Tool Type	Diameter	Arbor	
Premium						
DB1041C	Premium segmented	Concrete, block, brick	Brick/paver saw*	10"	7/8", 5/8"	
DB1241H	Premium segmented	Concrete, block, brick	High-speed saw	12"	1", 20 mm	
DB1441H	Premium segmented	Concrete, block, brick	High-speed saw	14"	1", 20 mm	
Hard Concrete						
DB1264	Premium segmented	Hard material	High-speed saw	12"	1", 20 mm	
DB1464	Premium segmented	Hard material	High-speed saw	14"	1", 20 mm	
Specialty						
DB1265	Premium segmented	Asphalt, green concrete	Walk behinds*	12"	1", 20 mm	
DB1465	Premium segmented	Asphalt, green concrete	Walk behinds*	14"	1", 20 mm	
DB1267	Premium segmented	Ductile iron, rebar	High-speed saw	12"	1", 20 mm	
DB1467	Premium segmented	Ductile iron, rebar	High-speed saw	14"	1", 20 mm	

*Warning: Use only with machines designed for wet sawing and on a GFCI-protected circuit (if the machine is electrical)

Continuous Rim						
Item #	Description	Application	Tool Type	Diameter	Arbor	
Premium						
DB1066	Standard continuous	Porcelain, granite, marble	Tile saw*	10"	5/8"	
Standard						
DB1043S	Standard continuous	Ceramic, slate	Tile saw*	10"	5/8"	

*Warning: Use only with machines designed for wet sawing and on a GFCI-protected circuit (if the machine is electrical)



Metal Polisher

2

Grinders Metal Polisher



GP712VS 7" Metal Polisher with Variable Speed Control

NEW

Service Minder™


- ▶ Lock-On/Off Trigger Switch—For extended-use applications
- ▶ Lightweight Ergonomic Design—For comfortable, easy handling
- ▶ Variable-Speed Dial—Speed adjustment for specialty applications
- ▶ Constant Response™ Circuitry—Provides soft-start, maintains constant speed under load, provides overload protection

Includes:

 Hook and Loop Backing Pad **1619P09869**

Specifications	
Rating	120V AC
Amperage	12
No Load RPM	750–3,000
Pad Size	7"
Spindle	5/8"–11
Length	14-3/4"
Weight	6.0 lbs.

Available Spring 2012

Die Grinders



DG250C Die Grinder

NEW



Available Spring 2012



Service Minder™

- ▶ Lock-On Slide Switch—For extended-use applications
- ▶ Compact Design—For grinding in tight places
- ▶ Directed Air Flow—Diverts dust away from switch and vital components to extend tool life

Includes:

Box Wrench (19mm) **3607950024**

Specifications	
Rating	120V AC
Amperage	5.8
No Load RPM	30,000
Collect Capacity	1/4"
Max. Accessory Capacity	1.5"
Length	11-1/2"
Weight	3.1 lbs.

DG355LCE Die Grinder with Variable Speed Control

NEW



Available Spring 2012



Service Minder™

- ▶ Lock-On Slide Switch—For extended-use applications
- ▶ Extended Spindle—For grinding in hard-to-reach places
- ▶ Constant Response™ Circuitry—Provides soft-start, maintains constant speed under load
- ▶ Variable-Speed Dial—Speed adjustment for specialty applications

Includes:

Box Wrench (19mm) **3607950024**

Box Wrench (13mm) **3607950025**

Specifications	
Rating	120V AC
Amperage	5.8
No Load RPM	10,000–30,000
Collect Capacity	1/4"
Max. Accessory Capacity	2"
Length	14-3/4"
Weight	3.7 lbs.



DG490CE Die Grinder with Variable Speed Control**NEW**

Service Minder™

- ▶ Lock-On Slide Switch—For extended-use applications
- ▶ Extended Spindle—For grinding in hard-to-reach places
- ▶ Constant Response™ Circuitry—Provides soft-start, maintains constant speed under load
- ▶ Variable-Speed Dial—Speed adjustment for specialty applications

Includes:

Box Wrench (19mm) **3607950024**
 Box Wrench (13mm) **3607950025**

Available Spring 2012

Specifications	
Rating	120V AC
Amperage	6.5
No Load RPM	2,500–8,000
Collect Capacity	1/4"
Max. Accessory Capacity	2"
Length	15-1/4"
Weight	4.0 lbs.

1209 Die Grinder

- ▶ Lock-Off Trigger Switch—For extended-use applications
- ▶ AC/DC Capability—Allows tools to plug into DC outlets such as welders and generators
- ▶ Directed Air Flow—Diverts dust away from switch and vital components to extend tool life

Includes:

Box Wrench (19mm) **1607950505**
 Box Wrench (13mm) **1607950511**

Specifications	
Rating	120V AC/DC
Amperage	8.4
No Load RPM	16,000
Collet Capacity	1/4"
Max. Accessory Capacity	2"
Length	21"
Weight	6.6 lbs.

Gauge Shears**1500C** 16-Gauge Shear

- ▶ Lock-On/Off Switch—For extended-use applications
- ▶ Steel Deflector—For hand protection
- ▶ Compact Design—Slim tool housing comfortably fits in the hand
- ▶ Quick and Easy Blade Adjustment—For versatility when switching material thicknesses

Includes:

(2) Blades **2608635243**
 Steel Deflector **3607233013**
 Allen® Wrench (3mm) **1907950004**

Specifications	
Rating	120V AC
Amperage	4.2
No Load SPM	5,000
Cutting Capacity Most Aluminum	14 ga. (.075")
Cutting Capacity Mild Steel	16 ga. (.060")
Cutting Capacity Stainless Steel	20 ga. (.036")
Curve Cutting - Minimum Radius	7/8"
Length	7-1/2"
Weight	4.6 lbs.

1506 14-Gauge Shear

Unishear®

- ▶ Planetary Gear Drive—More power per pound
- ▶ Double-Edged Upper Blade—When first edge is worn simply reverse blade
- ▶ Removable Mushroom-Top Handle—For extra control under heavy cutting loads
- ▶ Lightweight and Well Balanced—For excellent control

Includes:

Upper Blade **2608635065**
 Lower Blade **2608635042**
 Feeler Gauge **2607970001**
 Allen® Wrench (2.5mm) **1907950003**

Specifications	
Rating	120V AC
Amperage	4.6
No Load SPM	2,400
Cutting Capacity Most Aluminum	.105"
Cutting Capacity Mild Steel	14 ga. (.075")
Cutting Capacity Stainless Steel	16 ga. (.060")
Curve Cutting - Minimum Radius	3/4"
Length	10-1/4"
Weight	6.0 lbs.

1508 8-Gauge Shear

- ▶ Top Handle with Rocker Switch—For better operator comfort and increased control
- ▶ High-powered 9.2 Amp Motor—Excellent for high-alloy steel cutting
- ▶ Reduced Vibration—For operator comfort
- ▶ Visible Blade—Allows precise pattern cutting

Includes:

Upper Blade **3608635000**
 Lower Blade **3608635002**
 Angle Gauge **3607950011**
 Feeler Gauge **3607960010**
 Turning Pin **1607990001**
 Allen® Wrench (3mm) **1907950004**
 Allen® Wrench (5mm) **1907950006**
 Open End Wrench (10mm) **1907950504**
 Auxiliary Handle **1602025022**

Specifications	
Rating	120V AC
Amperage	9.2
No Load SPM	1,250
Cutting Capacity Most Aluminum	.196"
Cutting Capacity Mild Steel	8 ga. (.165")
Cutting Capacity Stainless Steel	10 ga. (.135")
Curve Cutting - Minimum Radius	2"
Length	13-1/2"
Weight	15.0 lbs.

1521 16-Gauge Shear

- ▶ Lock-On/Off Switch—For extended-use applications
- ▶ Compact Design—Slim tool housing comfortably fits in the hand
- ▶ Reversible Side Blades—For extended blade life
- ▶ Toolless Blade Change—To minimize downtime and maximize productivity

Includes:

Stationary Blade Set **2608635410**
 Cutting Blade **2608635906**
 Allen® Wrench (2.5mm) **1907950003**

Specifications	
Rating	120V AC
Amperage	4.2
No Load SPM	5,000
Cutting Capacity Most Aluminum	14 ga. (.075")
Cutting Capacity Mild Steel	16 ga. (.060")
Cutting Capacity Stainless Steel	20 ga. (.036")
Curve Cutting - Minimum Radius	1/4"
Length	11-3/4"
Weight	4.2 lbs.



Gauge Nibblers

1529B 18-Gauge Nibbler



- ▶ Paddle Switch with Lock-On—For better operator comfort and control
- ▶ Unique Three-Position Cutting Head—Cuts forward, left and right in various types of corrugated steel
- ▶ Downward Chip Ejection—Away from work piece and operator
- ▶ Compact Design—Slim tool housing comfortably fits in the hand

Includes:

26 Gauge Die **3608639035**
Die **2608639028**
Punch **2608639027**

Specifications	
Rating	120V AC
Amperage	3.2
No Load SPM	2,500
Cutting Capacity: Most Aluminum	.080"
Cutting Capacity: Mild Steel	18 ga. (.048")
Cutting Capacity: Stainless Steel	20 ga. (.036")
Cutting Radius	1-9/16"
Cutting Width	.200" (5mm)
Length	11-1/4"
Weight	3.9 lbs.

1530 14-Gauge Nibbler



- ▶ Burr-Free Edges—Decreases need for additional finishing
- ▶ Full-Swivel Die Available—For cutting in all directions
- ▶ No adjustment required when switching material thickness
- ▶ Versatile Cutting Range—Cuts flat, corrugated, trapezoidal and full-square stock efficiently

Includes:

Die **2608639904**
Punch **2608639013**

Specifications	
Rating	120V AC
Amperage	4.6
No Load SPM	2,400
Cutting Capacity: Most Aluminum	.100"
Cutting Capacity: Mild Steel	14 ga. (.075")
Cutting Capacity: Stainless Steel	16 ga. (.066")
Cutting Radius	1-3/16"
Cutting Width	15/64" (6mm)
Length	10-1/4"
Weight	4.6 lbs.

1533A 10-Gauge Nibbler



- ▶ Adjustable Punch Guide—Accommodates multiple gauge sheets for vibration-free cutting
- ▶ Downward Chip Ejection—Away from work piece and operator
- ▶ Punch can be Resharpener—For extended life
- ▶ Versatile Cutting Range—Cuts flat, corrugated, trapezoidal and full-square stock efficiently

Includes:

Die **2608639026**
Punch **2608639025**
Allen® Wrench (4mm) **1907950005**
Auxiliary Handle **2602025075**

Specifications	
Rating	120V AC
Amperage	5.0
No Load SPM	1,000
Cutting Capacity: Most Aluminum	.165"
Cutting Capacity: Mild Steel	10 ga. (.135")
Cutting Capacity: Stainless Steel	12 ga. (.105")
Cutting Radius	2-1/2"
Cutting Width	1/4"
Length	11-1/2"
Weight	8.1 lbs.








Cordless Tools









Quick Tool Reference Guide

12 Volt Max Cordless Tools










Item #	PS10	PS11	PS21	PS31	PS130
					
Description	I-Driver	3/8" Angle Drill/Driver	Two-Speed Pocket Driver	3/8" Drill Driver	3/8" Hammer Drill/Driver
No Load RPM	0–600	0–1,300	0–350/0–1,300	0–350/0–1,300	0–350/0–1,300
No Load BPM	–	–	–	–	0–19,500
Max. Torque (in.-lbs.)	80	115	265	265	265
Length	90° = 3-1/2"; 180° = 11-1/2"	0"	5.6"	7"	0"
Weight	2.2 lbs.	2.75 lbs.	1.8 lbs.	2.14 lbs.	2.3 lbs.







Item #	PS41	PS50	PS60	PS70	PS90/PS91
					
Description	Impact Driver	Oscillating Multi-X™ Tool	Pocket Reciprocating Saw	Metal Shear	Inspection Camera
No Load RPM	0–2,600	–	–	0–3,600	–
No Load BPM	0–3,100	–	–	–	–
OPM	–	5,000–20,000	–	–	–
SPM	–	–	0–3,000	–	–
Max. Torque (in.-lbs.)	930	–	–	–	–
Length	6.5"	10.9"	11"	10.0"	7.28"
Weight	2.13 lbs.	2.12 lbs.	2.6 lbs.	3.0 lbs.	1.7 lbs.









36 Volt Cordless Tools

Item #	38636	18636	11536VSR	11536C	1671	1651
						
Description	Brute Tough™ 1/2 Drill/Driver	Brute Tough™ 1/2 Hammer Drill/Driver	1" SDS-plus® Rotary Hammer	3/4" SDS-plus® Rotary Hammer	6-1/2" Circular Saw	Reciprocating Saw
No Load RPM	0–450/0–1,400	0–450/0–1,400	0–960	0–960	0–4,000	–
No Load BPM	–	18,000	0–4,260	0–4,260	–	–
SPM	–	–	0–3,000	–	–	0–3,000/0–2,400
Max. Torque	600 in.-lbs.	600 in.-lbs.	2.2 ft.-lbs.	2.2 ft.-lbs.	–	–
Stroke Length	–	–	–	–	–	1-1/8"
Length	0"	0"	15"	15"	14"	16.0"
Weight	6.7 lbs. (without assist handle)	7.2 lbs. (without assist handle)	9.6 lbs.	12.5 lbs.	10.4 lbs.	9.2 lbs.

18 Volt Cordless Tools

Item #	DDB180	DDS180/ DDS181	DDH181	HDB180	HDS180/ HDS181	HDH181	26618	25618	24618
									
Description	Compact 3/8" Drill/Driver	Compact Tough™ 1/2" Drill/Driver	Brute Tough™ 1/2" Drill/Driver	Compact 3/8" Hammer Drill/Driver	Compact Tough™ 1/2" Hammer Drill/Driver	Brute Tough™ 1/2" Hammer Drill/Driver	1/4" Hex Impact Drill/Driver	1/4" Hex Impact Driver	1/2" Impact Wrench
No Load RPM	0-400/ 0-1,300	0-500/ 0-1,000	0-380/ 0-1,600	0-500/ 0-1,450	0-500/ 0-1,700	0-420/ 0-1,800	0-400/ 0-1,300	0-500/ 0-1,450	0-380/ 0-1,600
No Load BPM	—	—	—	0-21,000	0-27,000	0-27,000	—	—	—
Max. Torque (in.-lbs.)	400	600	700	360	600	700	1,500	1,500	1,600
Chuck Capacity	3/8" keyless chuck	1/2" keyless chuck	1/2" metal auto-lock chuck	3/8" keyless chuck	1/2" keyless chuck	1/2" keyless chuck	—	—	—
Clutch Settings	15+1	18+1	25+1	15+1	18+1	25+1	—	—	—
Drive	3/8"	1/2"	1/2"	3/8"	1/2"	1/2"	1/4" hex	1/4" hex	1/2" square
Length	7.7"	7"	8.25"	8"	7.5"	8.75"	7"	5.7"	6"
Weight	3.0 lbs.	3.4 lbs.	4.8 lbs.	3.2 lbs.	3.6 lbs.	4.9 lbs.	4.2 lbs.	3.8 lbs.	3.8 lbs.

Item #	IWH181	IWHT180	HTH181	HTH182	RHS181	RHH180
						
Description	3/8" Impact Wrench	High-Torque Impact Wrench with Friction Ring	High-Torque Impact Wrench with Pin Detent	High-Torque Impact Wrench with 7/16" Hex	1/2" SDS-plus® Compact Rotary Hammer	1/2" SDS-plus® Rotary Hammer
No Load RPM	0-2,800	0-1,900	0-1,900	0-1,900	0-1,050	0-1,400
No Load BPM	0-3,200	0-2,100	0-2,100	0-2,100	0-4,950	0-4,500
Max. Torque	1,500 in.-lbs.	500 ft.-lbs.	500 ft.-lbs.	500 ft.-lbs.	0.74 ft.-lbs.	1.25 ft.-lbs.
Drive	3/8" square	1/2" square	1/2" square	7/16" quick-change anvil	—	—
Length	6"	10"	10"	10.75"	10.9"	11.25"
Weight	3.8 lbs.	6.7 lbs.	6.7 lbs.	6.7 lbs.	4.6 lbs.	5.7 lbs.

Item #	CCS180	CRS180	CAG180	BSH180	DGSH181	FNH180-16	JSH180	PLH181
								
Description	6-1/2" Circular Saw	Reciprocating Saw	4-1/2" Angle Grinder	Compact Band Saw	Die Grinder	16-Gauge Finish Nailer	Jig Saw	3-1/4" Planer
No Load RPM	3,900	—	10,000	—	18,000- 20,000	—	—	14,000
SPM	—	0-2,400/ 0-2,700	—	—	—	—	0-2,700	—
No Load SFPM	—	—	—	530	—	—	—	—
Stroke Length	—	1-1/8"	—	—	—	—	1"	—
Length	12.5"	17.4"	12.5"	13.5"	13.25"	12.5"	10.24"	12.63"
Weight	6.6 lbs.	7.6 lbs.	5.0 lbs.	8.0 lbs.	3.9 lbs.	7.7 lbs.	5.3 lbs.	5.7 lbs.



12 Volt Max Lithium-Ion Tools

PS10-2A 12V Max I-Driver



- ▶ Ultra-Compact Head Length—3-1/2" total head length is three times shorter than that of key competitors
- ▶ 90° Articulating Head—Rotates and locks into five positions for increased versatility
- ▶ 7+1 Electronic Clutch—Precision driving eliminates over torque in soft base materials. Drill mode allows pilot and other small bore holes
- ▶ Bosch Lithium-Ion 12V Max Batteries—Advanced Lithium-Ion technology for optimal battery life, runtime and power

Also available without battery and charger: **PS10B**

See page 77 for batteries/charger.
See pages 120–139 for screwdriving accessories.

Specifications	
Rating	12V Max
No Load RPM	0–600
Max. Torque (in.-lbs.)	80
Length	90° = 3-1/2"; 180° = 11-1/2"
Weight	2.2 lbs.

Includes:
(2) Lithium-Ion Batteries **BAT412**
30-Minute Charger **BC430**
(2) 1.5" Power Drive Bits
Carrying Bag

PS11-2A 12V Max 3/8" Angle Drill/Driver

NEW



- ▶ Fastest angle drill/driver in its class
- ▶ 90° Articulating Head—Rotates and locks into five positions for increased versatility
- ▶ Two LED Lights—Articulates with chuck and effectively illuminates dark work spaces
- ▶ Compact Design—Shortest height, small enough to reach into tight areas and corners

Also available without battery and charger: **PS11B**

See page 77 for batteries/charger.
See pages 104–108 for wood drilling accessories.
See pages 120–146 for screwdriving and metal drilling accessories.

Specifications	
Rating	12V Max
No Load RPM	0–1,300
Max. Torque (in.-lbs.)	115
Drive	3/8" ault lock chuck
Articulates	90°–180°
LED Light	2
Length	11-1/2"
Weight	2.75 lbs.

Includes:
(2) Lithium-Ion Batteries **BAT412**
30-Minute Charger **BC430**
Carrying Bag

PS21-2A 12V Max Two-Speed Pocket Driver



- ▶ Compact Design—Shortest head length and shortest height in its class
- ▶ LED Light—Enables use of tool in low light or dark areas
- ▶ Lightest Weight in Class—Great for overhead work
- ▶ 20 + 1 Clutch Settings—For precise torque adjustment
- ▶ Forward/Reverse Button—Equally useful in driving or removing screws
- ▶ Quick-Change Chuck—Prevents bit loss in drill or drive mode

Also available without battery and charger: **PS21B**

See page 77 for batteries/charger.
See pages 120–139 for screwdriving accessories.

Specifications	
Rating	12V Max
No Load RPM	0–350/0–1,300
Max. Torque (in.-lbs.)	265
Length	5.6"
Weight	1.8 lbs.

Includes:
(2) Lithium-Ion Batteries **BAT412**
30-Minute Charger **BC430**
Carrying Bag

PS31-2A 12V Max 3/8" Drill/Driver**12V
MAX****LITHIUM-ION**

- ▶ Best performance-to-size ratio
- ▶ Equipped with 3/8" single-sleeve chuck
- ▶ LED Light—Enables use of tool in low light or dark areas
- ▶ 20 + 1 Clutch Settings—For precise torque adjustment
- ▶ Forward/Reverse Button—Equally useful in driving or removing screws
- ▶ Lightweight—Great for overhead work
- ▶ Compactness—Small enough to reach into tight areas and corners

Also available without battery and charger: **PS31B**

See page 77 for batteries/charger.
See pages 104–108 for wood drilling accessories.
See pages 120–146 for screwdriving and metal drilling accessories.

Specifications	
Rating	12V Max
No Load RPM	0–350/0–1,300
Max. Torque (in.-lbs.)	265
Length	7"
Weight	2.14 lbs.

Includes:
(2) Lithium-Ion Batteries **BAT412**
30-Minute Charger **BC430**
Carrying Bag

PS31-2AL 12V Max 3/8" Drill/Driver with L-Boxx®**NEW****12V
MAX****LITHIUM-ION****L-BOXX®**

Same features as PS31-2A above.

See page 77 for batteries/charger.
See pages 104–108 for wood drilling accessories.
See pages 120–146 for screwdriving and metal drilling accessories.

Information about L-Boxx® is available on page 322.

Same specifications as PS31-2A above.

Includes:
(2) Lithium-Ion Batteries **BAT412**
30-Minute Charger **BC430**
Carrying Case **L-BOXX-1** with Insert

PS130-2A 12V Max 3/8" Hammer Drill/Driver**NEW****12V
MAX****LITHIUM-ION**

- ▶ Most compact hammer drill/driver in its class
- ▶ Lightest Weight in Its Class—Only 2.3 lbs
- ▶ Powerful Performance—For a variety of applications and materials
- ▶ LED Light—Effectively illuminates dark work spaces

Also available without battery and charger: **PS130B**

See page 77 for batteries/charger.
See pages 9–11 for hammer drill accessories.
See pages 104–108 for wood drilling accessories.
See pages 120–146 for screwdriving and metal drilling accessories.

Specifications	
Rating	12V Max
No Load RPM	0–350/0–1,300
No Load BPM	0–19,500
Max. Torque (in.-lbs.)	265
Head Length	7.3"
Length	8"
Weight	2.3 lbs.

Includes:
(2) Lithium-Ion Batteries **BAT412**
30-Minute Charger **BC430**
Carrying Bag



PS41-2A 12V Max Impact Driver**12V
MAX****LITHIUM-ION**

- ▶ Most compact impact driver in its class
- ▶ LED Light Ring—Three LEDs illuminate work area for use in dark areas
- ▶ Battery Gauge Indicator—Three LEDs to indicate the capacity level
- ▶ Spring-Loaded Impact Mechanism—Reduces user fatigue
- ▶ 1/4" hex drive with quick release
- ▶ Variable-Speed Trigger—For complete control
- ▶ Ergonomic Soft-Grip Handle—For extended comfort and control

Also available without battery and charger: PS41B

See page 77 for batteries/charger.
See pages 120–139 for screwdriving accessories.

Specifications	
Rating	12V Max
No Load RPM	0–2,600
No Load BPM	0–3,100
Max. Torque (in.-lbs.)	930
Length	6.5"
Weight	2.13 lbs.

Includes:
(2) Lithium-Ion Batteries **BAT412**
30-Minute Charger **BC430**
Carrying Bag

PS50-2A 12V Max Oscillating Multi-X™ Tool Kit**12V
MAX****LITHIUM-ION**

- ▶ Flexible in Many Applications and Materials—Corded performance for cutting, sanding and other applications. Suitable for soft wood, hardwood, drywall, plastic or metal
- ▶ Battery Gauge Indicator—Three LEDs to indicate the capacity level
- ▶ Bosch Lithium-Ion Batteries—Advanced Lithium-Ion technology for optimum battery life, runtime and power
- ▶ Compact Design—Small enough to reach into tight spaces, easy to use in corners for cutting or sanding

Also available without battery and charger: PS50B

See page 77 for batteries/charger.
See pages 202–205 for multi-tool blades.

Specifications	
Rating	12V Max
No Load OPM	5,000–20,000
Height	2.32"
Length	10.9"
Weight	2.12 lbs.

Includes:
(2) Lithium-Ion Batteries **BAT412**
30-Minute Charger **BC430**
Universal Adapter **OSCAD1**
Sanding Pad **SDP001**
Sanding Paper Pad
HCS Plunge Cut Blade **OSC112**
Allen® Key
Carrying Case

PS50-2B 12V Max Oscillating Multi-X™ Tool Kit**12V
MAX****LITHIUM-ION**

Same features as PS50-2A above.

See page 77 for batteries/charger.
See pages 202–205 for multi-tool blades.

Same specifications as PS50-2A above.

Includes:
(2) Lithium-Ion Batteries **BAT412**
30-Minute Charger **BC430**
Universal Adapter **OSCAD1**
HCS Plunge Cut Blade **OSC112**
(3) HCS Plunge Cut Blades **OSC38**
BIM Segment Blade **OSC312F**
Sanding Pad **SDP001**
Sanding Paper Set
Allen® Key
Carrying Case

PS50-2C 12V Max Oscillating Multi-X™ Tool Kit**NEW****12V
MAX****LITHIUM-ION**

Same features as PS50-2A on the left.

See page 77 for batteries/charger.
See pages 202–205 for multi-tool blades.

Same specifications as PS50-2A on the left.

Includes:
 12V Max Pocket Driver
 (2) Lithium-Ion Batteries **BAT412**
 30-Minute Charger **BC430**
 Japanese Blade
 Universal Adapter **OSCAD1**
 Sanding Pad **SDP001**
 Sanding Paper Pad
 HCS Plunge Cut Blade **OSC112**
 Allen® Key
 Carrying Case

PS50-2BL 12V Max Oscillating Multi-X™ Tool Kit with L-Boxx®**NEW****12V
MAX****LITHIUM-ION****L-BOXX®**

Same features as PS50-2A on the left.

See page 77 for batteries/charger.
See pages 202–205 for multi-tool blades.

Information about L-Boxx® is available on page 322.

Same specifications as PS50-2A on the left.

Includes:
 (2) Lithium-Ion Batteries **BAT412**
 30-Minute Charger **BC430**
 Universal Adapter **OSCAD1**
 Sanding Pad **SDP001**
 Sanding Paper Pad
 HCS Plunge Cut Blade **OSC112**
 Allen® Key
 Carrying Case **L-BOXX-2 with Insert**

PS60-2A 12V Max Pocket Reciprocating Saw**12V
MAX****LITHIUM-ION HC**

- ▶ Compact Design—Small enough to reach into tight spaces, easy to use in corners
- ▶ Fast Cutting—For various types of materials and a wide range of applications
- ▶ High/Low Temperature and Over-Current Indicator—Protection system for overheating and overloading
- ▶ Battery Gauge—Easier battery management for better performance

Also available without battery and charger: **PS60B**See page 77 for batteries/charger.
See pages 188–191 for 4" blades.

Specifications	
Rating	12V Max
No Load SPM	0–3,000
Stroke Length	.57"
Length	11"
Weight	2.6 lbs.

Includes:
 (2) Lithium-Ion Batteries **BAT412**
 30-Minute Charger **BC430**
 Metal Sabre Saw Blade
 Wood Sabre Saw
 Carrying Bag

PS70-2A 12V Max Metal Shear**12V
MAX****LITHIUM-ION**

- ▶ Battery Fuel Gauge—Three green LEDs to indicate the capacity level
- ▶ Accurate Cutting—Able to cut holes as small as 1/2" in diameter
- ▶ Cut straight lines as well as curves with tight minimum radius
- ▶ Compact—For working overhead
- ▶ Lightweight—Only three pounds
- ▶ Ambidextrous Control—Switch is located on top of the tool

Also available without battery and charger: **PS70B**

See page 77 for batteries/charger.

Specifications	
Rating	12V Max
No Load RPM	0–3,600
Recommended Max Thickness	18 gauge metal/ 12 gauge aluminum
Height	2.31"
Length	10.0"
Weight	3.0 lbs.

Includes:
 (2) Lithium-Ion Batteries **BAT412**
 30-Minute Charger **BC430**
 Feeler Gauge
 Allen® Key
 Carrying Case

PS90-1A 12V Max Inspection Camera Kit**NEW****12V MAX LITHIUM-ION**

- ▶ Shortest Image Head—For tight bend radius
- ▶ Waterproof 48" Imager—For clear viewing underwater
- ▶ Clear Optics—Color uniformity makes objects easier to view
- ▶ LED Illumination—Bright LED light for increased visibility in dark areas

Also available without battery and charger: **PS90B**

See page 77 for batteries/charger.

Specifications	
Rating	12V Max
Scope Length	48"
Scope Size	2.7"
Length	7.28"
Weight	1.7 lbs.

Includes:

(2) Lithium-Ion Batteries **BAT412**
 30-Minute Charger **BC430**
 48" Imager with 17mm Head
 17mm Hook
 Magnet
 Mirror
 Video Cable

PS91-1A 12V Max Inspection Camera Kit**NEW****12V MAX LITHIUM-ION**

Same features as PS90-1A above.

Also available without battery and charger: **PS91B**

See page 77 for batteries/charger.

Same specifications as PS90-1A above.

Includes:

Lithium-Ion Battery **BAT412**
 30-Minute Charger **BC430**
 48" Imager with 17mm Head
 36" Imager with 9.5mm Head
 17mm Hook, Magnet and Mirror
 9.5mm Hook, Magnet and Mirror
 Video Cable

12 Volt Max Lithium-Ion Combo Kits

	CLPK22-120	CLPK27-120	CLPK28-120
Drivers	—	PS21B	—
Drill/Drivers	PS31B	—	PS31B
Impact Drivers	PS41B	PS41B	—
Oscillating Multi-X™ Tool	—	—	—
Inspection Camera	—	—	PS90B
Flashlight	—	—	—
Batteries/Charger	(2) BAT412 12V Max Lithium-Ion batteries/BC430 30-minute charger	(2) BAT412 12V Max Lithium-Ion batteries/BC430 30-minute charger	(2) BAT412 12V Max Lithium-Ion batteries/BC430 30-minute charger
Includes	(2) 1.5" (38mm) power drive bits, carrying bag	(2) 1.5" (38mm) power drive bits, carrying bag	17mm hook, magnet, mirror

12 Volt Lithium-Ion Flashlights



Item #	Description
FL11A*	More than seven hours of continuous run time with one battery charge

*Battery sold separately



Item #	Description
FL10A*	Five-position pivoting head. More than six hours of continuous run time

*Battery sold separately

12 Volt Lithium-Ion Batteries and Chargers

Batteries



BAT412

Item #	Description
BAT412	12V Max Lithium-Ion battery (1.3 Ah)



BAT413

- ▶ Cold weather performance
- ▶ Up to 80% more run time

Item #	Description
BAT413	12V Max Lithium-Ion battery (high capacity, 1.5 Ah)

Charger



BC430

Item #	Description
BC430	30-minute charger

12 Volt Max Lithium-Ion Combo Kits

	CLPK33-120	CLPK42-120	CLPK51-120
Drivers	PS21B	PS10B, PS21B	PS10B
Drill/Drivers	—	—	PS31B
Impact Drivers	—	PS41B	PS41B
Oscillating Multi-X™ Tool	PS50B	—	PS50B
Inspection Camera	—	—	—
Flashlight	FL10	FL10	FL10
Batteries/Charger	(2) BAT412 12V Max Lithium-Ion batteries/BC430 30-minute charger	(2) BAT412 12V Max Lithium-Ion batteries/BC430 30 minute charger	(2) BAT412 12V Max Lithium-Ion batteries/BC430 30 minute charger
Includes	Universal adapter for PS50, HCS plunge cut blade, Allen® key, carrying bag	Carrying bag	Universal adapter for PS50, HCS plunge cut blade, carrying bag



18 Volt Lithium-Ion Tools

3

Cordless Tools 18 Volt



LITHIUM-ION HC Battery Technology



Up To 50%
More Run Time



-4°F
-20°C

Cold Weather
Performance



Battery
Fuel Gauge



Best Built. Guaranteed.

The Best Built Challenge



Most Compact Size and Weight



Longest Run Time
Over 500 screws per charge*



Most Durable
Survives 12 ft. drops on solid concrete

The Best Built Tool



Tool Housing

Durashield™ Exterior Housing: Constructed to withstand jobsite conditions. Can take repeated drops when the competition fails.



All-Metal Gear Train Design*

Bosch has developed an innovative metal gear train system to deliver maximum drilling speed, enhanced torque and longer tool life.



Electronic Cell Protection (ECP) and Electronic Motor Protection (EMP)

Provide two times battery life by preventing overheating in tough applications.

The Best Built Protection



The Industry's Best Service and Support Program

- ▶ Three-year tool protection plan
- ▶ Two-year free battery replacement guarantee

*2-3/8" screw were used for the run time test

Choose the Right Drill or Hammer Drill for the Right Job



Compact
Great for light-duty applications

- ▶ 400 in.-lbs. max. torque



Compact Tough™
Most versatile for light to medium-duty applications

- ▶ 600 in.-lbs. max. torque



Brute Tough™
Great for medium to heavy-duty applications

- ▶ 700 in.-lbs. max. torque

18 Volt Drill/Drivers



18V Compact 3/8" Drill/Driver



LITHIUM-ION

- ▶ Compact Design—Extremely compact and lightweight for professional performance
- ▶ Slim-Diameter Soft-Grip Handle—Adds comfort for less user fatigue
- ▶ Keyless Single Sleeve 3/8" (10mm) Chuck—For easy, one-handed bit changes

Specifications	
Rating	18V
No Load RPM	0–400/0–1,300
Max. Torque (in.-lbs.)	400
Chuck Capacity	3/8" keyless chuck
Clutch Settings	15+1
Drive	3/8"
Length	7.7"
Weight	3.0 lbs.

DDB180B

Includes:
Tool only



DDB180-02
Includes:
(2) Lithium-Ion SlimPack Batteries **BAT609**
30-Minute Charger **BC660**
Double-Ended Bit
Carrying Case

See page 87 for batteries/chargers.
See pages 104–108 for wood drilling accessories.
See pages 120–146 for screwdriving and metal drilling accessories.

18V Compact Tough™ 1/2" Drill/Driver

NEW



LITHIUM-ION HC

- ▶ Four-Pole Open-Frame Motor—More power in a smaller size
- ▶ New ergonomic design—For outstanding comfort
- ▶ Ratcheting Single-Sleeve 1/2" Chuck—For one-handed bit changes

Specifications	
Rating	18V
No Load RPM	0–500/0–1,700
Max. Torque (in.-lbs.)	600
Chuck Capacity	1/2" keyless chuck
Clutch Settings	18+1
Drive	1/2"
Length	7"
Weight	4.0 lbs.

DDS181B

Includes:
Tool only



DDS181-01
Includes:
(2) Lithium-Ion HC FatPack Batteries **BAT619G**
30-Minute Charger **BC630**
Double-Ended Bit
Carrying Case

DDS181-02
Includes:
(2) Lithium-Ion HC SlimPack Batteries **BAT610G**
30-Minute Charger **BC660**
Double-Ended Bit
Carrying Case



DDS181-03
Includes:
Lithium-Ion HC FatPack Battery **BAT619G**
Lithium-Ion HC SlimPack Battery **BAT610G**
30-Minute Charger **BC660**
Double-Ended Bit
Carrying Case

See page 87 for batteries/chargers.
See pages 104–108 for wood drilling accessories.
See pages 120–146 for screwdriving and metal drilling accessories.

18V Brute Tough™ 1/2" Drill/Driver

NEW



LITHIUM-ION HC

- ▶ Four-Pole Open-Frame Motor—More power in a smaller size
- ▶ New ergonomic design—For outstanding comfort
- ▶ Ratcheting Single-Sleeve 1/2" Chuck—For one-handed bit changes

Specifications	
Rating	18V
No Load RPM	0–380/0–1,600
Max. Torque (in.-lbs.)	700
Chuck Capacity	1/2" metal auto-lock chuck
Clutch Settings	25+1
Drive	1/2"
Length	8.25"
Weight	4.8 lbs.

DDH181B

Includes:
Tool only



DDH181-01
Includes:
(2) Lithium-Ion HC FatPack Batteries **BAT619G**
30-Minute Charger **BC630**
Double-Ended Bit
Carrying Case

See page 87 for batteries/chargers.
See pages 104–108 for wood drilling accessories.
See pages 120–146 for screwdriving and metal drilling accessories.

18 Volt Hammer Drill/Drivers



18V Compact 3/8" Hammer Drill/Driver



LITHIUM-ION

- ▶ Compact Design—Extremely compact and lightweight for professional performance
- ▶ Slim-Diameter Soft-Grip Handle—Adds comfort for less user fatigue
- ▶ Keyless Single-Sleeve 3/8" (10mm) Chuck—For easy, one-handed bit changes

Specifications	
Rating	18V
No Load RPM	0–500/0–1,450
No Load BPM	0–21,000
Max. Torque (in.-lbs.)	360
Chuck Capacity	3/8" keyless chuck
Clutch Settings	15+1
Drive	3/8"
Length	8"
Weight	3.2 lbs.

HDB180B

Includes:
Tool only

HDB180-02

Includes:
(2) Lithium-Ion SlimPack Batteries **BAT609**
30-Minute Charger **BC660**
Double-Ended Bit
Carrying Case

See page 87 for batteries/chargers.
See pages 9–11 for hammer drill accessories.
See pages 104–108 for wood drilling accessories.
See pages 120–146 for screwdriving and metal drilling accessories.

18V Compact Tough™ 1/2" Hammer Drill/Driver

NEW



LITHIUM-ION HC

- ▶ Four-Pole Open-Frame Motor—More power in a smaller size
- ▶ New ergonomic design—For outstanding comfort
- ▶ Ratcheting Single-Sleeve 1/2" Chuck—For one-handed bit changes

Specifications	
Rating	18V
No Load RPM	0–500/0–1,700
No Load BPM	0–25,500
Max. Torque (in.-lbs.)	600
Chuck Capacity	3/8" keyless chuck
Clutch Settings	18+1
Drive	1/2"
Length	7.5"
Weight	4.2 lbs.

HDS180B

Includes:
Tool only

HDS181-01

Includes:
(2) Lithium-Ion HC FatPack Batteries **BAT619G**
30-Minute Charger **BC630**
Double-Ended Bit
Carrying Case

HDS181-02

Includes:
(2) Lithium-Ion HC SlimPack Batteries **BAT610G**
30-Minute Charger **BC660**
Double-Ended Bit
Carrying Case

HDS181-03

Includes:
Lithium-Ion HC FatPack Battery **BAT619G**
Lithium-Ion HC SlimPack Battery **BAT610G**
30-Minute Charger **BC660**
Double-Ended Bit
Carrying Case

See page 87 for batteries/chargers.
See pages 9–11 for hammer drill accessories.
See pages 104–108 for wood drilling accessories.
See pages 120–146 for screwdriving and metal drilling accessories.

18V Brute Tough™ 1/2" Hammer Drill/Driver

NEW



LITHIUM-ION HC

- ▶ Four-Pole Open-Frame Motor—More power in a smaller size
- ▶ New ergonomic design—For outstanding comfort
- ▶ Ratcheting Single-Sleeve 1/2" Chuck—For one-handed bit changes

Specifications	
Rating	18V
No Load RPM	0–420/0–1,800
No Load BPM	0–27,000
Max. Torque (in.-lbs.)	700
Chuck Capacity	1/2" keyless chuck
Clutch Settings	25+1
Drive	1/2"
Length	8.75"
Weight	4.9 lbs.

HDH181B

Includes:
Tool only

HDH181-01

Includes:
(2) Lithium-Ion HC FatPack Batteries **BAT619G**
30-Minute Charger **BC630**
Double-Ended Bit
Carrying Case

See page 87 for batteries/chargers.
See pages 9–11 for hammer drill accessories.
See pages 104–108 for wood drilling accessories.
See pages 120–146 for screwdriving and metal drilling accessories.

18 Volt Impact Drivers and Wrench

**18
VOLT**
LITHIUM-ION
**FLEXIBLE
DRILLING**
BOSCH

18V Impact Drill/Driver



- ▶ Three Modes of Operation—Drilling, driving and fastening
- ▶ Spring-Loaded Impact Mechanism—Reduces torque reaction and cam out
- ▶ Electronic Cell Protection (ECP)—Unique battery pack design and customized electronics to deliver optimal battery life and performance

Specifications	
Rating	18V
No Load RPM	0–400/0–1,300
Max. Torque (in.-lbs.)	400
Drive	1/4" hex
Length	7"
Weight	4.2 lbs.

26618B

Includes:
Tool only

26618-01

(2) Lithium-Ion FatPack Batteries **BAT618**
30-Minute Charger **BC630**
Double-Ended Bit
Carrying Case

See page 87 for batteries/chargers.
See pages 104–108 for wood drilling accessories.
See pages 120–146 for screwdriving and metal drilling accessories.

18V Impact Driver



- ▶ Compact Impactor™ Design—For increased maneuverability in tight spaces and extended comfort
- ▶ Electronic Cell Protection (ECP)—Unique battery pack design and customized electronics to deliver optimal battery life and performance
- ▶ Built-In LED Light—Great for dark corners or enclosed areas

Specifications	
Rating	18V
No Load RPM	0–500/0–1,700
Max. Torque (in.-lbs.)	600
Drive	1/4" hex
Length	5.7"
Weight	3.8 lbs.

25618B

Includes:
Tool only

25618-01

(2) Lithium-Ion FatPack Batteries **BAT618**
30-Minute Charger **BC630**
Double-Ended Bit
Carrying Case

25618-02

Includes:
(2) Lithium-Ion SlimPack Batteries **BAT609**
30-Minute Charger **BC660**
Double-Ended Bit
Carrying Case

See page 87 for batteries/chargers.
See pages 120–139 for screwdriving accessories.

18V 1/2" Impact Wrench



- ▶ Compact Impactor™ Design—For increased maneuverability in tight spaces
- ▶ Electronic Cell Protection (ECP)—Unique battery pack design, and customized electronics to deliver optimal battery life and performance
- ▶ Built-In LED Light—Great for dark corners or enclosed areas
- ▶ 1/2" square drive

Specifications	
Rating	18V
No Load RPM	0–380/0–1,600
Max. Torque (in.-lbs.)	700
Drive	1/2" square
Length	6"
Weight	3.8 lbs.

24618B

Includes:
Tool only

24618-01

(2) Lithium-Ion FatPack Batteries **BAT618**
30-Minute Charger **BC630**
Double-Ended Bit
Carrying Case

24618-02

Includes:
(2) Lithium-Ion SlimPack Batteries **BAT609**
30-Minute Charger **BC660**
Double-Ended Bit
Carrying Case

See page 87 for batteries/chargers.
See pages 120–139 for screwdriving accessories.

18 Volt Impact Wrenches



18V 3/8" Impact Wrench



- ▶ 3/8" square drive anvil
- ▶ Compact Impactor™ Design—For increased maneuverability in tight spaces and extended comfort
- ▶ Built-In LED Light—Great for dark corners or enclosed areas
- ▶ Electronic Cell Protection (ECP)—Unique battery pack design, and customized electronics to deliver optimal battery life and performance

Specifications	
Rating	18V
No Load RPM	0–2,800
No Load BPM	0–3,200
Max. Torque (in.-lbs.)	1,500
Drive	3/8" square
Length	6"
Weight	3.8 lbs.

IWH181B

Includes:
Tool only

IWH181-01

Includes:
(2) Lithium-Ion FatPack Batteries **BAT618**
30-Minute Charger **BC630**
Double-Ended Bit
Carrying Case

See page 87 for batteries/chargers.
See pages 120–139 for screwdriving accessories.

18V High-Torque Impact Wrench

IWHT180-01
with Friction Ring



HTH181-01
with Pin Detent



- ▶ Heavy-Duty All-Metal Motor, Impact Hammer and Anvil System—Made to hold up in tough environments
- ▶ Electronic Cell Protection (ECP)—Unique battery pack design, and customized electronics to deliver optimal battery life and performance
- ▶ Thin-Design Nose Piece—Allows access to tight spaces

Specifications	
Rating	18V
No Load RPM	0–1,900
No Load BPM	0–2,100
Max. Torque (in.-lbs.)	500
Drive	1/2" square
Length	10"
Weight	6.7 lbs.

IWHT180B

Includes:
Tool only

IWHT180-01

Includes:
(2) Lithium-Ion FatPack Batteries **BAT618**
30-Minute Charger **BC630**
Double-Ended Bit
Carrying Case

HTH181B

Includes:
Tool only

HTH181-01

Includes:
(2) Lithium-Ion FatPack Batteries **BAT618**
30-Minute Charger **BC630**
Double-Ended Bit
Carrying Case

See page 87 for batteries/chargers.

18V High-Torque Impact Wrench with 7/16" Hex



- ▶ Heavy-Duty All-Metal Motor, Impact Hammer and Anvil System—Made to hold up in tough environments
- ▶ Electronic Cell Protection (ECP)—Unique battery pack design, and customized electronics to deliver optimal battery life and performance
- ▶ Thin-Design Nose Piece—Allows access to tight spaces

Specifications	
Rating	18V
No Load RPM	0–1,900
No Load BPM	0–2,100
Max. Torque (in.-lbs.)	500
Drive	7/16" quick-change anvil
Length	10.75"
Weight	6.7 lbs.

HTH182B

Includes:
Tool only

HTH182-01

Includes:
(2) Lithium-Ion FatPack Batteries **BAT618**
30-Minute Charger **BC630**
Double-Ended Bit
Carrying Case

See page 87 for batteries/chargers.



RHS181K 18V 1/2" SDS-plus® Compact Rotary Hammer

NEW

18 VOLT LITHIUM-ION HC



- ▶ Compact Size and Weight— Ideal for small-diameter masonry and concrete drilling, especially in tight work areas and over head
- ▶ Unbeatable Run Time—More than 100 holes (1/4" x 1-1/2") per charge
- ▶ Superior Ergonomics—For improved handling and precision

Also available without battery and charger:
RHS181B

See page 87 for batteries/chargers.
See pages 16–19 for SDS-plus® rotary hammer bits.

Specifications	
Rating	18V
No Load RPM	0–1,050
No Load BPM	0–4,950
Impact Energy (ft.-lbs.)	0.74
Maximum Capacities: Concrete	1/2"
Maximum Capacities: Steel	3/8"
Maximum Capacities: Wood	5/8"
Length	10.9"
Weight	4.6 lbs.

Includes:
Lithium-Ion HC FatPack Battery **BAT619G**
30-Minute Charger **BC630**
Jobsite Bag

RHH180-01 18V 1/2" SDS-plus® Rotary Hammer

NEW

18 VOLT LITHIUM-ION



- ▶ Lightweight—Only 5.7 lbs. for maximum comfort and less fatigue
- ▶ Unbeatable Run Time—Up to 100 holes on one charge
- ▶ Brushless EC Motor Technology—Offers longer life, increased efficiency, less maintenance and same power at a lighter weight and size
- ▶ Electronic Motor Protection (EMP)—protects motor from overload damage

Also available without battery and charger:
RHH180B

See page 87 for batteries/chargers.
See pages 16–19 for SDS-plus® rotary hammer bits.

Specifications	
Rating	18V
No Load RPM	0–1,400
No Load BPM	0–4,500
Impact Energy (ft.-lbs.)	1.25
Maximum Capacities: Concrete	3/4"
Maximum Capacities: Steel	1/2"
Maximum Capacities: Wood	1-1/4"
Length	11.25"
Weight	5.7 lbs.

Includes:
(2) Lithium-Ion FatPack Batteries **BAT618**
30-Minute Charger **BC630**
Carrying Case

CCS180K 18V 6-1/2" Circular Saw


**18
VOLT**
LITHIUM-ION


- ▶ 6-1/2" Saw Blade—Cuts through twice the amount of material, even at full depth of cut
- ▶ Exclusive Anti-Snag Lower Guard—For ease of cut
- ▶ Easy-to-Read Depth of Cut Gauge—Maximizes cutting performance
- ▶ 50° Bevel—For wider range of applications

Also available without battery and charger: CCS180B

See page 87 for batteries/chargers. See page 181 for blades.

Specifications	
Rating	18V
No Load RPM	3,900
Diameter	6-1/2"
Bevel	50°
Length	12.5"
Weight	6.6 lbs.

Includes:

Lithium-Ion FatPack Battery **BAT618**
30-Minute Charger **BC630**
Allen® Key
6-1/2" 18-Tooth Carbide Blade

CRS180K 18V Reciprocating Saw


**18
VOLT**
LITHIUM-ION


- ▶ Compact Size—Makes it easier to get into tight spaces
- ▶ Lockjaw™ Blade Change System—For fast, easy one-handed blade insertion and ejection
- ▶ 1-1/8" Stroke—Remove more material per stroke
- ▶ Variable-Speed Trigger—Eases into material without kickback

Also available without battery and charger: CRS180B

See page 87 for batteries/chargers. See pages 187–191 for blades.

Specifications	
Rating	18V
No Load SPM	0–2,400/0–2,700
Stroke Length	1-1/8"
Length	17.4"
Weight	7.6 lbs.

Includes:

Lithium-Ion FatPack Battery **BAT618**
30-Minute Charger **BC630**
(2) Bi-Metal Reciprocating Blades

CAG180-01 18V 4-1/2" Angle Grinder


**18
VOLT**
LITHIUM-ION


- ▶ Powerful Four-Brush Motor Design—For heavy-duty applications
- ▶ Overload Protection and Lifetime Brush Design—Creates long motor life without need to change brushes
- ▶ Burst-Wheel Resistant Guard Design—Resists rotation in the case of wheel burst

Also available without battery and charger: CAG180B

See page 87 for batteries/chargers. See pages 43–44 for abrasive wheels.

Specifications	
Rating	18V
No Load RPM	10,000
Spindle Thread	5/8"–11
Diameter	4-1/2"
Length	12.5"
Weight	5.0 lbs.

Includes:

(2) Lithium-Ion FatPack Batteries **BAT618**
30-Minute Charger **BC630**
Grinding and Cutting Guards
Flange Kit Including Side Handle
Spanner Wrench and Matched Flanges
Carrying Case



BSH180-01 18V Compact Band Saw**NEW****18
VOLT****LITHIUM-ION**

- ▶ Up to 60% lighter weight than deep-cut band saws, up to 40% more compact; ideal for working in tight spaces or overhead cutting
- ▶ 2-1/2" Cutting Capacity—Cuts most common materials for electrical, plumbing and mechanical cutting applications up to 2-1/2" diameter on a single pass
- ▶ Integrated LED Work Light—Illuminates the cut line in dark areas
- ▶ Rugged Aluminum Base—Lightweight for easy portability; withstands tough jobsite conditions

Also available without battery and charger: **BSH180B**

See page 87 for batteries/chargers.
See page 252 for blades.

Specifications	
Rating	18V
No Load SFPM	530
Cutting Capacity	2-1/2" x 2-1/2"
Blade Size	28.75" x .5" x .02"
Length	13.5"
Weight	8 lbs.

Includes:

(2) Lithium-Ion FatPack Batteries **BAT618**
60-Minute Charger **BC660**
Auxiliary Handle
(3) 18 TPI Blades
Carrying Case

DGSH181K 18V Die Grinder**NEW****18
VOLT****LITHIUM-ION HC**

- ▶ High-Performance Four-Pole Motor—Delivers best-in-class power-to-weight ratio
- ▶ Compact size and weight for improved ergonomics and reduced fatigue in extended-use applications
- ▶ Hardened and grounded chuck for longest life and best precision

Also available without battery and charger: **DGSH181B**

See page 87 for batteries/chargers.

Specifications	
Rating	18V
No Load RPM	18,000–20,000
Collect Diameter	1/4"
Bit Change	Wrench
Length	13.25"
Weight	3.9 lbs.

Includes:

Lithium-Ion HC FatPack Battery **BAT619G**
30-Minute Charger **BC630**
(2) Wrenches
Jobsite Bag

FNH180-16K 18V 16-Gauge Finish Nailer**NEW****18
VOLT****LITHIUM-ION**

- ▶ Compact Size—Up to 15% more narrow than leading competitor
- ▶ Blank Fire Lock-Out—Avoids damage to work piece by preventing blank firing when nail magazine is empty
- ▶ Lock-Out Switch—Disables tool when not in use
- ▶ Toolless Jam Clearing—Easy removal of jammed nails, no tools needed

Also available without battery and charger: **FNH180-16B**

See page 87 for batteries/chargers.

Specifications	
Rating	18V
Nail Diameter	16 gauge
Magazine Angle	20°
Nail Length Capacity	1-1/4"–2-1/2"
Magazine Capacity	105 nails
Length	12.5"
Weight	7.7 lbs.

Includes:

Lithium-Ion FatPack Battery **BAT618**
30-Minute Charger **BC630**
Safety Glasses
Carrying Case

JSH180-01 18V Jig Saw**NEW****18 VOLT****LITHIUM-ION**

- ▶ Optimized Performance—Fast cutting speed and long battery run time optimized for main cordless jig saw applications
- ▶ Compact Size and Weight—Up to 10% more compact and 30% lighter than leading competitor
- ▶ One-Handed Blade Insertion and Ejection—Offers most convenience and ease of use
- ▶ Integrated LED Work Light

Also available without battery and charger: **JSH180B**

See page 87 for batteries/chargers.
See pages 213–221 for blades.

Specifications	
Rating	18V
No Load SPM	0–2,700
Stroke Length	1"
Cutting Depth: Wood	3-1/2"
Cutting Depth: Steel	5/16"
Cutting Depth: Aluminum	13/16"
Bevel Capacity	0–45°
Orbital Action	Four-stage
Length	10.24"
Weight	5.3 lbs.

Includes:

(2) Lithium-Ion FatPack Batteries **BAT618**
30-Minute Charger **BC630**
Carrying Case

PLH181K 18V 3-1/4" Planer**NEW****18 VOLT****LITHIUM-ION**

- ▶ Optimized Performance—Fast cutting speed and long battery run time optimized for main planing applications
- ▶ Electronically Counterbalanced Single-Blade Design System Positions Blade at Ideal Cutting Angle—Reduces drag, faster operation and smooth cutting
- ▶ Chip-Ejection Switch—Directs shavings left or right
- ▶ Edge-Guide Fence—Ensures consistent planing through entire workpiece; can be mounted on either side of tool and has protective shield that covers section of blade not in use.

Also available without battery and charger: **PLH181B**

See page 87 for batteries/chargers.
See page 266 for blades.

Specifications	
Rating	18V
No Load RPM	14,000
Adjustable Depth of Cut	0–1/16"
Planing Width	3-1/4"
Cutter Head Blades	1
Chip Ejection	Left and right
Length	12.63"
Weight (lbs.)	5.7 lbs.

Includes:

Lithium-Ion HC FatPack Battery **BAT619G**
30-Minute Charger **BC630**
Carrying Case


18 Volt Lithium-Ion Flashlights

Item #	Description
CFL180*	Easily fits into tight spaces. Enables up to four hours of continuous run time

*Battery sold separately

**18 Volt Lithium-Ion Batteries and Chargers****Batteries**

Item #	Description
BAT609	18V Lithium-Ion SlimPack battery
BAT618	18V Lithium-Ion FatPack battery
BAT610G	18V Lithium-Ion HC SlimPack battery
BAT619G	18V Lithium-Ion HC FatPack battery

Chargers

Item #	Description
BC660	Charges 14.4V–18V FatPack battery in 60-minutes. Charges 14.4V–18V SlimPack battery in 30-minutes
BC630	Charges 14.4V–18V FatPack and SlimPack batteries in 30-minutes



18 Volt Lithium-Ion Combo Kits

	CLPK201-180	CLPK221-181	CLPK232-180	CLPK232-181	CLPK241-181
Drill/Drivers	—	—	DDS180	DDS181	DDS181
Hammer Drill/Drivers	HDH181	HDH181	—	—	—
Impactor	—	25618	25618	25618	25618
Reciprocating Saw	CRS180	—	—	—	—
6-1/2" Circular Saw	—	—	—	—	—
Flashlight	—	—	—	—	—
Batteries/Charger	(2) BAT618 18V Lithium-Ion FatPack batteries/ BC630 30-minute charger	(2) BAT619G 18V Lithium-Ion HC FatPack batteries/ BC630 30-minute chargerr	(2) BAT609 18V Lithium-Ion SlimPack batteries/ BC660 30-minute charger	(1) BAT610G 18V Lithium-Ion HC SlimPack battery and (1) BAT609 18V Lithium-Ion SlimPack battery/ BC660 30-minute charger	(2) BAT619G 18V Lithium-Ion HC FatPack batteries/ BC630 30-minute charger
Includes	Carrying bag	Carrying bag	Carrying bag	Carrying bag	Carrying bag



18 Volt Lithium-Ion Combo Kits

	CLPK243-181	CLPK273-181	CLPK401-181	CLPK411-181	CLPK431-181
Drill/Drivers	—	—	—	—	—
Hammer Drill/Drivers	HDS181	HDS181	HDH181	HDH181	HDS181
Impactor	25618	—	—	25618	25618
Reciprocating Saw	—	CRS180	CRS180	CRS180	CRS180
6-1/2" Circular Saw	—	—	CCS181	—	—
Flashlight	—	—	CFL180	CFL180	CFL180
Batteries/Charger	(1) BAT619G 18V Lithium-Ion HC FatPack battery and (1) BAT610G 18V Lithium-Ion HC SlimPack battery/ BC630 30-minute charger	(1) BAT619G 18V Lithium-Ion HC FatPack battery and (1) BAT610G 18V Lithium-Ion HC SlimPack battery/ BC630 30-minute charger	(2) BAT619G 18V Lithium-Ion HC FatPack batteries/ BC630 30-minute charger	(2) BAT619G 18V Lithium-Ion HC FatPack batteries/ BC630 30-minute charger	(2) BAT619G 18V Lithium-Ion HC FatPack batteries/ BC630 30-minute charger
Includes	Carrying bag	Carrying bag	Carrying bag	Carrying bag	Carrying bag



36 Volt Lithium-Ion

3

Cordless Tools 36 Volt



38636-01 36V Brute Tough™ 1/2" Drill/Driver



- ▶ Brute Tough™ Construction with Unibody Powertrain, Metal-Reinforced Collar and Durashield™ Housing—Constructed to withstand real-world conditions. Withstands repeated one-story drops when the competition fails
- ▶ Externally Accessible Brushes—For brush replacement in as little as two minutes
- ▶ Ratcheting, Carbide-Tooth Single-Sleeve 1/2" Chuck—For one-handed bit changes
- ▶ Bosch-Designed Powertrain with Metal Gears—For increased life and durability

Also available without battery and charger: **38636B**

See page 93 for batteries/charger.
See pages 104–108 for wood drilling accessories.
See pages 120–146 for screwdriving and metal drilling accessories.

Specifications	
Rating	36V
No Load RPM	0–450/0–1,400
Max. Torque (in.-lbs.)	600
Length	9.75"
Weight	6.7 lbs. with fatpack (without assist handle)
	5.6 lbs. with slimpack (without assist handle)

Includes:
(2) Lithium-Ion FatPack Batteries **BAT837**
Charger **BC830**
360° Auxiliary Handle
Double-Ended Bit
Carrying Case

18636-01 36V Brute Tough™ 1/2" Hammer Drill/Driver



- ▶ Brute Tough™ Construction with Unibody Powertrain, Metal-Reinforced Collar and Durashield™ Housing—Constructed to withstand real-world conditions. Withstands repeated one-story drops when the competition fails
- ▶ Hammer On/Off Ring—Easily engage and disengage hammer mode
- ▶ Externally Accessible Brushes—For brush replacement in as little as two minutes
- ▶ Ratcheting, Carbide-Tooth Single-Sleeve 1/2" Chuck—For one-handed bit changes

Also available without battery and charger: **18636B**

See page 93 for batteries/charger.
See pages 9–11 for hammer drill accessories.
See pages 104–108 for wood drilling accessories.
See pages 120–146 for screwdriving and metal drilling accessories.

Specifications	
Rating	36V
No Load RPM	0–450/0–1,400
No Load BPM	18,000
Max. Torque (in.-lbs.)	600
Length	10.5"
Weight	7.2 lbs. with fatpack (without assist handle)
	6.1 lbs. with slimpack (without assist handle)

Includes:
Lithium-Ion FatPack Battery **BAT837**
Lithium-Ion SlimPack Battery **BAT818**
Charger **BC830**
360° Auxiliary Handle
Double-Ended Bit
Carrying Case

18636-02 36V Brute Tough™ 1/2" Hammer Drill/Driver with Two FatPack Batteries**36**
VOLT**LITHIUM-ION**

Same features as 18636-01 on the left.

See page 93 for batteries/charger.
See pages 9–11 for hammer drill accessories.
See pages 104–108 for wood drilling accessories.
See pages 120–146 for screwdriving and metal drilling accessories.

Same specifications as 18636-01 on the left.

Includes:
(2) Lithium-Ion FatPack Batteries **BAT837**
Charger **BC830**
360° Auxiliary Handle
Double-Ended Bit
Carrying Case

18636-03 36V Brute Tough™ 1/2" Hammer Drill/Driver with Two SlimPack Batteries**36**
VOLT**LITHIUM-ION**

Same features as 18636-01 on the left.

See page 93 for batteries/charger.
See pages 9–11 for hammer drill accessories.
See pages 104–108 for wood drilling accessories.
See pages 120–146 for screwdriving and metal drilling accessories.

Same specifications as 18636-01 on the left.

Includes:
(2) Lithium-Ion SlimPack Batteries **BAT818**
Charger **BC830**
360° Auxiliary Handle
Double-Ended Bit
Carrying Case

11536VSR 36V 1" SDS-plus® Rotary Hammer**36**
VOLT**LITHIUM-ION**

- ▶ 1" solid bit capacity/2.5" core bit capacity
- ▶ Three-Mode Selector—Rotary hammer, rotation-only and hammer-only mode
- ▶ SDS-plus® bit system
- ▶ Variable-Speed Reversing Trigger—For accurate bit starting as well as removing fasteners or bound bits
- ▶ Vario-Lock™ Positioning—Rotates and locks chisel into 36 different positions

See page 93 for batteries/charger.
See pages 16–19 for SDS-plus® rotary hammer bits.

Specifications	
Rating	36V
No Load RPM	0–960
No Load BPM	0–4,260
Impact Energy (ft.-lbs.)	2.2
Max. Capacity: Concrete	1"
Max. Capacity: Metal	1/2"
Max. Capacity: Wood	1-1/4"
Length	15"
Weight	9.6 lbs.

Includes:
(2) Lithium-Ion FatPack Batteries **BAT837**
Charger **BC830**
360° Auxiliary Handle
Depth Gauge
Carrying Case



11536C-1 36V 3/4" SDS-Plus® Compact Rotary Hammer with One SlimPack Battery


LITHIUM-ION


- ▶ Two Modes of Operation—Rotation only and rotary hammer
- ▶ Vibration Control—The integrated vibration damper reduces vibration and fatigue by 50%
- ▶ SDS-plus® Bit System—Toolless bit changes with automatic bit locking, dust protection and maximum impact energy transfer rate
- ▶ Variable-Speed Reversing Trigger—For accurate bit starting as well as removing fasteners or bound bits

See page 93 for batteries/charger.
See pages 16–19 for SDS-plus® rotary hammer bits.

Specifications	
Rating	36V
No Load RPM	0–1,500
No Load BPM	0–4,850
Impact Energy (ft.-lbs.)	1.7
Max. Capacity: Concrete	3/4"
Max. Capacity: Metal	1/2"
Max. Capacity: Wood	1-1/4"
Length	12-1/4"
Weight	6.25 lbs.

Includes:

(1) Lithium-Ion SlimPack Battery **BAT818**
Charger **BC830**
360° Auxiliary Handle
Depth Gauge
Carrying Case

11536C-2 36V 3/4" SDS-plus® Compact Rotary Hammer with Two SlimPack Batteries


LITHIUM-ION


Same features as 11536C-1 above.

See page 93 for batteries/charger.
See pages 16–19 for SDS-plus® rotary hammer bits.

Same specifications as 11536C-1 above.

Includes:

(2) Lithium-Ion SlimPack Batteries **BAT818**
Charger **BC830**
360° Auxiliary Handle
Depth Gauge
Jobsite Carrying Bag
Carrying Case

1671K 36V 6-1/2" Circular Saw


LITHIUM-ION


- ▶ Built-In Saw Hook—Convenient saw storage between cuts
- ▶ Heavy-duty aluminum shoe and upper guard
- ▶ Anti-Snag Lower Guard—Reduces hang-ups when making narrow cut-offs
- ▶ Large, Easy-To-Reach Depth Adjustment Lever—Match depth of stock for accurate cuts

Also available without battery and charger: **1671B**

See page 93 for batteries/charger.
See page 181 for blades.

Specifications	
Rating	36V
No Load RPM	0–4,000
Max. Capacity: Wood	1-1/4"
Blade Diameter	6-1/2"
Arbor Size	5/8"
Max. Bevel Cut 90°	0°–50°
Depth of Cut 90°	2-1/8"
Depth of Cut 45° Bevel	1-3/4"
Length	14"
Weight (lbs.)	10.4 lbs.

Includes:

(2) Lithium-Ion FatPack Batteries **BAT837**
Charger **BC830**
6-1/2" 18-Tooth Carbide Blade
Jobsite Carrying Bag

1651K 36V Reciprocating Saw



LITHIUM-ION



- ▶ Fastest Saw in Its Category—1-1/2" per square inch per minute
- ▶ Lockjaw™ Blade Change System—For fast, easy one-handed blade insertion and ejection
- ▶ Built-In Saw Hook—Convenient saw storage between cuts
- ▶ Two-Position Handle and Smaller Collar—For better control in multiple working conditions

Also available without battery and charger: **1651B**

See page 93 for batteries/charger.
See pages 187–191 for blades.

Specifications	
Rating	36V
No Load SPM	0–3,000/0–2,400
Stroke Length	1-1/8"
Length	16"
Weight	9.21 lbs.

Includes:

- (2) Lithium-Ion FatPack Batteries **BAT837**
- Charger **BC830**
- (2) Bi-Metal Reciprocating Blades
- Jobsite Carrying Bag

36 Volt Lithium-Ion Flashlight

Item #	Description
FL36*	Pivoting head—head rotates -10° to 90°

*Battery sold separately



36 Volt Lithium-Ion Batteries and Charger

Batteries



Item #	Description
BAT837	Lithium-Ion 36V FatPack battery
BAT818	Lithium-Ion 36V SlimPack battery

Charger



Item #	Description
BC830	Charges Lithium-Ion 36V FatPack battery in 60 minutes and SlimPack battery in 30 minutes

36 Volt Lithium-Ion Combo Kits

	CPK30-36	CPK31-36	CPK40-36	CPK41-36	CPK42-36
1/2" Hammer Drill/Driver	18636	18636	18636	18636	18636
Reciprocating Saw	1651	—	1651	1651	1651
6-1/2" Circular Saw	—	1671	1671	1671	1671
Flashlight	FL36	FL36	FL36	FL36	FL36
Batteries/Charger	(1) BAT837 36V Lithium-Ion FatPack battery and (1) BAT818 36V Lithium-Ion SlimPack battery/BC830 60-minute charger	(1) BAT837 36V Lithium-Ion FatPack battery and (1) BAT818 36V Lithium-Ion SlimPack battery/BC830 60-minute charger	(2) BAT837 36V Lithium-Ion FatPack batteries/BC830 60-minute charger	(1) BAT837 36V Lithium-Ion FatPack battery and (1) BAT818 36V Lithium-Ion SlimPack battery/BC830 60-minute charger	(2) BAT818 36V Lithium-Ion SlimPack batteries/BC830 60-minute charger
Includes	360° auxiliary handle, double-ended bit, (2) reciprocating saw blades, carrying bag	360° auxiliary handle, double-ended bit, 6-1/2" circular saw blade, carrying bag	Double-ended insert bit, 6-1/2" circular saw blade, (2) reciprocating saw blades, 360° auxiliary handle, carrying bag	Double-ended insert bit, 6-1/2" circular saw blade, (2) reciprocating saw blades, 360° auxiliary handle, carrying bag	Double-ended insert bit, 6-1/2" circular saw blade, (2) reciprocating saw blades, 360° auxiliary handle, carrying bag

Jobsite Radio/Charger/Digital Media Stereo



- ▶ Four-way speakers and subwoofer
- ▶ Moisture and dust-resistant
- ▶ Aluminum and rubber roll cage
- ▶ Advanced digital tuning
- ▶ 20 FM/10 AM presets
- ▶ Five preset equalizer settings
- ▶ Separate bass and treble controls
- ▶ Battery/charger bay
- ▶ Aux 1 in port, (2) Aux in ports
- ▶ Line out port
- ▶ Powered USB port
- ▶ SD card port
- ▶ Four-way power outlets
- ▶ 12V DC adapter—Charges cell phones

PB360S Power Box™ 360° Jobsite Stereo



Includes:
 (2) AA Batteries
 6" Auxiliary Cable

Specifications	
Unit Size	14.5" x 14" x 13.5"
Cord Length	6 ft.
Weight	25.0 lbs.



*Accessories, battery and cord not included

PB360D Power Box™ 360° Jobsite Stereo (Deluxe)

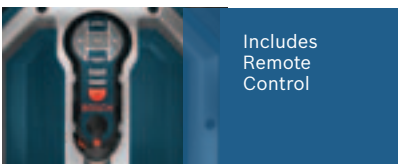


- Also features:**
- ▶ SIRIUS™ Satellite Radio Port* Universal Dock and Play Port—For fast connectivity
 - ▶ Four-way GFCI outlets
 - ▶ Bosch-Exclusive Remote Control with Onboard Storage—Operate unit from up to 40 ft. away
 - ▶ Remote control
 - ▶ Backlit control panel

Same specifications as PB360S above.

Includes:
 (2) AA Batteries
 6" Auxiliary Cable

*Only compatible with SIRIUS Dock and Play devices (Starmate 3, 4 and 5; Stratus 4, 5 and 6; Stiletto 2). Device, antenna and subscription required (not included). Each sold separately.





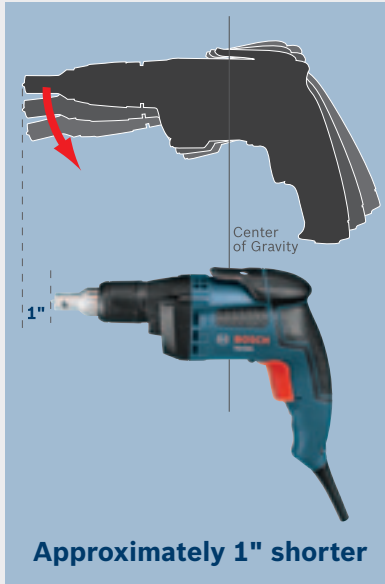
Drilling and Fastening

Screwguns

4

Drilling and Fastening Screwguns

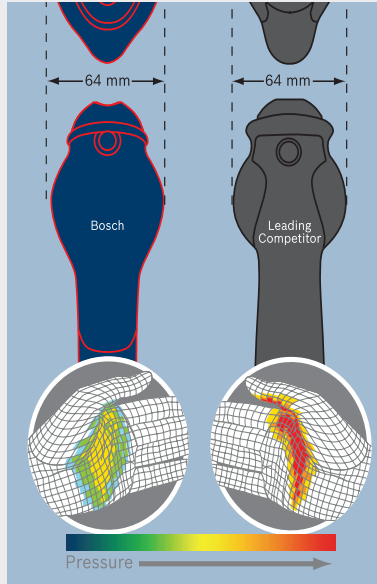
Feel the Difference. See the Results.



Approximately 1" shorter


Compact Design

Provides better tool balance and improved comfort when driving screws all day long



Ergonomic Grip

Contoured grip is designed to maximize comfort and minimize fatigue with evenly distributed pressure



Locking dents

Posi-Lok™ Nose Piece

Unique nose piece design is both easy to use and remove, and positively locks the depth setting when removed

SG250 Screwgun

NEW



- ▶ Compact Ergonomic Design—Contoured grip increases comfort and control to drive screws all day
- ▶ Posi-Lok™ Nose Piece Design—Retains depth setting when removed and eliminates time-consuming depth readjustments
- ▶ High-Torque Gearbox—For driving screws into hardwoods and materials
- ▶ Interchangeable Bit Tip and TEK Nose—Versatility for multiple jobs with a single tool

Includes:

- Bit Tip Holder **3603008500**
- #2 Phillips® Tip **2608674975**
- Posi-Lok™ Nose Piece **2600460049**
- Posi-Lok™ Nose Piece **2600460050**

Specifications	
Rating	120V
Amperage	7.0
No Load RPM	2,500
Torque	177 in.-lbs.
Length	11-5/8"
Weight	3.3 lbs.



SG450 Screwgun

NEW



*Available Spring 2012



- ▶ Compact Ergonomic Design—Contoured grip increases comfort and control to drive screws all day
- ▶ Posi-Lok™ Nose Piece Design—Retains depth setting when removed and eliminates time-consuming depth readjustments
- ▶ Plastic Gear Housing—Provides improved balance and lightweight design
- ▶ Strong Bit Tip Magnet—Maximizes control when driving long screws

Includes:

Bit Tip Holder **3603008500**
 #2 Phillips® Tip **2608674975**
 Posi-Lok™ Nose Piece **2600460049**

Specifications	
Rating	120V
Amperage	7.0
No Load RPM	4,500
Torque	106 in.-lbs.
Length	11-5/8"
Weight	3.1 lbs.

SG450AF Screwgun with Auto-Feed and L-Boxx®

NEW



- ▶ Compact Ergonomic Design—Contoured grip increases comfort and control to drive screws all day
- ▶ Auto-Feed System—Screw capacity of 1" to 2-1/8" for increased productivity
- ▶ Plastic Gear Housing—Provides improved balance and lightweight design
- ▶ Variable-Speed Trigger with Forward-Reverse Lever—For increased control

Includes:

Bit Tip Holder **3603008500**
 #2 Phillips® Tip **2608674975**
 Posi-Lok™ Nose Piece **2600460049**
 Auto-Feed Attachment **MA55, 2607020396**
 Extended Bit Tip **2608522066**
 Carrying Case **L-BOXX-3**

Information about L-Boxx® is available on page 322.

Specifications	
Rating	120V
Amperage	7.0
No Load RPM	4,500
Torque	106 in.-lbs.
Length	15-3/4"
Weight	4.0 lbs.

Screw Setting Accessories



D60498

Dimpler® for professional screw setting precision at a fraction of the cost

Item #	Description
D60498	Dimpler® drywall driver
DWS2	Drywall insert bit
DWS60497	Drywall screw setter, #2 Phillips®



Toll free: 877-BOSCH-99

Drills and Right-Angle Drills



4

Drilling and Fastening Drills

1006VSR 3/8" Corded Drill



- ▶ One-Handed Keyless Chuck—For quick, easy and secure accessory changes
- ▶ Excellent Power-to-Weight Ratio—Maximum power at a minimum weight
- ▶ Ergonomic Handle with Soft Grip—For increased comfort
- ▶ Two-Finger Trigger with Lock-On—For ease of operation

Specifications	
Rating	120V
Amperage	6.3
No Load RPM	0–2,600
Torque	177 in.lbs.
Chuck	3/8"
Length	10.1"
Weight	3.4 lbs.

1030VSR 3/8" High-Speed Drill



- ▶ Heavy-Duty Keyed Chuck—For increased durability
- ▶ Ergonomic Handle with Soft Grip—For increased comfort
- ▶ Two-Finger Trigger with Lock-On—For ease of operation
- ▶ Variable-Speed Trigger with Reverse Switch—For greater control

Includes:

Auxiliary Handle **2602025094**
Chuck Key **3608571539**

Specifications	
Rating	120V
Amperage	7.5
No Load RPM	0–2,100
Torque	215 in.lbs.
Spindle Size	1/2"–20
Maximum Hole Diameter in Wood: Paddle Bit	1"
Maximum Hole Diameter in Wood: Self-Feed Bit	Not recommended, drill is too fast
Maximum Hole Diameter in Wood: Hole Saw	1-3/8"
Maximum Hole Diameter in Wood: Auger Bit	Not recommended, drill is too fast
Maximum Hole Diameter in Steel: Twist Drill Bit	3/8"
Maximum Hole Diameter in Steel: Hole Saw	1-3/8"
Length	10"
Weight	4.8 lbs.

1013VSR 1/2" High-Speed Drill



- ▶ Heavy-Duty Keyed Chuck—For increased durability
- ▶ Ergonomic Handle with Soft Grip—For increased comfort
- ▶ Two-Finger Trigger with Lock-On—For ease of operation
- ▶ Variable-Speed Trigger with Reverse Switch—For greater control

Includes:
 Auxiliary Handle **2602025094**
 Chuck Key **2610348635**

Specifications	
Rating	120V
Amperage	6.5
No Load RPM	0–850
Torque	373 in.lbs.
Spindle Size	1/2"–20
Maximum Hole Diameter in Wood: Paddle Bit	1-1/2"
Maximum Hole Diameter in Wood: Self-Feed Bit	2-1/4"
Maximum Hole Diameter in Wood: Hole Saw	3-5/8"
Maximum Hole Diameter in Wood: Auger Bit	1-3/8"
Maximum Hole Diameter in Steel: Twist Drill Bit	1/2"
Maximum Hole Diameter in Steel: Hole Saw	2"
Length	10.9"
Weight	5.1 lbs.

1033VSR 1/2" High-Torque Drill



- ▶ Heavy-Duty Keyed Chuck—For increased durability
- ▶ Ergonomic Handle with Soft Grip—For increased comfort
- ▶ Two-Finger Trigger with Lock-On—For ease of operation
- ▶ Variable-Speed Trigger with Reverse Switch—For greater control

Includes:
 Auxiliary Handle **2602025094**
 Chuck Key **2610348635**

Specifications	
Rating	120V
Amperage	8.0
No Load RPM	0–850
Torque	472 in.lbs.
Spindle Size	1/2"–20
Maximum Hole Diameter in Wood: Paddle Bit	1-1/2"
Maximum Hole Diameter in Wood: Self-Feed Bit	2-9/16"
Maximum Hole Diameter in Wood: Hole Saw	3-5/8"
Maximum Hole Diameter in Wood: Auger Bit	1-1/2"
Maximum Hole Diameter in Steel: Twist Drill Bit	1/2"
Maximum Hole Diameter in Steel: Hole Saw	2-1/2"
Length	11.1"
Weight	5.3 lbs.



1034VSR 1/2" High-Torque Drill



- ▶ Heavy-Duty Keyed Chuck—For increased durability
- ▶ Ergonomic Handle with Soft Grip—For increased comfort
- ▶ Two-Finger Trigger with Lock-On—For ease of operation
- ▶ Variable-Speed Trigger with Reverse Switch—For greater control

Includes:

Auxiliary Handle **2602025094**
Chuck Key **2610348635**

Specifications	
Rating	120V
Amperage	8.0
No Load RPM	0–550
Torque	767 in.lbs.
Spindle Size	1/2"–20
Maximum Hole Diameter in Wood: Paddle Bit	1-1/2"
Maximum Hole Diameter in Wood: Self-Feed Bit	2-9/16"
Maximum Hole Diameter in Wood: Hole Saw	4-1/2"
Maximum Hole Diameter in Wood: Auger Bit	1-1/2"
Maximum Hole Diameter in Steel: Twist Drill Bit	1/2"
Maximum Hole Diameter in Steel: Hole Saw	3"
Length	11.1"
Weight	5.3 lbs.

1132VSR 3/8" Right-Angle Drill



- ▶ Heavy-Duty Keyed Chuck—For increased durability
- ▶ Low-Profile Design—For drilling in tight spaces
- ▶ Paddle-Type Switch—For easy actuation and ease of use
- ▶ Variable-Speed Dial—Provides the ability to adjust speed for specific applications

Includes:

Chuck Key **2607950007**

Specifications	
Rating	120V
Amperage	3.8
No Load RPM	0–1,100
Spindle Size	3/8"
Maximum Hole Diameter in Wood: Hole Saw	1"
Maximum Hole Diameter in Steel: Hole Saw	3/8"
Length	11.8"
Weight	4.0 lbs.

Impact Wrench

1434R 3/4" Impact Wrench



- ▶ Square drive has thru hole for industrial-type pin and o-ring socket retention
- ▶ Large bolt capacity for tough jobs
- ▶ Reversing switch protected to prevent accidental reversing
- ▶ Two position auxiliary handle for extra operator control that can be affixed as shown or on top

Includes:

Side Handle **1602025022**

Specifications	
Rating	120V AC
Amperage	10.5
Square Drive	3/4"
No Load RPM	1,260
No Load BPM	1,900
Bolt Capacity	7/8"
Maximum Torque*	450 ft.-lbs.
Length	11.8"
Weight	4.0 lbs.

*In practice, tightening torque on a fastener can be influenced by a variety of factors: thread friction between bolt head and washer, elasticity of fastener material, degree of wear in tool or accessory, etc. Therefore, stated torque values are based on ideal conditions for a hard-slam application and should be considered approximate in actual use.

Wood Drilling Accessories



Wood Drilling Selection Guide

Bit Type	Application	Speed	Hole Quality	Durability (Hits Nails)
Daredevil™ Spade Bits	Fast hole making in soft wood	●	◐	○
Daredevil™ Auger Bits	Heavy-duty drilling such as electrical rough-in work	○	◐	●
Self-Feed Bits	Heavy-duty, large-diameter rough in for electrical and plumbing	○	○	◐
Bellhanger Bits	Low-voltage wiring installation. Use flute hole for wire pulling	◐	●	○
Brad Point Bits	Precise, small diameter hole making	◐	●	○
Forstner Bits	Precise flat-bottom holes	◐	●	○
Hinge Boring Bits	Precise, small-diameter holes in cabinetry	◐	●	○

● = Recommended ◐ = Acceptable ○ = Not Recommended



GPL5 Five-Point Self-Leveling Alignment Laser

The Bosch GPL5 self-leveling point laser transfers precise right angles indoors. It's compact design offers for easy handling even when transferring reference points from floor to ceiling.

See page 302 for more information on the GPL5 Five-Point Self-Leveling Alignment Laser Tool.



Daredevil™

4

Drilling and Fastening Wood Drilling Accessories



Work Hard, Play Hard

Bosch Daredevil represents the people who use power tool accessories to benefit not only their professional lives, but their overall lifestyle. By using better accessories you're going to save money and time because bits and blades account for more than half of the performance you get from your tools. And with the time you save, you'll have more opportunity to play hard, whether that means motorcycle riding or fishing, family activities or volunteering to build a park in town. It's your time and you've earned it. There's a Work Hard, Play Hard spirit of the freestyle motocross pro that's shared with the contractor. It represents the creativity, focus and preparation that these professionals bring to the job each day. Everything about Bosch Daredevil is best in class, from product design to the materials used. There's always a lot at stake in a construction project, so why wouldn't you combine your skills with the best accessories available to get the job done right the first time?

Warning! Do not attempt to duplicate action demonstrated in this advertisement. The depiction was performed by experienced professionals under controlled conditions and is not intended to demonstrate recommended power tool applications.



Bosch Daredevil started with best-in-class spade bits and now includes framing saw blades, recip saw blades and auger bits. To qualify as part of the Bosch Daredevil line, the product must be the best in its class for speed, ease of use and life—standards that deliver better productivity. Bosch Daredevil is a superior line of products for the construction professional, relying on world-class materials and manufacturing to meet even the most demanding building and remodeling jobs. Being a daredevil is really about being the best.



Wood Drilling Accessories



Daredevil™



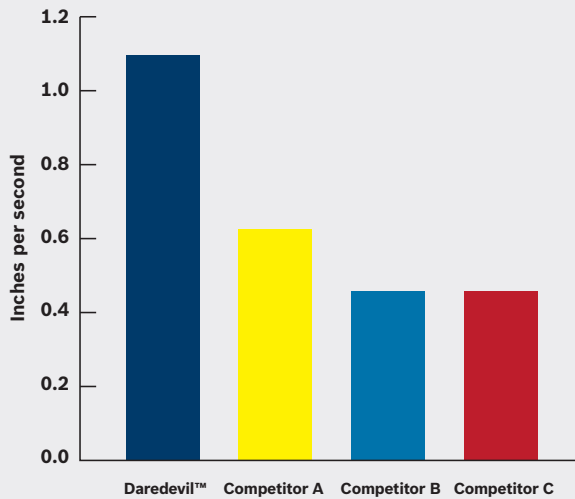
Feed Your Need For Speed

Bosch Daredevil™ spade bits offer superior performance versus any other spade bit available

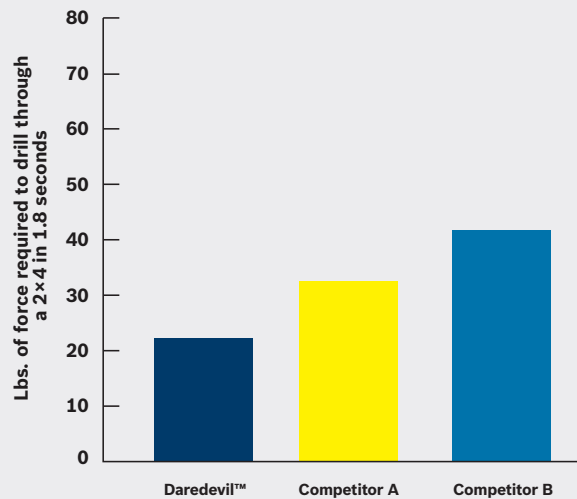
4

Drilling and Fastening Wood Drilling Accessories

10 Times Faster



53% Easier To Use



Spur and reamer provide cleaner holes

Contoured paddle for faster chip removal

Hex shank with power groove reduces slippage



Full-cone threaded tip for fast and effortless drilling



*Based on independent testing vs. standard spade bit

Available in 4" stubby for tight spaces and 16" extra-long for overhead work

Daredevil™ Spade Bits

Item #	Diameter	Overall Length	Qty.	Bulk Item #	Bulk Qty.
DSBS1003	3/8"	4"	5	DSB1003B	60
DSBS1005	1/2"	4"	5	DSB1005B	60
DSBS1007	5/8"	4"	5	DSB1007B	60
DSBS1009	3/4"	4"	5	DSB1009B	50
DSBS1011	7/8"	4"	5	DSB1011B	50
DSBS1013	1"	4"	5	DSB1013B	40
DSBS1015	1-1/8"	4"	5	DSB1015B	40
DSBS1017	1-1/4"	4"	5	DSB1017B	40
DSBS1021	1-1/2"	4"	5	DSB1021B	30
DSB1001	1/4"	6"	5	DSB1001B	60
DSB1002	5/16"	6"	5	DSB1002B	60
DSB1003	3/8"	6"	5	DSB1003B	50
DSB1004	7/16"	6"	5	DSB1004B	50
DSB1005	1/2"	6"	5	DSB1005B	50
DSB1006	9/16"	6"	5	DSB1006B	50
DSB1007	5/8"	6"	5	DSB1007B	50
DSB1008	11/16"	6"	5	DSB1008B	40
DSB1009	3/4"	6"	5	DSB1009B	40
DSB1010	13/16"	6"	5	DSB1010B	40
DSB1011	7/8"	6"	5	DSB1011B	40
DSB1012	15/16"	6"	5	DSB1012B	30
DSB1013	1"	6"	5	DSB1013B	30
DSB1015	1-1/8"	6"	5	DSB1015B	25
DSB1017	1-1/4"	6"	5	DSB1017B	25
DSB1019	1-3/8"	6"	5	DSB1019B	20
DSB1021	1-1/2"	6"	5	DSB1021B	20
DLSB1003	3/8"	16"	5	DLSB1003B	30
DLSB1005	1/2"	16"	5	DLSB1005B	30
DLSB1007	5/8"	16"	5	DLSB1007B	30
DLSB1009	3/4"	16"	5	DLSB1009B	30
DLSB1011	7/8"	16"	5	DLSB1011B	30
DLSB1013	1"	16"	5	DLSB1013B	30

Daredevil™ Spade Bit Extensions

Item #	Description	Qty.
DSBE1006	6" extension	5
DSBE1012	12" extension	1

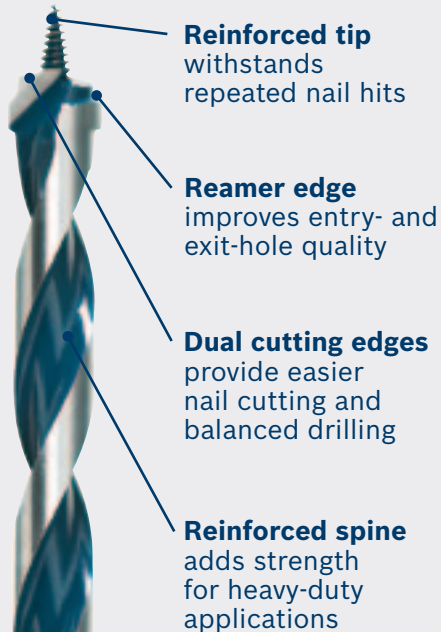
Daredevil™ Spade Bit Sets

Item #	# of Pieces	Includes	Case Type
DSB5003	3	(1) 1/2", (1) 3/4", (1) 1"	—
DSB5005	6	(1) 3/8", (1) 1/2", (1) 5/8", (1) 3/4", (1) 7/8", (1) 1" plus 6" extension	—
DSB5006	6	(1) 3/8", (1) 1/2", (1) 5/8", (1) 3/4", (1) 7/8", (1) 1"	—
DSB5006P	6	(1) 3/8", (1) 1/2", (1) 5/8", (1) 3/4", (1) 7/8", (1) 1"	Pouch
DSB5013P	13	(1) 1/4", (1) 3/8", (1) 1/2", (1) 9/16", (1) 5/8", (1) 11/16", (1) 3/4", (1) 7/8", (1) 1", (1) 1-1/8", (1) 1-1/4", (1) 1-3/8", (1) 1-1/2"	Pouch
DSB5010	10	(1) 3/8", (1) 1/2", (1) 5/8", (1) 3/4", (1) 9/16", (1) 7/8", (1) 1", (1) 1-1/8", (1) 1-1/4", (1) 6" extension	—
DSBS5003	3	(1) 1/2", (1) 3/4", (1) 1"	—
DSBS5007P	6	(1) 1/2", (1) 5/8", (1) 3/4", (1) 7/8", (1) 1", (1) 6" extension	Pouch

NOTE: Drill bits (or extension + drill bit) in excess of 8" should never exceed 600 RPM



Daredevil™ Auger Bits



Nail killing auger bits
for three times longer life and three times less force*



*Based on independent testing vs. standard auger bit

Daredevil™ Auger Bits

Item #	Diameter	Overall Length	Flute Length	Shank Size	Qty.	Bulk Item #	Bulk Qty.
NKST04	1/4"	7-1/2"	4"	3/16"	1	NKSB04	5
NKST05	5/16"	7-1/2"	4"	1/4"	1	NKSB05	5
NKST06	3/8"	7-1/2"	4"	1/4"	1	NKSB06	5
NKST07	7/16"	7-1/2"	4"	1/4"	1	NKSB07	5
NKST08	1/2"	7-1/2"	4"	5/16"	1	NKSB08	5
NKST09	9/16"	7-1/2"	4"	7/16"	1	NKSB09	5
NKST10	5/8"	7-1/2"	4"	7/16"	1	NKSB10	5
NKST11	11/16"	7-1/2"	4"	7/16"	1	NKSB11	5
NKST12	3/4"	7-1/2"	4"	7/16"	1	NKSB12	5
NKST13	13/16"	7-1/2"	4"	7/16"	1	NKSB13	5
NKST14	7/8"	7-1/2"	4"	7/16"	1	NKSB14	5
NKST15	15/16"	7-1/2"	4"	7/16"	1	NKSB15	5
NKST16	1"	7-1/2"	4"	7/16"	1	NKSB16	5
NKST18	1-1/8"	7-1/2"	4"	7/16"	1	NKSB18	3
NKST20	1-1/4"	7-1/2"	4"	7/16"	1	NKSB20	3
NKST22	1-3/8"	7-1/2"	4"	7/16"	1	NKSB22	3
NKST24	1-1/2"	7-1/2"	4"	7/16"	1	NKSB24	3
NKMT06	3/8"	13"	9"	1/4"	1	—	—
NKMT07	7/16"	13"	9"	1/4"	1	—	—
NKMT08	1/2"	13"	9"	5/16"	1	—	—
NKMT09	9/16"	13"	9"	7/16"	1	—	—
NKMT10	5/8"	13"	9"	7/16"	1	—	—
NKMT11	11/16"	13"	9"	7/16"	1	—	—
NKMT12	3/4"	13"	9"	7/16"	1	—	—
NKMT13	13/16"	13"	9"	7/16"	1	—	—
NKMT14	7/8"	13"	9"	7/16"	1	—	—
NKMT15	15/16"	13"	9"	7/16"	1	—	—
NKMT16	1"	13"	9"	7/16"	1	—	—
NKMT18	1-1/8"	13"	9"	7/16"	1	—	—
NKMT20	1-1/4"	13"	9"	7/16"	1	—	—
NKMT22	1-3/8"	13"	9"	7/16"	1	—	—
NKMT24	1-1/2"	13"	9"	7/16"	1	—	—
NKLT06	3/8"	17-1/2"	13-1/2"	1/4"	1	NKLB06	5
NKLT07	7/16"	17-1/2"	13-1/2"	1/4"	1	NKLB07	5
NKLT08	1/2"	17-1/2"	13-1/2"	5/16"	1	NKLB08	5
NKLT09	9/16"	17-1/2"	13-1/2"	7/16"	1	NKLB09	5
NKLT10	5/8"	17-1/2"	13-1/2"	7/16"	1	NKLB10	5
NKLT11	11/16"	17-1/2"	13-1/2"	7/16"	1	NKLB11	5
NKLT12	3/4"	17-1/2"	13-1/2"	7/16"	1	NKLB12	5
NKLT13	13/16"	17-1/2"	13-1/2"	7/16"	1	NKLB13	5
NKLT14	7/8"	17-1/2"	13-1/2"	7/16"	1	NKLB14	5
NKLT15	15/16"	17-1/2"	13-1/2"	7/16"	1	NKLB15	5
NKLT16	1"	17-1/2"	13-1/2"	7/16"	1	NKLB16	5
NKLT17	1-1/16"	17-1/2"	13-1/2"	7/16"	1	NKLB17	3
NKLT18	1-1/8"	17-1/2"	13-1/2"	7/16"	1	NKLB18	3
NKLT20	1-1/4"	17-1/2"	13-1/2"	7/16"	1	NKLB20	3
NKLT22	1-3/8"	17-1/2"	13-1/2"	7/16"	1	NKLB22	3
NKLT24	1-1/2"	17-1/2"	13-1/2"	7/16"	1	NKLB24	3

NOTE: Drill bits (or extension + drill bit) in excess of 8" should never exceed 600 RPM

Self-Feed Bits

These Bosch bits are designed for the professional plumber and electrician who need to make large, rough holes in wood. Each bit features:

- ▶ 7/16" hex shank for reduced slippage (3" and larger three-flat shank)
- ▶ Chip lifters and spurs that can be re-sharpened to maximize bit life
- ▶ Deep cutter gullets prevent stalling and provide smoother drilling
- ▶ Replaceable threaded tip and hex key included



Item #	Diameter	Replacement Kit Item #
SF1001	1"	SF5018
SF1121	1-1/8"	SF5018
SF1251	1-1/4"	SF5018
SF1371	1-3/8"	SF5018
SF1501	1-1/2"	SF5018
SF1751	1-3/4"	SF5018
SF2001	2"	SF5018
SF2121	2-1/8"	SF5018
SF2251	2-1/4"	SF5018
SF2561	2-9/16"	SF5018
SF3001	3"	SF5032
SF3621	3-5/8"	SF5032
SF4621	4-5/8"	SF5032

Bell Hanger/Installer Bits

Bosch Bell Hanger bits are made for the professional electrician or low-voltage cable installer. Each bit features:

- ▶ Hole-in-flute design for fishing cable through drilled holes
- ▶ Three-flat shank for reduced slippage
- ▶ Extra length for deep drilling



Item #	Diameter	Overall Length	Bulk Item #	Bulk Qty.
BH1001	1/4"	12"	BH1001B	6
BH1002	5/16"	12"	BH1002B	6
BH1003	3/8"	12"	BH1003B	6
BH1005	1/2"	12"	BH1005B	6
BH2001	1/4"	18"	BH2001B	6
BH2002	5/16"	18"	BH2002B	6
BH2003	3/8"	18"	BH2003B	6
BH2005	1/2"	18"	BH2005B	6
BH3001	1/4"	24"	BH3001B	6
BH3002	5/16"	24"	BH3002B	6
BH3003	3/8"	24"	BH3003B	6
BH3005	1/2"	24"	BH3005B	6

Self-Feed Bit Extensions



Item #	Length	Shank
EX1006	6"	7/16"
EX1012	12"	7/16"

Self-Feed Bit Replacement Kits



Item #	# of Pieces	Includes	Case Type
SF5018	3	(1) screw tip, (1) set screw, (1) 1/8" hex wrench	—
SF5032	3	(1) screw tip, (1) set screw, (1) 5/32" hex wrench	—



Brad Point Bits

Brad Point bits from Bosch are made to deliver accurate, clean holes every time. Each bit features:

- ▶ Tip that provides easy positioning and accurate starts
- ▶ Designed for both portable drills and drill presses



Item #	Diameter	Shank	Overall Length	Usable Length
B14601	1/8"	1/8"	2-3/4"	1-5/8"
B14602	3/16"	3/16"	3-1/2"	2-5/16"
B14603	1/4"	1/4"	3-5/16"	2-1/4"
B14604	5/16"	5/16"	4-7/16"	2-3/4"
B14605	3/8"	5/16"	5-3/16"	3-1/4"
B14606	7/16"	5/16"	5-9/16"	3-1/2"
B14607	1/2"	5/16"	5-15/16"	3-1/2"
B14609	5/8"	3/8"	7"	4-1/4"

Brad Point Bit Set

Item #	# of Pieces	Includes	Case Type
B14615	6	(1) 1/4", (1) 5/16", (1) 3/8", (1) 7/16", (1) 1/2", (1) 5/8"	—

Forstner Bits

The Bosch line of Forstner bits produces consistently smooth, flat-bottomed holes.

Item #	Diameter
FB004	1/4"
FB006	3/8"
FB008	1/2"
FB010	5/8"
FB012	3/4"
FB014	7/8"
FB016	1"
FB018	1-1/8"
FB020	1-1/4"
FB022	1-3/8"
FB024	1-1/2"
FB026	1-5/8"
FB028	1-3/4"
FB030	1-7/8"
FB032	2"
FB034	2-1/8"



Hinge Boring Bits

Hinge Boring bits from Bosch meet European-type hinge specifications.

Each bit features:

- ▶ Centering point and outside scoring tips
- ▶ 10mm shank with locking flat and adjustable screw top for automatic and semi-automatic boring machines
- ▶ Not for use with three-jaw chucks



Item #	Diameter	Description
T15005	5mm	Right twist
T15015	5mm	Left twist
T15008	8mm	Right twist
T15018	8mm	Left twist
T15010	10mm	Right twist
T15110	10mm	Left twist
T15215	15mm	For European type hinges
T15020	20mm	For European type hinges
T15025	25mm	For European type hinges
T15026	26mm	For European type hinges
T15126	26mm	For European type hinges
T15030	30mm	For European type hinges
T15035	35mm	For European type hinges
T15138	38mm	For European type hinges
T15040	40mm	For European type hinges



Forstner Bit Sets



Item #	# of Pieces	Includes	Case Type
FB1600	16	(1) 1/4", (1) 3/8", (1) 1/2", (1) 5/8", (1) 3/4", (1) 7/8", (1) 1", (1) 1-1/8", (1) 1-1/4", (1) 1-3/8", (1) 1-1/2", (1) 1-5/8", (1) 1-3/4", (1) 1-7/8", (1) 2", (1) 2-1/8"	Wood
FB700	7	(1) 1/4", (1) 3/8", (1) 1/2", (1) 5/8", (1) 3/4", (1) 7/8", (1) 1"	Wood

Hole Saws



Bosch provides more innovation in hole saws than any other brand. The Quick Change™ system provides easy cup changes between size and type in seconds, and works on power tools from all major brands. Bosch also delivers the first AutoStart™ pilot for diamond drilling, and has cups that cut more materials. From wood to hard tile, we have the right hole saw solution to get the job done.

Hole Saw Selection Chart

	Wood	Laminate	Sheet Metal	Metal	Stainless Steel	Plastic	Fiber Glass	Cement Board	Masonry	Ceramic Tile	Porcelain Tile PE5	Stone
Hole Saws												
Diamond	○	○	○	○	○	○	○	○	●	●	●	●
Multi-Construction	●	●	○	○	○	●	●	●	●	●	○	○
Thin Wall	○	○	●	○	○	◐	○	○	○	○	○	○
Bi-Metal	●	●	●	●	●	●	◐	◐	○	○	○	○
Sheet Metal	○	○	●	●	●	◐	○	○	○	○	○	○
Pilot Bits												
High-Speed Steel	●	●	◐	◐	◐	●	◐	◐	○	○	○	○
Cobalt	◐	◐	●	●	●	◐	◐	◐	○	○	○	○
Carbide Tipped	◐	◐	○	○	○	◐	●	●	●	●	○	○
AutoStart™	○	○	○	○	○	○	○	○	●	●	●	●

● = Recommended ◐ = Acceptable ○ = Not Recommended





This changes everything... in seconds


The Bosch Quick Change™ hole saw system allows you to change sizes and types of cups quickly and easily. No more pliers, screwdrivers or wrenches. Bosch has a complete lineup of high-performance cups for wood, metal and masonry. And with an adapter, the universal mandrel works with all major brands of cups.

Better Accessories. Better Results.



BOSCH
Invented for life


Quick Change™



Now you can work faster and smarter—using our Quick Change™ universal hole saw system. Its advanced design allows you to change any size or type of hole saw in seconds and offers easy plug removal.

Fits all major brands

Quick Change Assembly Guide



*Adapter not needed for Bosch diamond or MultiConstruction™ hole saws

Bosch Quick Change™ System Mandrels

Change hole saw types or sizes in seconds



To attach:
Step 1
Attach adapter to any hole saw

Step 2
Attach hole saw to Quick Change™ mandrel

To release:
Pull back black sleeve to release hole saw

High-speed steel, cobalt and carbide pilot bits to match your application needs

7/16", 3/8" and SDS-plus® shanks to match your application and tool



Quick Change™ adapters make any hole saw Quick Change™



Standard Mandrels

Standard Mandrels



HSBAL



HSBAMP




HSBAM


Item #	Description	Shank
HSBAL	Large two-pin mandrel for hole saws 1-1/4"-6"	7/16"
HSBAMP	Large two-pin mandrel for hole saws 1-1/4"-6"	3/8"
HSBAM	Medium mandrel for hole saws 9/16"-6"	3/8"

Hole Enlarger Kit Enlarge existing holes quickly, easily and accurately

Integral Quick Change™ adapter provides fast hole saw changes and easier plug removal



Large and small washers allow two different hole saw sizes to be used together



Smaller hole saw acts as a pilot bit

Quick Change™ adapter

Larger hole saw cuts new hole

Hole Enlarger Kit

Item #	# of Pieces	Includes
HE1	2	(1) PCM38 adapter for hole saws; (1) adapter for hole saw enlargement plus (3) washers

Pilot Bits

Pilot Bits



HB85PB
High-speed steel pilot bit



HTWPB
High-speed steel pilot bit



HSM80PB
Cobalt pilot bit



PCPD4
Cobalt pilot bit



HTCTCP
Carbide pilot bit



HSPB
High-speed steel pilot bit




HDGPB6
AutoStart™ pilot bit

Item #	Description	Use with Mandrel	Hole Saw Series
HB85PB	3-3/8" high-speed steel pilot bit	PCM38, PCM12, PCMSDSPL	Bi-metal
HSM80PB	3-1/8" cobalt pilot bit	PCM38, PCM12, PCMSDSPL	Sheet metal
PCPD4	4-3/4" cobalt pilot bit	PCM38, PCM12, PCMSDSPL	Multi-construction
HTCTCP	4-3/4" carbide tipped pilot bit	PCM38, PCM12, PCMSDSPL	Multi-construction
HSPB	3-1/8" high-speed steel pilot bit	HSBAM, HSBAMP, HSBAL	Bi-metal, sheet metal
HDGPB6	AutoStart™ (for diamond hole saws 3/4"-4-1/8")	PCM38, PCM12, PCMSDSPL	Diamond
HTWPB	2-1/2" high-speed steel pilot bit with spring	Included	Thin wall

MultiConstruction™ Hole Saws

Faster cutting in multiple materials



MultiConstruction™ Hole Saws

Item #	Diameter	Cut Depth	Quick Change™ Adapter	Mandrel
HTC100	1"	2-1/4"	Included	
HTC118	1-3/16"	2-1/4"	Included	
HTC137	1-3/8"	2-1/4"	Included	
HTC156	1-9/16"	2-1/4"	Included	
HTC175	1-3/4"	2-1/4"	Included	
HTC187	1-7/8"	2-1/4"	Included	
HTC200	2"	2-1/4"	Included	
HTC212	2-1/8"	2-1/4"	Included	
HTC225	2-1/4"	2-1/4"	Included	
HTC237	2-3/8"	2-1/4"	Included	
HTC256	2-9/16"	2-1/4"	Included	
HTC268	2-11/16"	2-1/4"	Included	
HTC275	2-3/4"	2-1/4"	Included	
HTC300	3"	2-1/4"	Included	
HTC312	3-1/8"	2-1/4"	Included	
HTC325	3-1/4"	2-1/4"	Included	
HTC350	3-1/2"	2-1/4"	Included	
HTC375	3-3/4"	2-1/4"	Included	
HTC400	4"	2-1/4"	Included	
HTC412	4-1/8"	2-1/4"	Included	

PCM38, PCM12, PCMSDSPL

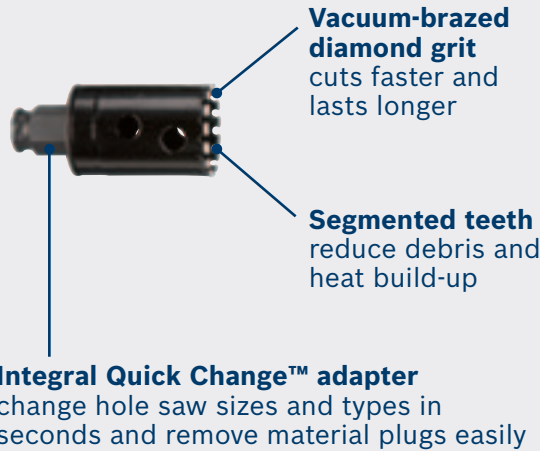
MultiConstruction™ Hole Saw Sets



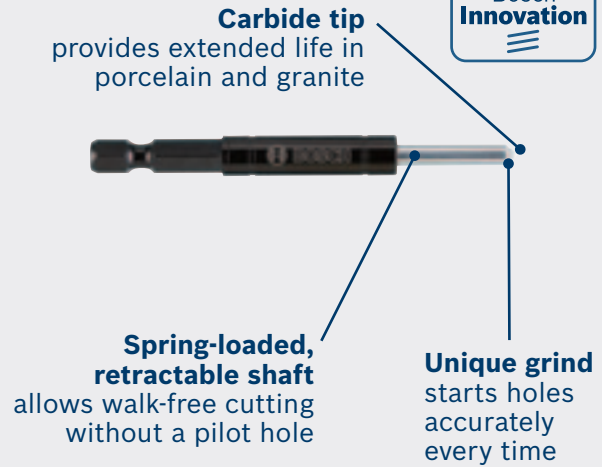
Item #	# of Pieces	Includes	Case Type
HTC5HPC	5	Hole saws: (1) 3-1/4", (1) 4-1/8"; (2) pilot bits (HTCTCP); (1) Quick Change™ mandrel (PCM38)	Plastic
HTC8PC	8	Hole saws: (1) 1", (1) 1-1/8", (1) 1-3/8", (1) 1-3/4", (1) 2-1/4"; (2) pilot bits (HTCTCP); (1) Quick Change™ mandrel (PCM38)	Plastic

Diamond Hole Saws with AutoStart™

Fast and easy starts, even in the hardest tile



AutoStart™ pilot bit



Diamond Hole Saws

Item #	Diameter*	Pilot Bit
HDG316	3/16"	—
HDG14	1/4"	—
HDG516	5/16"	—
HDG38	3/8"	—
HDG12	1/2"	—
HDG58	5/8"	—
HDG34	3/4"	HDGQA
HDG78	7/8"	HDGQA
HDG1	1"	HDGQA
HDG118	1-1/8"	HDGQA
HDG114	1-1/4"	HDGQA
HDG138	1-3/8"	HDGQA
HDG112	1-1/2"	HDGQA
HDG158	1-5/8"	HDGQA
HDG134	1-3/4"	HDGQA
HDG2	2"	HDGQA
HDG218	2-1/8"	HDGQA
HDG214	2-1/4"	HDGQA
HDG212	2-1/2"	HDGQA
HDG234	2-3/4"	HDGQA
HDG3	3"	HDGQA
HDG318	3-1/8"	HDGQA
HDG314	3-1/4"	HDGQA
HDG312	3-1/2"	HDGQA
HDG358	3-5/8"	HDGQA
HDG334	3-3/4"	HDGQA
HDG4	4"	HDGQA
HDG418	4-1/8"	HDGQA

* = 1" maximum recommended cutting depth

Diamond Hole Saw Sets




Mini Diamond Hole Saw


Item #	# of Pieces	Includes	Case Type
HDG138QA	3	(1) mandrel; (1) AutoStart™ pilot bit; (1) 1-3/8" hole saw	Plastic
HDG7	7	(1) mandrel; (1) AutoStart™ pilot bit; hole saws: (1) 5/8", (1) 1", (1) 1-3/8", (1) 2", (1) 2-1/4"	Plastic
HDG11	11	(1) mandrel; (1) AutoStart™ pilot bit; hole saws: (1) 1/4", (1) 5/16", (1) 3/8", (1) 5/8", (1) 1", (1) 1-3/8", (1) 2", (1) 2-1/4", (1) 2-1/2"	Plastic
HDGM	3	(1) 3/16", (1) 1/4", (1) 1/2"	Plastic


**Warning: Use only with machines designed for wet sawing and on a GFCI-protected circuit (if the machine is electrical)


Common Materials for Diamond Grit Hole Saws


 **Porcelain Tile**

 **Ceramic Tile**


 **Limestone**

 **Travertine**

 **Granite**

 **Marble**

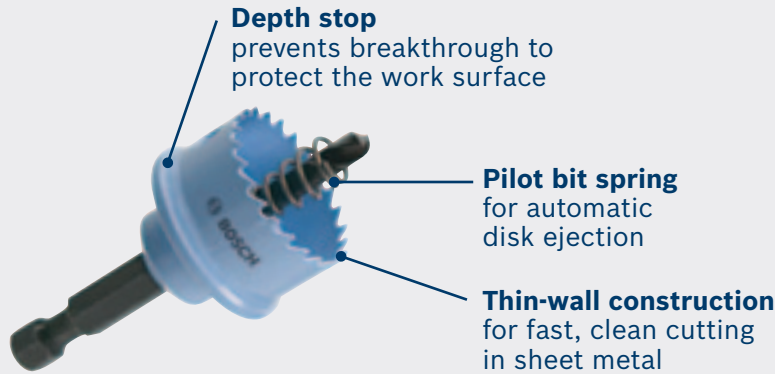
 **Slate**




Use water for longer life

Thin-Wall Hole Saws

Clean, fast cutting even in impact mode



HTW1



HTW112



Thin-Wall Hole Saws

Item #	Diameter
HTW34	3/4"
HTW78	7/8"
HTW1	1"
HTW118	1-1/8"
HTW114	1-1/4"
HTW138	1-3/8"
HTW112	1-1/2"

Thin-Wall Hole Saw Set

Item #	# of Pieces	Includes	Case Type
HTWS	3	(1) 7/8", (1) 1-1/8", (1) 1-3/8"	Plastic

Replacement Pilot Bit

Item #	Description
HTWPB	Thin-wall hole saw replacement pilot bit with spring

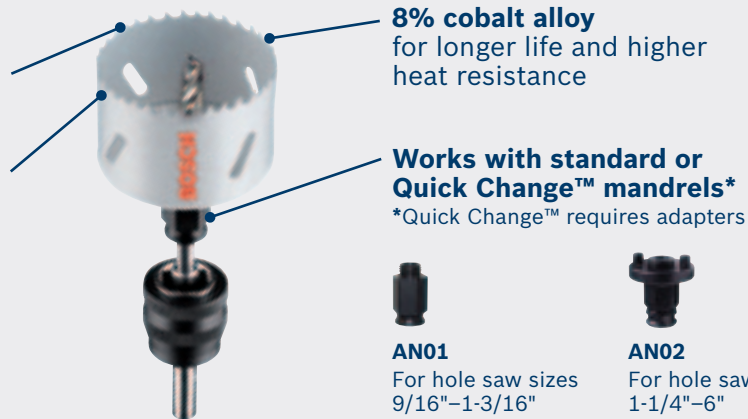
Bi-Metal Hole Saws

Faster, longer cutting

Progressor™ tooth design
cuts faster and lasts longer

Reinforced shoulder
for added strength and longer life

Progressive tooth and 10° cutting angle
for high performance



AN01
For hole saw sizes 9/16"-1-3/16"



AN02
For hole saw sizes 1-1/4"-6"



Bi-Metal Hole Saws

Item #	Diameter	Cut Depth	Quick Change™ Adapter (not included)	Mandrel
HB062	9/16"	1.6"	AN01	HSBAM, PCM38, PCM12, PCMSDSPL
HB063	5/8"	1.6"	AN01	
HB069	11/16"	1.6"	AN01	
HB075	3/4"	1.6"	AN01	
HB081	13/16"	1.6"	AN01	
HB087	7/8"	1.6"	AN01	
HB094	15/16"	1.6"	AN01	
HB100	1"	1.6"	AN01	
HB106	1-1/16"	1.6"	AN01	
HB112	1-1/8"	1.6"	AN01	
HB119	1-3/16"	1.6"	AN01	
HB125	1-1/4"	1.54"	AN02	
HB131	1-5/16"	1.54"	AN02	
HB136	1-3/8"	1.54"	AN02	
HB144	1-7/16"	1.54"	AN02	
HB150	1-1/2"	1.6"	AN02	
HB156	1-9/16"	1.6"	AN02	
HB163	1-5/8"	1.6"	AN02	
HB169	1-11/16"	1.6"	AN02	
HB175	1-3/4"	1.6"	AN02	
HB181	1-13/16"	1.6"	AN02	
HB187	1-7/8"	1.6"	AN02	
HB200	2"	1.6"	AN02	
HB206	2-1/16"	1.6"	AN02	
HB212	2-1/8"	1.6"	AN02	
HB225	2-1/4"	1.6"	AN02	
HB231	2-5/16"	1.6"	AN02	
HB236	2-3/8"	1.6"	AN02	
HB250	2-1/2"	1.6"	AN02	
HB256	2-9/16"	1.6"	AN02	
HB263	2-5/8"	1.6"	AN02	
HB269	2-11/16"	1.6"	AN02	
HB275	2-3/4"	1.6"	AN02	
HB287	2-7/8"	1.6"	AN02	
HB300	3"	1.6"	AN02	
HB312	3-1/8"	1.6"	AN02	
HB325	3-1/4"	1.6"	AN02	
HB338	3-3/8"	1.6"	AN02	
HB350	3-1/2"	1.6"	AN02	
HB363	3-5/8"	1.6"	AN02	
HB375	3-3/4"	1.6"	AN02	
HB387	3-7/8"	1.6"	AN02	
HB400	4"	1.6"	AN02	
HB412	4-1/8"	1.6"	AN02	
HB425	4-1/4"	1.6"	AN02	
HB436	4-3/8"	1.6"	AN02	
HB450	4-1/2"	1.6"	AN02	
HB475	4-3/4"	1.6"	AN02	
HB500	5"	1.6"	AN02	
HB550	5-1/2"	1.6"	AN02	
HB575	5-3/4"	1.6"	AN02	
HB600	6"	1.6"	AN02	



Bi-Metal Hole Saw Sets



HB17PL



HB19PL



HB25M

Item #	# of Pieces	Includes	Case Type
HB17PL	17 (plumber's kit)	Hole saws: (1) 3/4", (1) 7/8", (1) 1-1/8", (1) 1-3/8", (1) 1-3/4", (1) 2-1/4", (1) 2-9/16"; (3) small adapters (AN01); (4) large adapters (AN02); (1) Quick Change™ mandrel (PCM38); (2) pilot bits (HB85PB)	Plastic
HB19EL	19 (electrician's kit)	Hole saws: (1) 3/4", (1) 7/8", (1) 1-1/8", (1) 1-3/8", (1) 1-3/4", (1) 2", (1) 2-9/16", (1) 3"; (3) small adapters (AN01); (5) large adapters (AN02); (1) Quick Change™ mandrel (PCM38); (2) pilot bits (HB85PB)	Plastic
HB25M	25 (master kit)	Hole saws: (1) 3/4", (1) 7/8", (1) 1", (1) 1-1/8", (1) 1-3/8", (1) 1-1/2", (1) 1-3/4", (1) 2", (1) 2-1/8", (1) 2-1/2", (1) 3"; (4) small adapters (AN01); (7) large adapters (AN02); (1) Quick Change™ mandrel (PCM38); (2) pilot bits (HB85PB)	Plastic

Sheet Metal Hole Saws

Variable-tooth pitch
for fast, precise cutting in sheet metal

Depth stop
prevents break-through to protect the work surface

Removable spring
for automatic disk ejection (1-3/4" and larger)

Extended reinforced threads
for maximum cup strength

Works with standard or Quick Change™ mandrels
(Quick Change™ requires adapters)



AN01
For hole saw sizes 9/16"-1-3/16"



AN02
For hole saw sizes 1-1/4"-6"

Sheet Metal Hole Saws

Item #	Diameter	Cut Depth	Quick Change™ Adapter	Mandrel
HSM062	9/16"	7/8"	AN01	HSBAM, PCM38, PCM12, PCMSDSPL
HSM063	5/8"	7/8"	AN01	
HSM075	3/4"	7/8"	AN01	
HSM087	7/8"	7/8"	AN01	
HSM100	1"	7/8"	AN01	
HSM112	1-1/8"	7/8"	AN01	
HSM125	1-1/4"	7/8"	AN02	
HSM136	1-3/8"	7/8"	AN02	
HSM150	1-1/2"	7/8"	AN02	
HSM175	1-3/4"	7/8"	AN02	
HSM187	1-7/8"	7/8"	AN02	HSBAMP, HSBAL, PCM38, PCM12, PCMSDSPL
HSM200	2"	7/8"	AN02	
HSM212	2-1/8"	7/8"	AN02	
HSM225	2-1/4"	7/8"	AN02	
HSM250	2-1/2"	7/8"	AN02	
HSM256	2-9/16"	7/8"	AN02	
HSM263	2-5/8"	7/8"	AN02	
HSM275	2-3/4"	7/8"	AN02	
HSM300	3"	7/8"	AN02	
HSM312	3-1/8"	7/8"	AN02	
HSM325	3-1/4"	7/8"	AN02	
HSM350	3-1/2"	7/8"	AN02	
HSM363	3-5/8"	7/8"	AN02	
HSM375	3-3/4"	7/8"	AN02	
HSM400	4"	7/8"	AN02	
HSM412	4-1/8"	7/8"	AN02	
HSM450	4-1/2"	7/8"	AN02	
HSM500	5"	7/8"	AN02	
HSM550	5-1/2"	7/8"	AN02	
HSM600	6"	7/8"	AN02	

* = 1/4" maximum recommended cutting depth on all sheet metal hole saws

Sheet Metal Hole Saw Sets

Item #	# of Pieces	Includes	Case Type
HSM15PCE	15	Hole saws: (1) 7/8", (1) 1-1/8", (1) 1-3/8", (1) 1-3/4", (1) 2", (1) 2-1/2"; (1) 3-3/8" cobalt pilot bit; (4) large adapters (AN02); (2) small adapters (AN01); (1) 3/8" Quick Change™ mandrel; springs for hole saws from 1-3/4"-6"	Plastic
HSM23PCM	23	Hole saws: (1) 3/4", (1) 7/8", (1) 1-1/8", (1) 1-3/8", (1) 1-1/2", (1) 1-3/4", (1) 2", (1) 2-1/8", (1) 2-1/2", (1) 3"; (1) 3-3/8" cobalt pilot bit; (7) large adapters (AN02); (3) small adapters (AN01); (1) 3/8" Quick Change™ mandrel; springs for hole saws from 1-3/4"-6"	Plastic



HSM15PCE





HSM23PCM

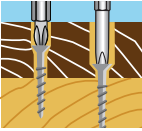


Screwdriver Bits


Bit Design


Drywall Bit  Reduced-diameter head is designed to reduce cam out when used in a drywall gun.

Decking Bit  Bits are designed for repetitive drives to minimize damage to the work surface or materials.

Round Body  Allows screw to be set below the surface of the work without damaging the work as a full-hex body could.

Gripping Power

Titanium (TiN) Coated  Titanium coating offers superior gripping power in tough applications.

Ribbed Tip  Increases the gripping power between the bit and screw head, reducing the force to drive the screw.

Hardness



The newest addition to the Bosch line, Impact Tough™ bits are designed to withstand the high torque associated with today's more powerful impact drivers. Forged tips create a stronger and more flexible torsion zone reducing breakage and extending bit life.

Extra Hard Fully hardened and tempered for extended bit life under constant heavy-duty use. The tip is precision formed for proper fit. Use when driving heat-treated or case-hardened screws such as sheet metal, self-tapping or self-drilling.

Medium Hard Made from high-quality steel recommended for general-purpose driving.

Application Guide

	Phillips®	Square Recess	Slotted	Torx®	Torx® Security	Torx® Align	Allen®	Allen® Security	Pozidriv®	Torq-Set®	Tri-Wing®	Spanner	Clutch G	Frearson®
Appliance	•	•	•	•		•			•					
Automotive	•		•	•		•	•		•					
Aviation	•		•							•	•			•
Cabinetry		•												•
Construction	•		•						•					
Control panels							•					•		
Decking	•	•	•						•					
Drywall	•	•												
Electronics	•		•	•	•	•	•			•	•			
Furniture	•	•	•				•							
Hobby	•		•				•						•	•
HVAC	•	•	•				•							
Machine Tools/ Metal							•	•						
Manufactured Housing													•	
Marine	•		•											•
Recreation	•		•				•	•					•	•
Security		•			•		•	•		•	•	•		
Subfloor	•	•												

Impact Tough™



Takes the impact and completes the job

Engineered for high torque

Bosch has engineered a line of screwdriving bits, nutsetters and sockets that can handle torque-generated from today's high-powered impact drivers.


Screwdriver bits available in



Forged tip
reduces breakage

Torsion zone
absorbs torque peaks
reducing stress at the tip

Hardened core
increases bit strength,
reduces fracture




Insert Bits



Pkg. Item #	Point	Length	Shank	Hardness	Pkg. Qty.	Bulk Item #
ITP1102	P1	1"	1/4"	Impact Tough™	2	27209
ITP2102	P2	1"	1/4"	Impact Tough™	5	27210
ITP2110	P2	1"	1/4"	Impact Tough™	10	27210
—	P2R reduced	1"	1/4"	Impact Tough™	—	27212
—	P3	1"	1/4"	Impact Tough™	—	27211
ITSQ1102	R1	1"	1/4"	Impact Tough™	2	27219
ITSQ2102	R2	1"	1/4"	Impact Tough™	2	27220
ITSQ3102	R3	1"	1/4"	Impact Tough™	2	27224
—	T10	1"	1/4"	Impact Tough™	—	27229
ITTX20201	T20	1"	1/4"	Impact Tough™	2	27230
ITTX25201	T25	1"	1/4"	Impact Tough™	2	27231
—	T30	1"	1/4"	Impact Tough™	—	27232
IT60482	2" magnetic bit holder impact	2"	1/4"	Impact Tough™	—	27287

Power Bits



Pkg. Item #	Point	Length	Shank	Hardness	Pkg. Qty.	Bulk Item #
ITP1201	P1	1-15/16"	1/4"	Impact Tough™	1	27213
ITP2201	P2	1-15/16"	1/4"	Impact Tough™	1	27214
ITP3201	P3	1-15/16"	1/4"	Impact Tough™	1	27216
ITP2301	P2	3-1/2"	1/4"	Impact Tough™	1	27217
ITP2601	P2	6"	1/4"	Impact Tough™	1	27218
—	R1	1-15/16"	1/4"	Impact Tough™	—	27225
ITSQ2201	R2	1-15/16"	1/4"	Impact Tough™	—	27226
—	R3	1-15/16"	1/4"	Impact Tough™	1	27227
—	R2	3-1/2"	1/4"	Impact Tough™	—	27228
—	T15	1-15/16"	1/4"	Impact Tough™	—	27233
—	T20	1-15/16"	1/4"	Impact Tough™	—	27234
—	T25	1-15/16"	1/4"	Impact Tough™	—	27235
—	T30	1-15/16"	1/4"	Impact Tough™	—	27236

Nutsetters



Pkg. Item #	Point	Length	Shank	Hardness	Pkg. Qty.	Bulk Item #
ITNS14	1/4"	1-5/8"	1/4"	Impact Tough™	1	27237
ITNS516	5/16"	1-7/8"	1/4"	Impact Tough™	1	27238
ITNS38	3/8"	1-7/8"	1/4"	Impact Tough™	1	27239
—	7/16"	1-7/8"	1/4"	Impact Tough™	—	27240
—	1/4"	2-9/16"	1/4"	Impact Tough™	—	27241
—	5/16"	2-9/16"	1/4"	Impact Tough™	—	27242
—	3/8"	2-9/16"	1/4"	Impact Tough™	—	27243
—	7/16"	2-9/16"	1/4"	Impact Tough™	—	27244
IT2490	3 pc—(1) 1/4", (1) 5/16", (1) 3/8"	1-5/8" to 1-7/8"	1/4"	Impact Tough™	3	—




Sockets



Bulk Item #	Size	Well Depth	Shank	Hardness	Pkg. Qty.	Pkg. Item #
27251	5/16"	Deep Well	3/8"	Impact Tough™	—	—
27254	3/8"	Deep Well	3/8"	Impact Tough™	—	—
27258	7/16"	Deep Well	3/8"	Impact Tough™	—	—
27259	1/2"	Deep Well	3/8"	Impact Tough™	—	—
27260	9/16"	Deep Well	3/8"	Impact Tough™	—	—
27261	5/8"	Deep Well	3/8"	Impact Tough™	—	—
27262	11/16"	Deep Well	3/8"	Impact Tough™	—	—
27263	3/4"	Deep Well	3/8"	Impact Tough™	—	—
27264	13/16"	Deep Well	3/8"	Impact Tough™	—	—
27268	7/8"	Deep Well	3/8"	Impact Tough™	—	—
27269	15/16"	Deep Well	3/8"	Impact Tough™	—	—
27271	5/16"	Deep Well	1/2"	Impact Tough™	—	—
27273	3/8"	Deep Well	1/2"	Impact Tough™	—	—
27274	7/16"	Deep Well	1/2"	Impact Tough™	—	—
27275	1/2"	Deep Well	1/2"	Impact Tough™	—	—
27276	9/16"	Deep Well	1/2"	Impact Tough™	—	—
27279	5/8"	Deep Well	1/2"	Impact Tough™	—	—
27280	11/16"	Deep Well	1/2"	Impact Tough™	—	—
27281	3/4"	Deep Well	1/2"	Impact Tough™	—	—
27282	13/16"	Deep Well	1/2"	Impact Tough™	—	—
27283	7/8"	Deep Well	1/2"	Impact Tough™	—	—
27284	15/16"	Deep Well	1/2"	Impact Tough™	—	—
ITSA38	1/4" hex to 3/8" socket adapter	—	3/8"	Impact Tough™	—	27245
ITSA12	1/4" hex to 1/2" socket adapter	—	1/2"	Impact Tough™	—	27246

Socket Sets



Item #	# of Pieces	Includes	Hardness	Case Type
27285	8	3/8" drive: (1) 5/16", (1) 3/8", (1) 7/16", (1) 1/2", (1) 9/16", (1) 5/8", (1) 11/16", (1) 3/4"	Impact Tough™	Brute Tough™
27286	9	1/2" drive: (1) 7/16", (1) 1/2", (1) 9/16", (1) 5/8", (1) 11/16", (1) 3/4", (1) 13/16", (1) 7/8", (1) 15/16"	Impact Tough™	Brute Tough™

Multi-Packs



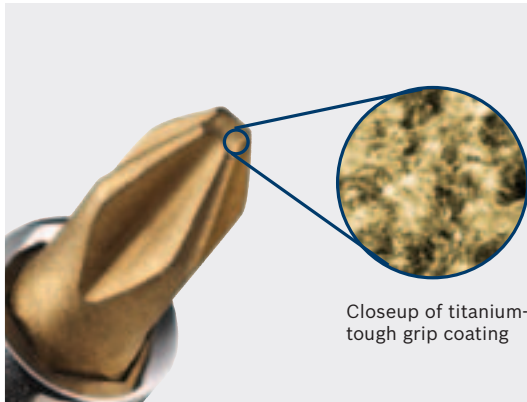
Item #	Point	Length	Shank	Hardness	Pkg. Qty.
ITP225	P2	1"	1/4"	Impact Tough™	25
ITR225	R2	1"	1/4"	Impact Tough™	25
ITT2525	T25	1"	1/4"	Impact Tough™	25

Sets



Item #	# of Pieces	Includes	Hardness	Case Type
SBID21	21	Insert bits: (1) P1, (4) P2, (2) P3, (1) P2R, (1) R1, (4) R2, (1) R3, (1) T15, (2) T20, (2) T25, (1) T30; (1) magnetic bit holder	Impact Tough™	Magnetic
SBID30	30	Insert bits: (1) P1, (5) P2, (1) P3, (1) R1, (3) R2, (1) R3, (1) T15, (2) T20, (2) T25, (1) T30; 2" power bits: (2) P2-2", (1) P3 2", (1) R2-2", (1) R3-2", (1) T25-2"; 3-1/2" power bit: (1) P2-3-1/2", (1) magnetic bit holder, (1) 3/8" socket adapter; magnetic nutsetters: (1) 1/4", (1) 5/16", (1) 3/8"	Impact Tough™	Brute Tough™

Titanium



Closeup of titanium-tough grip coating

75% more gripping power reduces stripping



Titanium-tough grip screwdriver bits significantly reduce slippage (cam-out) and the need to replace bits as often as standard screwdriver bits.

Insert Bits



Pkg. Item #	Point	Length	Shank	Hardness	Pkg. Qty.
TDP1102	P1	1"	1/4"	Extra-TiN coated	2
TDP2102	P2	1"	1/4"	Extra-TiN coated	2
TDP2106	P2	1"	1/4"	Extra-TiN coated	6
TDP2108	P2	1"	1/4"	Extra-TiN coated	8
TDP2110	P2	1"	1/4"	Extra-TiN coated	10
TDP3102	P3	1"	1/4"	Extra-TiN coated	2
TDP123103	P1, P2, P3	1"	1/4"	Extra-TiN coated	3
TDR2102	R2	1"	1/4"	Extra-TiN coated	2
TDR2106	R2	1"	1/4"	Extra-TiN coated	6
TDSL68102	6-8	1"	1/4"	Extra-TiN coated	2
TDSL810102	8-10	1"	1/4"	Extra-TiN coated	2
TDSL1012102	10-12	1"	1/4"	Extra-TiN coated	2

Power Bits



Pkg. Item #	Point	Length	Shank	Hardness	Pkg. Qty.
TDP1201	P1	2"	1/4"	Extra-TiN coated	1
TDP2201	P2	2"	1/4"	Extra-TiN coated	2
TDP2203	P2	2"	1/4"	Extra-TiN coated	3
TDP2205	P2	2"	1/4"	Extra-TiN coated	5
TDP3201	P3	2"	1/4"	Extra-TiN coated	1
TDP123203	P1, P2, P3	2"	1/4"	Extra-TiN coated	3
TDR2203	R2	2"	1/4"	Extra-TiN coated	3
TDSL68201	6-8	2"	1/4"	Extra-TiN coated	1
TDSL810201	8-10	2"	1/4"	Extra-TiN coated	1
TDSL1012201	10-12	2"	1/4"	Extra-TiN coated	1
TDSL68101220	6-8, 8-10, 10-12	2"	1/4"	Extra-TiN coated	3

Multi-Packs



Pkg. Item #	Point	Length	Shank	Hardness	Pkg. Qty.	Pkg. Type
BCLIP15	P2	1"	1/4"	Extra-TiN coated	15	Ammo clip
TDP210250	P2	1"	1/4"	Extra-TiN coated	250	Cookie jar

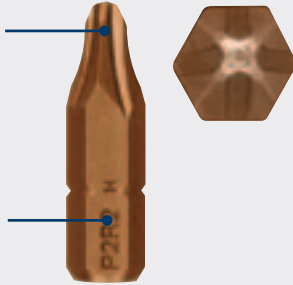


P2+R2

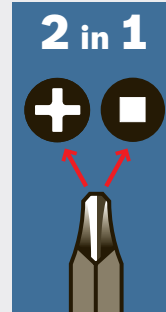
2-in-1 Bit for Phillips and Robertson screws



Bit geometry
allows user to drive
Phillips® (P2)
and Robertson (Square Drive)
(R2) screw heads



**High-quality
S2M tool steel**
for longer bit life



DIN/ANSI ratings to meet
US and European standards

Insert Bit



Pkg. Item #	Point	Length	Shank	Hardness	Pkg. Qty.	Bulk Item #
P2R2102	P2R2	1"	1/4"	Extra	2	27026

Power Bit



Pkg. Item #	Point	Length	Shank	Hardness	Pkg. Qty.	Bulk Item #
P2R22151	P2R2	1-1/2"	1/4"	Extra	1	27027
P2R22101	P2R2	2"	1/4"	Extra	1	27028
P2R22205	P2R2	2"	1/4"	Extra	5	27028

Multi-Packs



Item #	Point	Length	Shank	Hardness	Pkg. Qty.	Pkg. Type
43074	P2R2	1"	1/4"	Extra	250	Cookie jar
43075	P2R2	2"	1/4"	Extra	100	Cookie jar
P2R2115TCB	P2R2	1"	1/4"	Extra	15	Tic-tac

NOTE: Bulk screwdriver bits can be ordered in multiples of one where quantity is not noted. Minimum quantities may apply

Phillips®



Insert Bits




Pkg. Item #	Point	Length	Shank	Hardness	Pkg. Qty.	Bulk Item #
P0102	P0	1"	1/4"	Extra	2	27019
TDP1102	P1	1"	1/4"	Extra-TiN coated	2	—
ITP1102	P1	1"	1/4"	Impact Tough™	2	27209
P1102	P1 ribbed	1"	1/4"	Extra	2	46004
P1102G	P1	1"	1/4"	Extra	2	27035
P1102GX	P1	1"	1/4"	Extra	2	27020
P1102M	P1	1"	1/4"	Medium	2	25020
—	P1 ribbed	1"	1/4"	Medium	—	45912
P1R102	P1R reduced	1"	1/4"	Extra	2	27035
TDP2102	P2	1"	1/4"	Extra-TiN coated	2	—
TDP2106	P2	1"	1/4"	Extra-TiN coated	6	—
TDP2108	P2	1"	1/4"	Extra-TiN coated	8	—
TDP2110	P2	1"	1/4"	Extra-TiN coated	10	—
ITP2102	P2	1"	1/4"	Impact Tough™	5	27210
ITP2110	P2	1"	1/4"	Impact Tough™	10	27210
P2102	P2 ribbed	1"	1/4"	Extra	2	46005
P2102G	P2	1"	1/4"	Extra	2	27021
—	P2 ribbed	1"	1/4"	Medium	—	45913
P2102M	P2	1"	1/4"	Medium	2	25021
—	P2R reduced	1"	1/4"	Impact Tough™	—	27212
P2D105	P2R reduced	1"	1/4"	Extra	5	27036
TDP3102	P3	1"	1/4"	Extra-TiN coated	2	—
—	P3	1"	1/4"	Impact Tough™	—	27211
P3102	P3	1"	1/4"	Extra	2	16768
P3102R	P3 ribbed	1"	1/4"	Extra	2	16768
P3102G	P3	1"	1/4"	Medium	2	27022
—	P3 ribbed	1"	1/4"	Medium	—	45914
—	P2	1-1/2"	1/4"	Extra	—	27023
—	P2	2"	1/4"	Extra	—	27024
—	P2	2-1/2"	1/4"	Extra	—	27025
TDP123103	P1, P2, P3	1"	1/4"	Extra-TiN coated	3	—

Insert Bits
5/16" Hex Shank

Pkg. Item #	Point	Length	Shank	Hardness	Pkg. Qty.	Bulk Item #
—	P1	1-1/4"	5/16"	Extra	—	27205
P2516102	P2	1-1/4"	5/16"	Extra	2	27206
—	P3	1-1/4"	5/16"	Extra	—	27207
—	P4	1-1/4"	5/16"	Extra	—	27208

NOTE: Bulk screwdriver bits can be ordered in multiples of one where quantity is not noted. Minimum quantities may apply

Power Bits



Pkg. Item #	Point	Length	Shank	Hardness	Pkg. Qty.	Bulk Item #
P1201	P1	1-15/16"	1/4"	Extra	1	37659
ITP1201	P1	1-15/16"	1/4"	Impact Tough™	1	27213
ITP2201	P2	1-15/16"	1/4"	Impact Tough™	1	27214
P3201	P3	1-15/16"	1/4"	Extra	1	–
ITP3201	P3	1-15/16"	1/4"	Impact Tough™	1	27216
P3D201	P3D deck	1-15/16"	1/4"	Extra	1	37663
TDP1201	P1	2"	1/4"	Extra–TiN coated	1	–
CCP1201	P1	2"	1/4"	Extra	1	–
–	P1	2"	1/4"	Medium	–	37659MH
TDP2201	P2	2"	1/4"	Extra–TiN coated	2	–
TDP2203	P2	2"	1/4"	Extra–TiN coated	3	–
TDP2205	P2	2"	1/4"	Extra–TiN coated	5	–
CCP2201	P2	2"	1/4"	Extra	1	–
CCP2205	P2	2"	1/4"	Extra	5	–
–	P2	2"	1/4"	Medium	–	37661MH
TDP3201	P3	2"	1/4"	Extra–TiN coated	1	–
CCP3201	P3	2"	1/4"	Extra	1	–
–	P3	2"	1/4"	Medium	–	37663MH
CCP1301	P1	3-1/2"	1/4"	Extra	1	–
P2D23501	P2D deck	3-1/2"	1/4"	Extra	1	–
ITP2301	P2	3-1/2"	1/4"	Impact Tough™	1	27217
CCP2301	P2	3-1/2"	1/4"	Extra	1	–
P2401	P2	4"	1/4"	Extra	1	–
ITP2601	P2	6"	1/4"	Impact Tough™	1	27218
CCP2601	P2	6"	1/4"	Extra	1	27370
TDP123203	P1, P2, P3	2"	1/4"	Extra–TiN coated	3	–

Power Bits
Round Body

Pkg. Item #	Point	Length	Shank	Hardness	Pkg. Qty.	Bulk Item #
–	P0	1-15/16"	1/4"	Extra	–	40938
–	P1	1-15/16"	1/4"	Extra	–	27360
–	P2	1-15/16"	1/4"	Extra	–	27361
–	P3	1-15/16"	1/4"	Extra	–	27362
–	P1	2-3/4"	1/4"	Extra	–	27363
–	P2	2-3/4"	1/4"	Extra	–	27364
–	P3	2-3/4"	1/4"	Extra	–	27365
–	P2	3"	1/4"	Extra	–	28311
–	P1	3-1/2"	1/4"	Extra	–	27366
–	P2	3-1/2"	1/4"	Extra	–	27367
–	P3	3-1/2"	1/4"	Extra	–	27368
–	P1	4"	1/4"	Extra	–	28313
–	P2	4"	1/4"	Extra	–	28314
–	P3	4"	1/4"	Extra	–	28315
–	P1	6"	1/4"	Extra	–	45794
–	P2	6"	1/4"	Extra	–	45625
–	P3	6"	1/4"	Extra	–	45626

NOTE: Bulk screwdriver bits can be ordered in multiples of one where quantity is not noted. Minimum quantities may apply

Multi-Packs



Item #	Point	Length	Shank	Hardness	Qty.	Pkg. Type
SQZRP2110	P2	1"	1/4"	Extra	10	Pinch-pack
SQZRP2125	P2	1"	1/4"	Extra	25	Pinch-pack
SQZRP2R125	P2 reduced diameter	1"	1/4"	Extra	25	Pinch-pack
SQZRP225	P2	2"	1/4"	Extra	5	Pinch-pack
ITP225	P2	1"	1/4"	Impact Tough™	25	Big-tac
P2115TCB	P2	1"	1/4"	Extra	15	Tic-tac
BBT25P2	P2	1"	1/4"	Extra	25	Big-tac
BBT25P2R	P2R reduced diameter	1"	1/4"	Extra	25	Big-tac
BCLIP15	P2	1"	1/4"	Extra—TiN coated	15	Ammo clip
TDP210250	P2	1"	1/4"	Extra—TiN coated	250	Cookie jar

Square and Square Recess



Insert Bits



Pkg. Item #	Point	Length	Shank	Hardness	Pkg. Qty.	Bulk Item #
SQ0102	R0	1"	1/4"	Extra	2	38509
ITSQ1102	R1	1"	1/4"	Impact Tough™	2	27219
SQ1102	R1	1"	1/4"	Extra	2	29049
SQ1102M	R1	1"	1/4"	Medium	2	45195
TDR2102	R2	1"	1/4"	Extra—TiN coated	2	—
TDR2106	R2	1"	1/4"	Extra—TiN coated	6	—
ITSQ2102	R2	1"	1/4"	Impact Tough™	2	27220
SQ2102	R2	1"	1/4"	Extra	2	29050
—	R2	1"	1/4"	Medium	—	45196
ITSQ3102	R3	1"	1/4"	Impact Tough™	2	27224
SQ3102	R3	1"	1/4"	Extra	2	29051
—	R3	1"	1/4"	Medium	—	45197

Power Bits



Pkg. Item #	Point	Length	Shank	Hardness	Pkg. Qty.	Bulk Item #
—	R1	1-15/16"	1/4"	Impact Tough™	—	27225
SQ1201M	R1	1-15/16"	1/4"	Medium	5	45184
ITSQ2201	R2	1-15/16"	1/4"	Impact Tough™	—	27226
—	R2	1-15/16"	1/4"	Medium	—	45185
SQR2D201	R2-deck	1-15/16"	1/4"	Extra	5	—
—	R3	1-15/16"	1/4"	Impact Tough™	1	27227
—	R3	1-15/16"	1/4"	Medium	—	45186
CCSQ1201	R1	2"	1/4"	Extra	1	29052
TDR2203	R2	2"	1/4"	Extra—TiN coated	3	—
CCSQ2201	R2	2"	1/4"	Extra	1	29053
CCSQ2205	R2	2"	1/4"	Extra	5	29053
CCSQ3201	R3	2"	1/4"	Extra	1	29054
SQ12701	R1	2-3/4"	1/4"	Extra	1	29055
SQ22701	R2	2-3/4"	1/4"	Extra	1	29056
SQ32701	R3	2-3/4"	1/4"	Extra	1	29057
SQ1301	R1	3"	1/4"	Extra	1	—
SQ2301	R2	3"	1/4"	Extra	1	29059
SQ3301	R3	3"	1/4"	Extra	1	29060
SQ13501	R1	3-1/2"	1/4"	Extra	1	39945
—	R2	3-1/2"	1/4"	Impact Tough™	—	27228
—	R2	3-1/2"	1/4"	Extra	—	39947

NOTE: Bulk screwdriver bits can be ordered in multiples of one where quantity is not noted. Minimum quantities may apply

Power Bits
(continued)

Pkg. Item #	Point	Length	Shank	Hardness	Pkg. Qty.	Bulk Item #
SQ33501	R3	3-1/2"	1/4"	Extra	1	39949
—	R1	4"	1/4"	Extra	—	44136
SQ2401	R2	4"	1/4"	Extra	1	39953
—	R3	4"	1/4"	Extra	—	44138
—	R1	6"	1/4"	Extra	—	39957
CCSQ2601	R2	6"	1/4"	Extra	1	39959
SQ3601	R3	6"	1/4"	Extra	1	39961

Multi-Packs



Item #	Point	Length	Shank	Hardness	Pkg. Qty.	Pkg. Type
SQZRR2110	R2	1"	1/4"	Extra	10	Pinch-pack
SQZRR2125	R2	1"	1/4"	Extra	25	Pinch-pack
SQZRR225	R2	2"	1/4"	Extra	5	Pinch-pack
ITR225	R2	1"	1/4"	Impact Tough™	25	Big-tac
BBT25R2	R2	2"	1/4"	Extra	25	Tic-tac

Slotted



Insert Bits



Pkg. Item #	Point	Length	Shank	Hardness	Pkg. Qty.	Bulk Item #
SL0102	0-1	1"	1/4"	Extra	2	41175
SL1102	1-2	1"	1/4"	Extra	2	41176
SL2102	2-3	1"	1/4"	Extra	2	41177
SL3102	3-4	1"	1/4"	Extra	2	41178
SL4102	4-5	1"	1/4"	Extra	2	39534
SL5102	5-6	1"	1/4"	Extra	2	39535
TDSL68102	6-8	1"	1/4"	Extra-TiN coated	2	—
SL6102	6-8	1"	1/4"	Extra	2	39536
TDSL810102	8-10	1"	1/4"	Extra-TiN coated	2	—
SL8102	8-10	1"	1/4"	Extra	2	39537
TDSL1012102	10-12	1"	1/4"	Extra-TiN coated	2	—
SL10102	10-12	1"	1/4"	Extra	2	39538
—	12-14	1"	1/4"	Extra	—	39539
T2643	6-8, 8-10, 10-12	1"	1/4"	Extra	3	—
—	6-8	1-1/2"	1/4"	Extra	—	27001

Power Bits



Pkg. Item #	Point	Length	Shank	Hardness	Pkg. Qty.	Bulk Item #
—	1-2	1-15/16"	1/4"	Extra	—	27460
—	2-3	1-15/16"	1/4"	Extra	—	27461
—	3-4	1-15/16"	1/4"	Extra	—	27462
—	4-5	1-15/16"	1/4"	Extra	—	27463
SL56201	5-6	1-15/16"	1/4"	Extra	1	27464
CCSL68201	6-8	1-15/16"	1/4"	Extra	1	27465
—	8-10	1-15/16"	1/4"	Extra	—	27466
SL1012201	10-12	1-15/16"	1/4"	Extra	1	27467
SL1214201	12-14	1-15/16"	1/4"	Extra	1	27468
TDSL68201	6-8	2"	1/4"	Extra-TiN coated	1	—
TDSL810201	8-10	2"	1/4"	Extra-TiN coated	1	—

NOTE: Bulk screwdriver bits can be ordered in multiples of one where quantity is not noted. Minimum quantities may apply

Power Bits
(continued)

Pkg. Item #	Point	Length	Shank	Hardness	Pkg. Qty.	Bulk Item #
TDSL1012201	10-12	2"	1/4"	Extra-TiN coated	1	—
TDSL68101220	6-8, 8-10, 10-12	2"	1/4"	Extra-TiN coated	3	—
—	4-5	3-1/2"	1/4"	Extra	—	27481
—	5-6	3-1/2"	1/4"	Extra	—	27482
—	6-8	3-1/2"	1/4"	Extra	—	27483
SL8103501	8-10	3-1/2"	1/4"	Extra	1	27484
—	10-12	3-1/2"	1/4"	Extra	—	27485
—	12-14	3-1/2"	1/4"	Extra	—	27486
—	6-8	6"	1/4"	Extra	—	27501
—	8-10	6"	1/4"	Extra	—	27502
—	10-12	6"	1/4"	Extra	—	27053
—	12-14	6"	1/4"	Extra	—	27504

Multi-Packs

Pkg. Item #	Point	Length	Shank	Hardness	Pkg. Qty.	Pkg. Type
SQZRSL8110	8-10	1"	1/4"	Extra	10	Pinch-pack

Torx®



Insert Bits



Pkg. Item #	Point	Length	Shank	Hardness	Pkg. Qty.	Bulk Item #
TX6102	T6	1"	1/4"	Extra	2	41211
TX7102	T7	1"	1/4"	Extra	2	37151
TX8102	T8	1"	1/4"	Extra	2	37153
TX9102	T9	1"	1/4"	Extra	2	37155
—	T9	1"	1/4"	Medium	—	35013
TX10102G	T10	1"	1/4"	Extra	2	37157
—	T10	1"	1/4"	Medium	—	45147
—	T10	1"	1/4"	Impact Tough™	—	27229
TX15102G	T15	1"	1/4"	Extra	2	37159
TX15102M	T15	1"	1/4"	Medium	2	45148
TX1015102	T10, T15	1"	1/4"	Extra	2	—
ITTX20201	T20	1"	1/4"	Impact Tough™	2	27230
TX20102G	T20	1"	1/4"	Extra	2	37161
TX20102M	T20	1"	1/4"	Medium	2	45149
TX2025102	T20, T25	1"	1/4"	Extra	2	—
ITTX25201	T25	1"	1/4"	Impact Tough™	2	27231
TX25102G	T25	1"	1/4"	Extra	2	37163
TX25102M	T25	1"	1/4"	Medium	2	45150
TX27102G	T27	1"	1/4"	Extra	2	37165
—	T27	1"	1/4"	Medium	—	45468
—	T30	1"	1/4"	Impact Tough™	—	27232
TX30102G	T30	1"	1/4"	Extra	2	37167
—	T30	1"	1/4"	Medium	—	45151
—	T30	1"	1/4"	Extra	—	37169
—	T40	1"	1/4"	Medium	—	45152
TX3040102	T30, T40	1"	1/4"	Extra	2	—
IT60391	T15, T20, T25, T30	1"	1/4"	Impact Tough™	4	—
CC90396	T10, T15, T20, T25, T27, T30, T40	1"	1/4"	Extra	6	—

NOTE: Bulk screwdriver bits can be ordered in multiples of one where quantity is not noted. Minimum quantities may apply

Insert Bits 5/16" Shank

Pkg. Item #	Point	Length	Shank	Hardness	Pkg. Qty.	Bulk Item #
—	T30	1-1/4"	5/16"	Extra	—	37171
—	T40	1-1/4"	5/16"	Extra	—	37173
—	T45	1-1/4"	5/16"	Extra	—	37175
—	T50	1-1/4"	5/16"	Extra	—	37177
—	T55	1-1/4"	5/16"	Extra	—	38333

Power Bits



Pkg. Item #	Point	Length	Shank	Hardness	Pkg. Qty.	Bulk Item #
—	T6	1-15/16"	1/4"	Extra	—	41751
—	T7	1-15/16"	1/4"	Extra	—	39931
—	T8	1-15/16"	1/4"	Extra	—	37713
—	T9	1-15/16"	1/4"	Extra	—	39933
TX10201	T10	1-15/16"	1/4"	Extra	1	37715
—	T10	1-15/16"	1/4"	Impact Tough™	—	27233
TX15201	T15	1-15/16"	1/4"	Extra	1	37717
—	T15	1-15/16"	1/4"	Impact Tough™	—	27234
TX20201M	T20	1-15/16"	1/4"	Extra	1	37719
—	T20	1-15/16"	1/4"	Impact Tough™	—	27235
TX25201M	T25	1-15/16"	1/4"	Extra	1	37721
—	T27	1-15/16"	1/4"	Extra	—	37723
—	T30	1-15/16"	1/4"	Impact Tough™	—	27236
—	T30	1-15/16"	1/4"	Extra	—	37725
TX40201	T40	1-15/16"	1/4"	Extra	1	37727
—	T8	2-3/4"	1/4"	Extra	—	37729
—	T10	2-3/4"	1/4"	Extra	—	37731
—	T15	2-3/4"	1/4"	Extra	—	37733
—	T20	2-3/4"	1/4"	Extra	—	37735
—	T25	2-3/4"	1/4"	Extra	—	37737
—	T30	2-3/4"	1/4"	Extra	—	37741
—	T40	2-3/4"	1/4"	Extra	—	37743
—	T8	3-1/2"	1/4"	Extra	—	37745
—	T10	3-1/2"	1/4"	Extra	—	37747
—	T15	3-1/2"	1/4"	Extra	—	37749
—	T20	3-1/2"	1/4"	Extra	—	37751
—	T25	3-1/2"	1/4"	Extra	—	37753
—	T27	3-1/2"	1/4"	Extra	—	37755
—	T30	3-1/2"	1/4"	Extra	—	37757
—	T40	3-1/2"	1/4"	Extra	—	37759
TX10601	T10	6"	1/4"	Extra	1	37763
TX15601	T15	6"	1/4"	Extra	1	37765
TX20601	T20	6"	1/4"	Extra	1	37767
—	T25	6"	1/4"	Extra	—	37769
TX27601	T27	6"	1/4"	Extra	1	37771
—	T30	6"	1/4"	Extra	—	37773

Multi-Packs



Pkg. Item #	Point	Length	Shank	Hardness	Pkg. Qty.	Pkg. Type
SQZRT15110	T15	1"	1/4"	Extra	10	Pinch-pack
SQZRT20110	T20	1"	1/4"	Extra	10	Pinch-pack
SQZRT25110	T25	1"	1/4"	Extra	10	Pinch-pack
ITT2525	T25	1"	1/4"	Impact Tough™	25	Big-tac
SQZRT27110	T27	1"	1/4"	Extra	10	Pinch-pack
SQZRT30110	T30	1"	1/4"	Extra	10	Pinch-pack

NOTE: Bulk screwdriver bits can be ordered in multiples of one where quantity is not noted. Minimum quantities may apply

Torx® Security



Insert Bits



Pkg. Item #	Point	Length	Shank	Hardness	Pkg. Qty.	Bulk Item #
—	T7H	1"	1/4"	Extra	—	38911
—	T8H	1"	1/4"	Extra	—	38338
—	T9H	1"	1/4"	Extra	—	38340
TXH10102	T10H	1"	1/4"	Extra	2	38342
TXH15102	T15H	1"	1/4"	Extra	2	38344
TXH20102	T20H	1"	1/4"	Extra	2	38346
TXH25102	T25H	1"	1/4"	Extra	2	38348
TXH27102	T27H	1"	1/4"	Extra	2	38350
TXH30102	T30H	1"	1/4"	Extra	2	38352
TXH40102	T40H	1"	1/4"	Extra	2	38354
CC60391	T10H, T15H, T20H, T25H, T27H, T30H	1"	1/4"	Extra	6	—

Torx® Align (Wedge)



Insert Bits



Pkg. Item #	Point	Length	Shank	Hardness	Pkg. Qty.	Bulk Item #
—	T6W	1"	1/4"	Extra	—	38763
—	T7W	1"	1/4"	Extra	—	38765
—	T8W	1"	1/4"	Extra	—	38767
—	T9W	1"	1/4"	Extra	—	38769
—	T10W	1"	1/4"	Extra	—	38771
—	T15W	1"	1/4"	Extra	—	38365
—	T20W	1"	1/4"	Extra	—	38367
—	T25W	1"	1/4"	Extra	—	38369
—	T27W	1"	1/4"	Extra	—	38371
—	T30W	1"	1/4"	Extra	—	38373

Power Bits



Pkg. Item #	Point	Length	Shank	Hardness	Pkg. Qty.	Bulk Item #
—	T8W	1-15/16"	1/4"	Extra	—	38732
—	T9W	1-15/16"	1/4"	Extra	—	38734
—	T15W	1-15/16"	1/4"	Extra	—	38375
—	T20W	1-15/16"	1/4"	Extra	—	38377
—	T25W	1-15/16"	1/4"	Extra	—	38379
—	T27W	1-15/16"	1/4"	Extra	—	38381
—	T30W	1-15/16"	1/4"	Extra	—	38383

NOTE: Bulk screwdriver bits can be ordered in multiples of one where quantity is not noted. Minimum quantities may apply

Torx® Female Square Drive



Pkg. Item #	Point	Length	Socket	Hardness	Pkg. Qty.	Bulk Item #
—	T10	1"	1/4"	Extra	—	38689
—	T15	1"	1/4"	Extra	—	38690
—	T20	1"	1/4"	Extra	—	38691
—	T25	1"	1/4"	Extra	—	38692
—	T27	1"	1/4"	Extra	—	38693
—	T30	1"	1/4"	Extra	—	38694
—	T40	1"	3/8"	Extra	—	38695
—	T45	1"	3/8"	Extra	—	38696
—	T47	1"	3/8"	Extra	—	40651
—	T50	1"	3/8"	Extra	—	38697
—	T55	1"	3/8"	Extra	—	38860
—	T60	1"	1/2"	Extra	—	44217

Allen®



Insert Bits



Pkg. Item #	Point	Length	Shank	Hardness	Pkg. Qty.	Bulk Item #
—	1/16"	1"	1/4"	Extra	—	27095
AL564102	5/64"	1"	1/4"	Extra	2	27096
—	5/64"	1"	1/4"	Medium	—	27096MH
AL332102	3/32"	1"	1/4"	Extra	2	27097
—	3/32"	1"	1/4"	Medium	—	27097MH
AL764102	7/64"	1"	1/4"	Extra	2	37475
—	7/64"	1"	1/4"	Medium	—	37475MH
AL18102	1/8"	1"	1/4"	Extra	2	27098
—	1/8"	1"	1/4"	Medium	—	27098MH
AL964102	9/64"	1"	1/4"	Extra	2	37476
—	9/64"	1"	1/4"	Medium	—	37476MH
AL532102	5/32"	1"	1/4"	Extra	2	27099
—	5/32"	1"	1/4"	Medium	—	27099MH
AL316102	3/16"	1"	1/4"	Extra	2	27100
—	3/16"	1"	1/4"	Medium	—	27100MH
AL732102	7/32"	1"	1/4"	Extra	2	27101
—	7/32"	1"	1/4"	Medium	—	27101MH
AL14102	1/4"	1"	1/4"	Extra	2	27102
—	1/4"	1"	1/4"	Medium	—	27102MH
AL516102	5/16"	1"	1/4"	Extra	2	27103
—	3/8"	1"	1/4"	Extra	—	27104
—	.050mm	1"	1/4"	Extra	—	27094
—	2mm	1"	1/4"	Extra	—	36538
—	3mm	1"	1/4"	Extra	—	36539
—	4mm	1"	1/4"	Extra	—	36540
—	5mm	1"	1/4"	Extra	—	36541
—	6mm	1"	1/4"	Extra	—	36542

NOTE: Bulk screwdriver bits can be ordered in multiples of one where quantity is not noted. Minimum quantities may apply

Power Bits



Pkg. Item #	Point	Length	Shank	Hardness	Pkg. Qty.	Bulk Item #
—	1/16"	1-15/16"	1/4"	Extra	—	27420
—	5/64"	1-15/16"	1/4"	Extra	—	27421
—	3/32"	1-15/16"	1/4"	Extra	—	27422
—	7/64"	1-15/16"	1/4"	Extra	—	37563
—	1/8"	1-15/16"	1/4"	Extra	—	27423
—	9/64"	1-15/16"	1/4"	Extra	—	37565
—	5/32"	1-15/16"	1/4"	Extra	—	27424
—	3/16"	1-15/16"	1/4"	Extra	—	27425
—	1/4"	1-15/16"	1/4"	Extra	—	27427

Allen® Security



Insert Bits



Pkg. Item #	Point	Length	Shank	Hardness	Pkg. Qty.	Bulk Item #
—	1/8"	1"	1/4"	Extra	—	35693
—	9/64"	1"	1/4"	Extra	—	35694
—	5/32"	1"	1/4"	Extra	—	35695
—	3/16"	1"	1/4"	Extra	—	35696
—	7/32"	1"	1/4"	Extra	—	35697
—	1/4"	1"	1/4"	Extra	—	35698
—	5/16"	1"	1/4"	Extra	—	35699
—	3/8"	1"	1/4"	Extra	—	35701

Pozidriv®



Insert Bits



Pkg. Item #	Point	Length	Shank	Hardness	Pkg. Qty.	Bulk Item #
PZD1102	PZ1	1"	1/4"	Extra	2	27045
—	PZ1	1"	1/4"	Medium	—	45153
PZD1102R	PZ1 ribbed	1"	1/4"	Extra	2	—
PZD2102	PZ2	1"	1/4"	Extra	2	27046
—	PZ2	1"	1/4"	Medium	—	45154
PZD2102R	PZ2 ribbed	1"	1/4"	Extra	2	—
PZD3102	PZ3	1"	1/4"	Extra	2	27047
—	PZ3	1"	1/4"	Medium	—	45939
PZD3102R	PZ3 ribbed	1"	1/4"	Extra	2	—

Power Bits



Pkg. Item #	Point	Length	Shank	Hardness	Pkg. Qty.	Bulk Item #
—	PZ1	2"	1/4"	Extra	—	27380
—	PZ2	2"	1/4"	Extra	—	27381
—	PZ3	2"	1/4"	Extra	—	27382
—	PZ1	3-1/2"	1/4"	Extra	—	27386
—	PZ2	3-1/2"	1/4"	Extra	—	27387
—	PZ3	3-1/2"	1/4"	Extra	—	27388
—	PZ1	6"	1/4"	Extra	—	27389
—	PZ3	6"	1/4"	Extra	—	27391

NOTE: Bulk screwdriver bits can be ordered in multiples of one where quantity is not noted. Minimum quantities may apply

Torq-Set®



Insert Bits



Pkg. Item #	Point	Length	Shank	Hardness	Pkg. Qty.	Bulk Item #
—	#0	1"	1/4"	Extra	—	35395
—	#1	1"	1/4"	Extra	—	35396
—	#2	1"	1/4"	Extra	—	35397
—	#3	1"	1/4"	Extra	—	35398
—	#4	1"	1/4"	Extra	—	35399
—	#5	1"	1/4"	Extra	—	35394
—	#6	1"	1/4"	Extra	—	35401
—	#8	1"	1/4"	Extra	—	35402
—	#10	1"	1/4"	Extra	—	35403

Power Bits



Pkg. Item #	Point	Length	Shank	Hardness	Pkg. Qty.	Bulk Item #
—	#0	1-1/4"	1/4"	Extra	—	35425
—	#1	1-1/4"	1/4"	Extra	—	35426
—	#2	1-1/4"	1/4"	Extra	—	35427
—	#3	1-1/4"	1/4"	Extra	—	35428
—	#4	1-1/4"	1/4"	Extra	—	35429
—	#5	1-1/4"	1/4"	Extra	—	35430
—	#6	1-1/4"	1/4"	Extra	—	35431
—	#8	1-1/4"	1/4"	Extra	—	35432
—	#10	1-1/4"	1/4"	Extra	—	35433

Tri-Wing®



Insert Bits



Pkg. Item #	Point	Length	Shank	Hardness	Pkg. Qty.	Bulk Item #
—	#1	1"	1/4"	Extra	—	35410
—	#2	1"	1/4"	Extra	—	35411
—	#3	1"	1/4"	Extra	—	35412
—	#4	1"	1/4"	Extra	—	35413
—	#5	1"	1/4"	Extra	—	35414

Spanner



Insert Bits



Pkg. Item #	Point	Length	Shank	Hardness	Pkg. Qty.	Bulk Item #
SPA6102	#6 gold bit	1"	1/4"	Extra	2	35422
SPA802	#8 gold bit	1"	1/4"	Extra	2	35423
SPA10102	#10 gold bit	1"	1/4"	Extra	2	35424

NOTE: Bulk screwdriver bits can be ordered in multiples of one where quantity is not noted. Minimum quantities may apply

Clutch G



Insert Bits



Pkg. Item #	Point	Length	Shank	Hardness	Pkg. Qty.	Bulk Item #
—	C2 1/8"	1"	1/4"	Extra	—	27081
CL3102	C3 5/32"	1"	1/4"	Extra	2	27082
CL4102	C4 3/16"	1"	1/4"	Extra	2	27083

Power Bits



Pkg. Item #	Point	Length	Shank	Hardness	Pkg. Qty.	Bulk Item #
—	C3 5/32"	1-15/16"	1/4"	Extra	—	27437

Frearson®



Insert Bits



Pkg. Item #	Point	Length	Shank	Hardness	Pkg. Qty.	Bulk Item #
—	F1	1"	1/4"	Extra	—	27070
FR2102	F2	1"	1/4"	Extra	2	37382

Double Ended



Pkg. Item #	Point	Length	Shank	Hardness	Pkg. Qty.	Bulk Item #
—	P1-#6	1-1/2"	1/4"	Extra	—	38666
—	P2-#8	1-1/2"	1/4"	Extra	—	38652
—	P3-#10	1-1/2"	1/4"	Extra	—	38653
—	T15-T20	1-1/2"	1/4"	Extra	—	42078
DEBP16201R	P1-S6	1-7/8"	1/4"	Extra	1	—
DEBP28201	P2-S8	1-7/8"	1/4"	Extra	1	—
DEBP310201	P3-S10	1-7/8"	1/4"	Extra	1	—
—	P2-P2	1-3/4"	1/4"	Extra	—	44103
—	R1-R2	2"	1/4"	Extra	—	48784
DEBP162501	P1-S6	2-1/2"	1/4"	Extra	1	—
DEBP282501	P2-S8	2-1/2"	1/4"	Extra	1	38657
DEBP282501R	P2-S8	2-1/2"	1/4"	Extra	1	—
DEBP3102501R	P3-S10	2-1/2"	1/4"	Extra	1	—
DEBP1P22501	P1-P2	2-1/2"	1/4"	Extra	1	—
DEBP222501	P2-P2	2-1/2"	1/4"	Extra	1	44071
DEBP2R22501R	P2-R2	2-1/2"	1/4"	Extra	1	38655
DEBR122501	R1-R2	2-1/2"	1/4"	Extra	1	—
DEBR232501	R2-R3	2-1/2"	1/4"	Extra	1	—
DEBT15202501	T15-T20	2-1/2"	1/4"	Extra	1	—
DEBT2530101	T25-T30	1-1/2"	1/4"	Extra	1	42079
DEBP163501	P1-S6	3-1/2"	1/4"	Extra	1	—
DEBP283501R	P2-S8	3-1/2"	1/4"	Extra	1	—

NOTE: Bulk screwdriver bits can be ordered in multiples of one where quantity is not noted. Minimum quantities may apply

Nutsetters

Hex Shank Nutsetters



Pkg. Item #	Size	Length	Magnetic	Hardness	Pkg. Qty.	Bulk Item #
NS316101	3/16"	1-3/8"	No	Extra	1	—
NS141401MAG	1/4"	1-1/8"	Yes	Extra	1	—
—	1/4"	1-1/8"	Yes	Extra	—	38686
NS141401	1/4"	1-7/16"	No	Extra	1	—
NS1516101MAG	5/16"	1-1/8"	Yes	Extra	1	—
—	5/16"	1-1/8"	Yes	Extra	—	38687
ND5161401	5/16"	1-7/16"	No	Extra	1	—
NS381401MAG	3/8"	1-1/8"	Yes	Extra	1	38688
ND31601	3/8"	1-1/2"	No	Extra	1	—

Quick-Change Nutsetters




Pkg. Item #	Size	Length	Magnetic	Hardness	Pkg. Qty.	Bulk Item #
—	8mm	1-5/8"	Yes	Extra	—	38328
—	10mm	1-7/8"	Yes	Extra	—	38329
ITNS14	1/4"	1-5/8"	Yes	Impact Tough™	—	27237
—	1/4"	1-5/8"	Yes	Extra	—	31450
—	1/4"	1-5/8"	No	Extra	—	29090
NS14201	1/4"	2"	Yes	Extra	1	37427
—	1/4"	2-9/16"	Yes	Impact Tough™	—	27241
NS1429601	1/4"	2-9/16"	Yes	Extra	1	37582
—	1/4"	2-9/16"	No	Extra	—	37585
—	1/4"	4"	Yes	Extra	—	38641
—	1/4"	6"	Yes	Extra	—	38645
—	5/16"	1-5/8"	Yes	Extra	—	31452
—	5/16"	1-5/8"	No	Extra	—	29091
ITNS516	5/16"	1-7/8"	Yes	Impact Tough™	—	27238
—	5/16"	2-9/16"	Yes	Impact Tough™	—	27242
NS51629601	5/16"	2-9/16"	Yes	Extra	1	37583
—	5/16"	4"	Yes	Extra	—	38642
—	5/16"	6"	Yes	Extra	—	38646
ITNS38	3/8"	1-7/8"	Yes	Impact Tough™	—	27239
—	3/8"	1-7/8"	Yes	Extra	—	36165
NS381401	3/8"	1-7/8"	No	Extra	1	—
—	3/8"	1-7/8"	No	Extra	—	36166
—	3/8"	2-9/16"	Yes	Impact Tough™	—	27243
NS3829601	3/8"	2-9/16"	Yes	Extra	1	37584
—	7/16"	1-7/8"	Yes	Impact Tough™	—	27240
NS716201MAG	7/16"	2"	Yes	Extra	1	37893
—	7/16"	2-9/16"	Yes	Impact Tough™	—	27244
NS71629601	7/16"	2-9/16"	Yes	Extra	1	38639

Nutsetter Set

Pkg. Item #	# of Pieces	Includes	Length	Magnetic	Hardness
IT2490	3	(1) 1/4", (1) 5/16", (1) 3/8"	1-5/8", 1-5/8", 1-7/8"	Yes	Impact Tough™

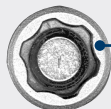
NOTE: Bulk screwdriver bits can be ordered in multiples of one where quantity is not noted. Minimum quantities may apply

No-Round Nutsetters



Pkg. Item #	Size	Length	Magnetic	Hardness	Pkg. Qty.	Bulk Item #
NS11401	1/4"	1-5/8"	Yes	Extra	1	61938
—	1/4"	2"	Yes	Extra	—	61942
—	1/4"	2-9/16"	Yes	Extra	—	61943
NS51601	5/16"	1-5/8"	Yes	Extra	1	61939
—	5/16"	2-9/16"	Yes	Extra	—	61944
NS3801	3/8"	1-7/8"	Yes	Extra	1	61940
—	3/8"	2-9/16"	Yes	Extra	—	61945
—	7/16"	2"	Yes	Extra	—	61941
—	7/16"	2-9/16"	Yes	Extra	—	61946

No-Round Nutsetter



Superior Grip
Contact point
at middle of hex
avoids stripping

Bit Holders and Screwguides

Bit Holders



Pkg. Item #	Description	Length	Shank	Hardness	Pkg. Qty.	Bulk Item #
BMAG1	Mag grip holder (set)	—	1/4"	Extra	—	—
CC60491	Compact drive guide	3-1/4"	1/4"	Extra	1	—
CC60482	2" magnetic bit tip holder	2"	1/4"	Extra	1	—
CC60486	6" magnetic bit tip holder	6"	1/4"	Extra	1	27750
—	2" magnetic bit holder impact	2"	1/4"	Impact Tough™	—	27287
—	Standard with c-ring	2-7/8"	1/4"	Extra	—	27690
—	Standard with c-ring	4"	1/4"	Extra	—	27710
—	Standard with c-ring	5"	1/4"	Extra	—	27730
—	Standard with c-ring	11"	1/4"	Extra	—	27792

One-Piece Construction Bit Holders



Pkg. Item #	Description	Length	Shank	Hardness	Pkg. Qty.	Bulk Item #
—	One-piece construction non-magnetic bit holder	2-1/8"	1/4"	Extra	—	38215
—	One-piece construction magnetic bit holder	2-1/8"	1/4"	Extra	—	40831
—	One-piece construction magnetic bit holder	3"	1/4"	Extra	—	40833
CC60483	One-piece construction magnetic bit holder (without c-ring retainer)	2-7/8"	1/4"	Extra	1	39972

NOTE: Bulk screwdriver bits can be ordered in multiples of one where quantity is not noted. Minimum quantities may apply

Helix Insert Bits (Silicon Bronze) Bit Holders

Pkg. Item #	Description	Length	Shank	Hardness	Pkg. Qty.	Bulk Item #
—	Two-piece magnetic bit holder with screw cap (silicon bronze)	3"	1/4"	Extra	—	38310

Screw-Cap Style Bit Holders



Pkg. Item #	Description	Length	Shank	Hardness	Pkg. Qty.	Bulk Item #
—	Screw-cap style bit holder, magnetic	2-7/8"	1/4"	Extra	—	26790
—	Screw-cap style bit holder, magnetic	2-3/16"	1/4"	Extra	—	26791

Male Square Drive for Sockets



Pkg. Item #	Description	Length	Shank	Hardness	Pkg. Qty.	Bulk Item #
—	1/4" square drive socket adapter × 1-1/8"	1-1/8"	1/4"	Extra	—	34609
—	1/4" square drive socket adapter × 2"	2"	1/4"	Extra	—	34610
—	3/8" square drive socket adapter × 2"	2"	3/8"	Extra	—	34611

Female Square Drive for Sockets



Pkg. Item #	Description	Length	Shank	Hardness	Pkg. Qty.	Bulk Item #
—	1/4" square drive bit holder × 1-1/8" for 1/4" hex bits	1-1/8"	1/4"	Extra	—	31894
—	3/8" square drive bit holder × 1-1/8" for 1/4" hex bits	1-1/8"	3/8"	Extra	—	31895
—	3/8" square drive bit holder × 1-3/8" for 5/16" hex bits	1-3/8"	3/8"	Extra	—	31896
—	1/2" square drive bit holder × 1-7/16" for 5/16" hex bits	1-7/16"	1/2"	Extra	—	31897

NOTE: Bulk screwdriver bits can be ordered in multiples of one where quantity is not noted. Minimum quantities may apply

Sets



SBID21



SBID30



T4021



T4042



T4047


Item #	Hardness	# of Pieces	Includes	Case Type
SBID9	Extra	9	2" power bits: (1) P2-2", (1) R2-2", (1) SL6-8 2", (1) SL 8-10 2"; magnetic nutsetters: (1) 1/4", (1) 5/16", (1) 3/8"; hex shank drill bits: (1) 1/16", (1) 1/8"	Pouch
SBID21	Impact Tough™	21	Insert bits: (1) P1, (4) P2, (2) P3, (1) P2R, (1) R1, (4) R2, (1) R3, (1) T15, (2) T20, (2) T25, (1) T30; (1) magnetic bit holder	Magnetic
SBID30	Impact Tough™	30	Insert bits: (1) P1, (5) P2, (1) P3, (1) R1, (3) R2, (1) R3, (1) T15, (2) T20, (2) T25; 2" power bits: (2) P2-2", (1) P3 2", (1) R2-2", (1) R3-2", (1) T25-2"; 3-1/2" power bit: (1) P2-3.5", (1) magnetic bit holder, (1) 3/8" socket adapter; magnetic nutsetters: (1) 1/4", (1) 5/16", (1) 3/8"	Brute Tough™
T4021	Extra	21	(1) finder driver; insert bits: (7) P2, (4) R2, (1) SL6-8, (1) SL8-10, (1) SL10-12; 2" power bits: (3) P2-2", (3) R2-2"	Pouch
T4039	Extra	39	Insert bits: (5) P2R2, (1) P1, (3) P2, (1) P3, (1) T15, (1) T20, (1) T25, (1) SL6-8, (1) SL8-10, (1) SL10-12, (1) R1, (2) R2, (1) R3; magnetic nutsetters: (1) 1/4", (1) 5/16"; (1) finder driver; Daredevil™ spade bits: (1) 1/2", (1) 3/4", (1) 1"; titanium drill bits: (2) 1/16", (1) 5/64", (1) 3/32", (1) 7/64", (2) 1/8", (1) 9/64", (1) 5/32", (1) 11/64", (1) 3/16", (1) 7/32", (1) 1/4"	Brute Tough™
T4042	Extra	42	Insert bits: (2) P1, (10) P2, (2) P3, (1) SL6-8, (1) SL8-10, (1) SL10-12, (1) R1, (6) R2; power bits: (2) P1, (4) P2, (2) P3, (1) SL6-8, (2) SL8-10; (4) R2 2" power bits; magnetic nutsetters: (1) 1/4", (1) 5/16"; (1) finder driver	Brute Tough™
T4047	Extra	47	Insert bits: (1) P1, (9) P2, (1) P3, (1) T15, (1) T20, (1) T25, (6) P2R2, (1) SL6-8, (1) SL8-10, (1) SL10-12, (1) R1, (7) R2, (1) R3; 2" power bits: (6) P2, (4) R2; (2) SL8-10; (1) 1/4" magnetic nutsetter, (1) 5/16" magnetic nutsetter; (1) finder driver	Brute Tough™
41786	Extra	29	Insert bits: (1) P0, (1) P1, (1) P2, (1) P3, (1) PZ1, (1) PZ2, (1) R0, (1) R1, (1) R2, (1) R3, (1) T10, (1) T15, (1) T20, (1) T25, (1) T30, (1) T40, (1) SL0-1, (1) SL3-4, (1) SL5-6, (1) SL8-10, (1) SL12-14; Allen® insert bits: (1) 5/64", (1) 3/32", (1) 7/64", (1) 1/8", (1) 9/64", (1) 5/32", (1) 3/16", (1) 7/32", (1) 1/4", (1) 2.5mm, (1) 3mm, (1) 4mm, (1) 5mm, (1) 6mm; (1) 1" clutch, (1) 7" magnetic screwdriver, (1) 1/4" socket adapter, (1) magnetic bit holder	Hard plastic
42826	Extra	40	Insert bits: (1) P0, (1) P1, (1) P2, (1) P3, (1) PZ1, (1) PZ2, (1) R0, (1) R1, (1) R2, (1) R3, (1) T10, (1) T15, (1) T20, (1) T25, (1) T27, (1) T30, (1) T40, (1) SL0-1, (1) SL3-4, (1) SL5-6, (1) SL8-10, (1) SL12-14; Allen® insert bits: (1) 5/64", (1) 3/32", (1) 7/64", (1) 1/8", (1) 9/64", (1) 5/32", (1) 3/16", (1) 7/32", (1) 1/4", (1) 2.5mm, (1) 3mm, (1) 4mm, (1) 5mm, (1) 6mm; (1) 1" clutch, (1) 7" magnetic screwdriver, (1) 1/4" socket adapter, (1) magnetic bit holder	Hard plastic
48240	Extra	29	Insert bits: (1) T9H, (1) T10H, (1) T15H, (1) T20H, (1) T25H, (1) T27H, (1) T30H, (1) T40H, (1) PZ2, (1) R1, (1) R2; Torq-set®: (1) #5, (1) #8; Tri-wing®: (1) #4, (1) #5, (1) #6, (1) #8, (1) #10; Allen® security: (1) 1/8", (1) 9/64", (1) 5/32", (1) 3/16", (1) 7/32", (1) 1/4", (1) 5/16", (1) 3/8"; (1) 7" magnetic screwdriver, (1) magnetic bit holder, (1) 1/4" socket adapter	Hard plastic
CC2100	Extra	5	(1) Clic-Change chuck; insert bits: (1) P1, (2) P2, (1) R2	—
CC2110	Extra	8	(1) Clic-Change chuck; hex shank drill bits: (1) 1/16", (1) 3/32", (1) 1/8", (1) 5/32", (1) 3/16", (1) 7/32", (1) 1/4"	—
CC2120	Extra	10	(1) Clic-Change chuck; hex shank drill bits: (1) 3/32", (1) 1/8", (1) 3/16"; 2" power bits: (1) P1, (2) P2, (1) SL6-8, (1) R2; (1) two-socket adapter	—
CC2130	Extra	27	(1) Clic-Change chuck; hex shank drill bits: (1) 1/16", (1) 3/32", (1) 1/8", (1) 5/32", (1) 3/16"; magnetic nutsetters: (1) 1/4", (1) 5/16"; socket adapters: (1) 1/4", (1) 3/8"; (1) magnetic bit holder; insert bits: (2) P1, (6) P2, (1) P3, (1) SL6-8, (1) SL8-10, (1) SL10-12, (1) R1, (3) R2	Hard plastic
CC2400	Extra	5	1/4" hex shank drill bits: (1) 1/16", (1) 3/32", (1) 1/8", (1) 5/32", (1) 3/16"	—
CC2430	Extra	3	Self-centering drill bits with 1/4" hex shank: (1) #6, (1) #8, (1) #10	—
CC2460	Extra	7	1/4" hex shank drill bits: (1) #6, (1) #8, (1) #10; 2" power bits: (1) P1, (2) P2, (1) R2 plus (1) 1/8" Allen® wrench	—
CC2470	Extra	12	(1) finder driver, (1) P1, (5) P2, (1) P3, (1) SL6-8, (1) SL10-12, (1) R1, (1) R2	—
CC2490	Extra	3	Magnetic nutsetters: (1) 1/4", (1) 5/16", (1) 3/8"	—
CC60467	Extra	2	Double-ended bits: (1) DEB P1/SL6-8, (1) DEB P2/SL8-10—3-1/2" length	—
CC60464	Extra	3	Double-ended bits: (1) DEB P1/SL6-8, (1) DEB P2/SL8-10, (1) DEB P3/SL10-12—2" length	—
CC90396	Extra	6	Insert bits: (1) T10, (1) T15, (1) T20, (1) T25, (1) T30, (1) T40	—
CC60392	Extra	7	Insert bits: (1) 9/64", (1) 5/64", (1) 3/32", (1) 1/8", (1) 5/32", (1) 3/16", (1) 7/64"	—



Metal Drilling




The Bosch line of metal drill bits offers a solution for every professional application. Each bit is manufactured to exacting specifications and features split points that start on contact with no walking or skating, eliminating the need for a center punch.




Black oxide for general-purpose drilling

- ▶ Speed helix design for three times faster drilling than standard bits
- ▶ Lasts 50% longer than high-speed steel
- ▶ Available in jobber length, stubby length, extended length (aircraft), 1/2" reduced shank (Silver and Deming)



Titanium for heavy-duty repetitive drilling





- ▶ Lasts up to six times longer than high-speed steel bits
- ▶ Speed helix design for three times faster drilling than standard bits
- ▶ Surface hardened to penetrate tough materials, including stainless steel
- ▶ Available in jobber length with 3/8" reduced shank



Cobalt for heavy-duty drilling in extremely hard or abrasive materials

- ▶ Withstand high temperature applications for extended periods of time (up to 1,100°F)
- ▶ Thick web design adds stability to bit in tough applications
- ▶ Surface hardened to penetrate tough abrasive materials
- ▶ Available in jobber length, full shank

Material Chart

	Wood	Plastic	Light Gauge Metal	High Carbon Steel	Aluminum and Alloy Steel	Cast Iron	Stainless Steel
Black Oxide 	●	●	●	●	◐	○	○
Titanium 	●	●	●	●	◐	◐	◐
Cobalt 	◐	◐	●	●	●	●	●
MultiConstruction™* 	●	●	●	●	●	◐	○

● = Recommended ◐ = Acceptable ○ = Not Recommended

*MultiConstruction™ drill bits are available on page 10

Black Oxide

Fractional Jobber Length Black Oxide Drill Bits



Item #	Qty.	Diameter	Overall Length	Shank	Bulk Item #	Bulk Qty.
—	—	1/64"	3/4"	1/64"	BL4128	12
—	—	1/32"	1-3/8"	1/32"	BL4129	12
—	—	3/64"	1-3/4"	3/64"	BL4130	12
BL2131	2	1/16"	1-7/8"	1/16"	BL4131	12
BL2132	2	5/64"	2"	5/64"	BL4132	12
BL2133	2	3/32"	2-1/4"	3/32"	BL4133	12
BL2134	2	7/64"	2-5/8"	7/64"	BL4134	12
BL2135	2	1/8"	2-3/4"	1/8"	BL4135	12
BL2136	1	9/64"	2-7/8"	9/64"	BL4136	12
BL2137	1	5/32"	3-1/8"	5/32"	BL4137	12
BL2138	1	11/64"	3-1/4"	11/64"	BL4138	12
BL2139	1	3/16"	3-1/2"	3/16"	BL4139	12
BL2140	1	13/64"	3-5/8"	13/64"	BL4140	12
BL2141	1	7/32"	3-3/4"	7/32"	BL4141	12
BL2142	1	15/64"	3-7/8"	15/64"	BL4142	12
BL2143	1	1/4"	4"	1/4"	BL4143	12
BL2144	1	17/64"	4-1/8"	17/64"	BL4144	6
BL2145	1	9/32"	4-1/4"	9/32"	BL4145	6
BL2146	1	19/64"	4-3/8"	19/64"	BL4146	6
BL2147	1	5/16"	4-1/2"	5/16"	BL4147	6
BL2148	1	21/64"	4-5/8"	21/64"	BL4148	6
BL2149	1	11/32"	4-3/4"	11/32"	BL4149	6
BL2150	1	23/64"	4-7/8"	23/64"	BL4150	6
BL2151	1	3/8"	5"	3/8"	BL4151	6
BL2152	1	25/64"	5-1/8"	3/8"	BL4152	6
BL2153	1	13/32"	5-1/4"	3/8"	BL4153	6
BL2154	1	27/64"	5-3/8"	3/8"	BL4154	6
BL2155	1	7/16"	5-1/2"	3/8"	BL4155	6
BL2156	1	29/64"	5-5/8"	3/8"	BL4156	6
BL2157	1	15/32"	5-3/4"	3/8"	BL4157	6
BL2158	1	31/64"	5-7/8"	3/8"	BL4158	6
BL2159	1	1/2"	6"	3/8"	BL4159	6

NOTE: 1/64"–7/64": 118° point; 1/8" and larger: 135° point; three flat shank 3/16" and larger

Extra Length (Aircraft) Black Oxide Drill Bits



Item #	Quantity	Diameter	Overall Length	Shank
BL2630	1	3/64"	6"	3/64"
BL2631	1	1/16"	6"	1/16"
BL2731	1	1/16"	12"	1/16"
BL2632	1	5/64"	6"	5/64"
BL2633	1	3/32"	6"	3/32"
BL2634	1	7/64"	6"	7/64"
BL2635	1	1/8"	6"	1/8"
BL2735	1	1/8"	12"	1/8"
BL2636	1	9/64"	6"	9/64"
BL2637	1	5/32"	6"	5/32"
BL2638	1	11/64"	6"	11/64"
BL2639	1	3/16"	6"	3/16"
BL2739	1	3/16"	12"	3/16"
BL2640	1	13/64"	6"	13/64"
BL2641	1	7/32"	6"	7/32"
BL2642	1	15/64"	6"	15/64"
BL2742	1	15/64"	12"	15/64"
BL2643	1	1/4"	6"	1/4"
BL2743	1	1/4"	12"	1/4"
BL2647	1	5/16"	6"	5/16"
BL2747	1	5/16"	12"	5/16"

NOTE: 3/64"–7/64": 118° tip; 1/8" and larger: 135° point; all round shank

Extra Length (Aircraft) Black Oxide Drill Bits (continued)

Item #	Quantity	Diameter	Overall Length	Shank
BL2651	1	3/8"	6"	3/8"
BL2751	1	3/8"	12"	3/8"
BL2655	1	7/16"	6"	7/16"
BL2755	1	7/16"	12"	7/16"
BL2759	1	1/2"	12"	1/2"

Fractional 1/2" Reduced Shank (Silver & Deming) Black Oxide Drill Bits



Item #	Quantity	Diameter	Overall Length	Shank
BL2160	1	33/64"	6"	1/2"
BL2161	1	17/32"	6"	1/2"
BL2162	1	35/64"	6"	1/2"
BL2163	1	9/16"	6"	1/2"
BL2164	1	37/64"	6"	1/2"
BL2165	1	19/32"	6"	1/2"
BL2166	1	39/64"	6"	1/2"
BL2167	1	5/8"	6"	1/2"
BL2168	1	41/64"	6"	1/2"
BL2169	1	21/32"	6"	1/2"
BL2170	1	43/64"	6"	1/2"
BL2171	1	11/16"	6"	1/2"
BL2172	1	45/64"	6"	1/2"
BL2173	1	23/32"	6"	1/2"
BL2174	1	47/64"	6"	1/2"
BL2175	1	3/4"	6"	1/2"
BL2176	1	49/64"	6"	1/2"
BL2178	1	51/64"	6"	1/2"
BL2179	1	13/16"	6"	1/2"
BL2180	1	53/64"	6"	1/2"
BL2177	1	25/32"	6"	1/2"
BL2181	1	27/32"	6"	1/2"
BL2182	1	55/64"	6"	1/2"
BL2183	1	7/8"	6"	1/2"
BL2184	1	57/64"	6"	1/2"
BL2185	1	29/32"	6"	1/2"
BL2187	1	15/16"	6"	1/2"
BL2188	1	61/64"	6"	1/2"
BL2189	1	31/32"	6"	1/2"
BL2190	1	63/64"	6"	1/2"
BL2191	1	1"	6"	1/2"
BL2192	1	1-1/64"	6"	1/2"
BL2193	1	1-1/32"	6"	1/2"
BL2195	1	1-1/16"	6"	1/2"
BL2197	1	1-3/32"	6"	1/2"
BL2199	1	1-1/8"	6"	1/2"
BL2201	1	1-5/32"	6"	1/2"
BL2203	1	1-3/16"	6"	1/2"
BL2207	1	1-1/4"	6"	1/2"
BL2211	1	1-5/16"	6"	1/2"
BL2215	1	1-3/8"	6"	1/2"
BL2219	1	1-7/16"	6"	1/2"
BL2223	1	1-1/2"	6"	1/2"

NOTE: 135° point; all round shank



Fractional Stubby Length Black Oxide Drill Bits (Bulk)



Item #	Quantity	Diameter	Overall Length	Shank
BL3135	12	1/8"	1-7/8"	1/8"
BL3139	12	3/16"	2-3/16"	3/16"
BL3143	12	1/4"	2-1/2"	1/4"

NOTE: All 135° point round shank

Letter Size Black Oxide Drill Bits (Bulk)



Item #	Quantity	Diameter	Overall Length	Shank
BL4201	12	A	3-7/8"	0.2340"
BL4202	12	B	4"	0.2380"
BL4203	12	C	4"	0.2420"
BL4204	12	D	4"	0.2460"
BL4205	12	E	4"	0.2500"
BL4206	12	F	4-1/8"	0.2570"
BL4207	6	G	4-1/8"	0.2610"
BL4208	6	H	4-1/8"	0.2660"
BL4209	6	I	4-1/8"	0.2720"
BL4210	6	J	4-1/8"	0.2770"
BL4211	6	K	4-1/4"	0.2810"
BL4212	6	L	4-1/4"	0.2900"
BL4213	6	M	4-3/8"	0.2950"
BL4214	6	N	4-3/8"	0.3020"
BL4215	6	O	4-1/2"	0.3160"
BL4216	6	P	4-5/8"	0.3230"
BL4217	6	Q	4-3/4"	0.3320"
BL4218	6	R	4-3/4"	0.3390"
BL4219	6	S	4-7/8"	0.3480"
BL4220	6	T	4-7/8"	0.3580"
BL4221	6	U	5"	0.3680"
BL4222	6	V	5"	0.3770"
BL4223	6	W	5-1/8"	0.3860"
BL4224	6	X	5-1/8"	0.3970"
BL4225	6	Y	5-1/4"	0.4040"
BL4226	6	Z	5-1/4"	0.4130"

NOTE: All 135° points; all round shank

Fractional Double-End Black Oxide Drill Bits (Bulk)



Item #	Quantity	Diameter	Overall Length	Shank
BL6134	12	7/64"	1-15/16"	7/64"
BL6135	12	1/8"	2-1/8"	1/8"
BL6136	12	9/64"	2-5/32"	9/64"
BL6137	12	5/32"	2-5/32"	5/32"
BL6139	12	3/16"	2-5/16"	3/16"
BL6141	12	7/32"	2-5/16"	7/32"
BL6143	12	1/4"	2-5/16"	1/4"

NOTE: All 135° points

Wire Gauge Double-End Black Oxide Drill Bits (Bulk)



Item #	Quantity	Diameter	Overall Length	Shank
BL6011	12	11	2-5/16"	0.1910"
BL6020	12	20	2-5/32"	0.1610"
BL6030	12	30	2-1/8"	0.1285"

NOTE: All 135° points


Wire Gauge Black Oxide Drill Bits (Bulk)




Item #	Quantity	Diameter	Overall Length	Shank
BL4001	12	1	3-7/8"	0.2280"
BL4002	12	2	3-7/8"	0.2210"
BL4003	12	3	3-3/4"	0.2130"
BL4004	12	4	3-3/4"	0.2090"
BL4005	12	5	3-3/4"	0.2055"
BL4006	12	6	3-3/4"	0.2040"
BL4007	12	7	3-5/8"	0.2010"
BL4008	12	8	3-5/8"	0.1990"
BL4009	12	9	3-5/8"	0.1960"
BL4010	12	10	3-5/8"	0.1935"
BL4011	12	11	3-1/2"	0.1910"
BL4012	12	12	3-1/2"	0.1890"
BL4013	12	13	3-1/2"	0.1850"
BL4014	12	14	3-3/8"	0.1820"
BL4015	12	15	3-3/8"	0.1800"
BL4016	12	16	3-3/8"	0.1770"
BL4017	12	17	3-3/8"	0.1730"
BL4018	12	18	3-1/4"	0.1695"
BL4019	12	19	3-1/4"	0.1660"
BL4020	12	20	3-1/4"	0.1610"
BL4021	12	21	3-1/4"	0.1590"
BL4022	12	22	3-1/8"	0.1570"
BL4023	12	23	3-1/8"	0.1540"
BL4024	12	24	3-1/8"	0.1520"
BL4025	12	25	3"	0.1495"
BL4026	12	26	3"	0.1470"
BL4027	12	27	3"	0.1440"
BL4028	12	28	2-7/8"	0.1405"
BL4029	12	29	2-7/8"	0.1360"
BL4030	12	30	2-3/4"	0.1285"
BL4031	12	31	2-3/4"	0.1200"
BL4032	12	32	2-3/4"	0.1160"
BL4033	12	33	2-5/8"	0.1130"
BL4034	12	34	2-5/8"	0.1110"
BL4035	12	35	2-5/8"	0.1100"
BL4036	12	36	2-1/2"	0.1065"
BL4037	12	37	2-1/2"	0.1040"
BL4038	12	38	2-1/2"	0.1015"
BL4039	12	39	2-3/8"	0.0995"
BL4040	12	40	2-3/8"	0.0980"
BL4041	12	41	2-3/8"	0.0960"
BL4042	12	42	2-1/4"	0.0935"
BL4043	12	43	2-1/4"	0.0890"
BL4044	12	44	2-1/8"	0.0860"
BL4045	12	45	2-1/8"	0.0820"
BL4046	12	46	2-1/8"	0.0810"
BL4047	12	47	2"	0.0785"
BL4048	12	48	2"	0.0760"
BL4049	12	49	2"	0.0730"
BL4050	12	50	2"	0.0700"
BL4051	12	51	2"	0.0670"
BL4052	12	52	1-7/8"	0.0635"
BL4053	12	53	1-7/8"	0.0595"
BL4054	12	54	1-7/8"	0.0550"
BL4055	12	55	1-7/8"	0.0520"
BL4056	12	56	1-3/4"	0.0465"
BL4057	12	57	1-3/4"	0.0430"
BL4058	12	58	1-5/8"	0.0420"
BL4059	12	59	1-5/8"	0.0410"
BL4060	12	60	1-5/8"	0.0400"

NOTE: 31-60: 118° point; 1-30: 135° point

Black Oxide Drill Bit Sets



BL20



BL0029

Item #	# of Pieces	Includes	Case Type
BL0008	8	(1) 9/16", (1) 5/8", (1) 11/16", (1) 3/4", (1) 13/16", (1) 7/8", (1) 15/16", (1) 1"	Metal index
BL10	10	(1) 1/16", (1) 5/64", (1) 3/32", (1) 7/64", (1) 1/8", (1) 9/64", (1) 5/32", (1) 3/16", (1) 7/32", (1) 1/4"	Plastic
BL0013	13	(1) 1/16", (1) 5/64", (1) 3/32", (1) 7/64", (1) 1/8", (1) 9/64", (1) 5/32", (1) 11/64", (1) 3/16", (1) 13/64", (1) 7/32", (1) 15/64", (1) 1/4"	Metal index
BL0015	15	(1) 1/16", (1) 3/32", (1) 1/8", (1) 5/32", (1) 3/16", (1) 7/32", (1) 1/4", (1) 9/32", (1) 5/16", (1) 11/32", (1) 3/8", (1) 13/32", (1) 7/16", (1) 15/32", (1) 1/2"	Metal index
BL15	15	(2) 1/16", (2) 5/64", (1) 3/32", (2) 7/64", (1) 1/8", (1) 9/64", (1) 5/32", (1) 11/64", (1) 3/16", (1) 7/32", (1) 1/4", (1) 3/8"	Plastic
BL20	20	(2) 1/16", (2) 5/64", (2) 3/32", (2) 7/64", (2) 1/8", (1) 9/64", (1) 5/32", (1) 11/64", (2) 3/16", (1) 7/32", (1) 1/4", (1) 5/16", (1) 3/8", (1) 1/2"	Brute Tough™
BL0021	21	(1) 1/16", (1) 5/64", (1) 3/32", (1) 7/64", (1) 1/8", (1) 9/64", (1) 5/32", (1) 11/64", (1) 3/16", (1) 13/64", (1) 7/32", (1) 15/64", (1) 1/4", (1) 17/64", (1) 9/32", (1) 19/64", (1) 5/16", (1) 21/64", (1) 11/32", (1) 23/64", (1) 3/8"	Metal index
BL0026	26	Letter-size jobber length A to Z	Metal index
BL0029	29	(1) 1/16", (1) 5/64", (1) 3/32", (1) 7/64", (1) 1/8", (1) 9/64", (1) 5/32", (1) 11/64", (1) 3/16", (1) 13/64", (1) 7/32", (1) 15/64", (1) 1/4", (1) 17/64", (1) 9/32", (1) 19/64", (1) 5/16", (1) 21/64", (1) 11/32", (1) 23/64", (1) 3/8", (1) 25/64", (1) 13/32", (1) 27/64", (1) 7/16", (1) 29/64", (1) 15/32", (1) 31/64", (1) 1/2"	Metal index
BL0060	60	Wire-gauge jobber length sizes #1 to #60	Metal index
BL4115	115	Wire-gauge drill bits: #1-#60; letter drill bits: A-Z; fractional jobber bits: (1) 1/16", (1) 5/64", (1) 3/32", (1) 7/64", (1) 1/8", (1) 9/64", (1) 5/32", (1) 11/64", (1) 3/16", (1) 13/64", (1) 7/32", (1) 15/64", (1) 1/4", (1) 17/64", (1) 9/32", (1) 19/64", (1) 5/16", (1) 21/64", (1) 11/32", (1) 23/64", (1) 3/8", (1) 25/64", (1) 13/32", (1) 27/64", (1) 7/16", (1) 29/64", (1) 15/32", (1) 31/64", (1) 1/2"	Metal index



Titanium

Titanium Coated Drill Bits




Item #	Qty.	Diameter	Overall Length	Shank	Bulk Item #	Bulk Qty.
TI2131	2	1/16"	1-7/8"	1/16"	TI4131	12
TI2132	2	5/64"	2"	5/64"	TI4132	12
TI2133	2	3/32"	2-1/4"	3/32"	TI4133	12
TI2134	2	7/64"	2-5/8"	7/64"	TI4134	12
TI2135	2	1/8"	2-3/4"	1/8"	TI4135	12
TI2136	1	9/64"	2-7/8"	9/64"	TI4136	12
TI2137	1	5/32"	3-1/8"	5/32"	TI4137	12
TI2138	1	11/64"	3-1/4"	11/64"	TI4138	12
TI2139	1	3/16"	3-1/2"	3/16"	TI4139	12
TI2140	1	13/64"	3-5/8"	13/64"	TI4140	12
TI2141	1	7/32"	3-3/4"	7/32"	TI4141	12
TI2142	1	15/64"	13-7/8"	15/64"	TI4142	12
TI2143	1	1/4"	4"	1/4"	TI4143	12
TI2144	1	17/64"	4-1/8"	17/64"	TI4144	6
TI2145	1	9/32"	4-1/4"	9/32"	TI4145	6
TI2146	1	19/64"	4-3/8"	19/64"	TI4146	6
TI2147	1	5/16"	4-1/2"	5/16"	TI4147	6
TI2148	1	21/64"	4-5/8"	21/64"	TI4148	6
TI2149	1	11/32"	4-3/4"	11/32"	TI4149	6
TI2150	1	23/64"	4-7/8"	23/64"	TI4150	6
TI2151	1	3/8"	5"	3/8"	TI4151	6
TI2152	1	25/64"	5-1/8"	3/8"	TI4152	6
TI2153	1	13/32"	5-1/4"	3/8"	TI4153	6
TI2154	1	27/64"	5-3/8"	3/8"	TI4154	6
TI2155	1	7/16"	5-1/2"	3/8"	TI4155	6
TI2156	1	29/64"	5-5/8"	3/8"	TI4156	6
TI2157	1	15/32"	5-3/4"	3/8"	TI4157	6
TI2158	1	31/64"	5-7/8"	3/8"	TI4158	6
TI2159	1	1/2"	6"	3/8"	TI4159	6


NOTE: 1/16"-7/64": 118° point; 1/8" and larger: 135° point; three flat shank 3/16" and larger



Titanium Coated Drill Bit Sets



TI18



TI4029

Item #	# of Pieces	Includes	Case Type
TI10	10	(1) 1/16", (1) 5/64", (1) 3/32", (1) 7/64", (1) 1/8", (1) 9/64", (1) 5/32", (1) 3/16", (1) 7/32", (1) 1/4"	Heavy-duty plastic
TI13	13	(1) 1/16", (1) 9/64", (1) 1/4", (1) 5/64", (1) 5/32", (1) 7/32", (1) 3/32", (1) 11/64", (1) 15/64", (1) 7/64", (1) 3/16", (1) 1/8", (1) 13/64"	Brute Tough™
TI4013	13	(1) 1/16", (1) 5/64", (1) 3/32", (1) 7/64", (1) 1/8", (1) 9/64", (1) 5/32", (1) 11/64", (1) 3/16", (1) 13/64", (1) 7/32", (1) 15/64", (1) 1/4"	Metal index
TI15	15	(2) 1/16", (2) 5/64", (1) 3/32", (2) 7/64", (1) 1/8", (1) 9/64", (1) 5/32", (1) 11/64", (1) 3/16", (1) 7/32", (1) 1/4", (1) 3/8"	Plastic
TI18	18	(2) 1/16", (2) 5/64", (1) 3/32", (2) 7/64", (2) 1/8", (1) 9/64", (1) 5/32", (1) 11/64", (1) 3/16", (1) 7/32", (1) 1/4", (1) 5/16", (1) 3/8", (1) 1/2"	Brute Tough™
TI21	21	(2) 1/16", (2) 5/64", (2) 3/32", (2) 7/64", (2) 1/8", (1) 9/64", (1) 5/32", (1) 11/64", (1) 3/16", (1) 13/64", (1) 7/32", (1) 15/64", (1) 1/4", (1) 5/16", (1) 3/8", (1) 1/2"	Brute Tough™
TI4029	29	(1) 1/16", (1) 5/64", (1) 3/32", (1) 7/64", (1) 1/8", (1) 9/64", (1) 5/32", (1) 11/64", (1) 3/16", (1) 13/64", (1) 7/32", (1) 15/64", (1) 1/4", (1) 17/64", (1) 9/32", (1) 19/64", (1) 5/16", (1) 21/64", (1) 11/32", (1) 23/64", (1) 3/8", (1) 25/64", (1) 13/32", (1) 27/64", (1) 7/16", (1) 29/64", (1) 15/32", (1) 31/64", (1) 1/2"	Metal index

Cobalt

Cobalt Drill Bits



Item #	Qty.	Diameter	Overall Length	Shank	Bulk Item #	Bulk Qty.
—	—	1/64"	3/4"	1/64"	CO4128	12
—	—	1/32"	1-3/8"	1/32"	CO4129	12
—	—	3/64"	1-3/4"	3/64"	CO4130	12
CO2131	1	1/16"	1-7/8"	1/16"	CO4131	12
CO2132	1	5/64"	2"	5/64"	CO4132	12
CO2133	1	3/32"	2-1/4"	3/32"	CO4133	12
CO2134	1	7/64"	2-5/8"	7/64"	CO4134	12
CO2135	1	1/8"	2-3/4"	1/8"	CO4135	12
CO2136	1	9/64"	2-7/8"	9/64"	CO4136	12
CO2137	1	5/32"	3-1/8"	5/32"	CO4137	12
CO2138	1	11/64"	3-1/4"	11/64"	CO4138	12
CO2139	1	3/16"	3-1/2"	3/16"	CO4139	12
CO2140	1	13/64"	3-5/8"	13/64"	CO4140	12
CO2141	1	7/32"	3-3/4"	7/32"	CO4141	12
CO2142	1	15/64"	3-7/8"	15/64"	CO4142	12
CO2143	1	1/4"	4"	1/4"	CO4143	12
CO2144	1	17/64"	4-1/8"	17/64"	CO4144	6


Item #	Qty.	Diameter	Overall Length	Shank	Bulk Item #	Bulk Qty.
CO2145	1	9/32"	4-1/4"	9/32"	CO4145	6
CO2146	1	19/64"	4-3/8"	19/64"	CO4146	6
CO2147	1	5/16"	4-1/2"	5/16"	CO4147	6
CO2148	1	21/64"	4-5/8"	21/64"	CO4148	6
CO2149	1	11/32"	4-3/4"	11/32"	CO4149	6
CO2150	1	23/64"	4-7/8"	23/64"	CO4150	6
CO2151	1	3/8"	5"	3/8"	CO4151	6
CO2152	1	25/64"	5-1/8"	25/64"	CO4152	6
CO2153	1	13/32"	5-1/4"	13/32"	CO4153	6
CO2154	1	27/64"	5-3/8"	27/64"	CO4154	6
CO2155	1	7/16"	5-1/2"	7/16"	CO4155	6
CO2156	1	29/64"	5-5/8"	29/64"	CO4156	6
CO2157	1	15/32"	5-3/4"	15/32"	CO4157	6
CO2158	1	31/64"	5-7/8"	31/64"	CO4158	6
CO2159	1	1/2"	6"	1/2"	CO4159	6

NOTE: 1/64"–7/64": 118° point; 1/8" and larger: 135° point; three flat shank 3/16" and larger

Cobalt Drill Bit Sets



CO18



CO4029

Item #	# of Pieces	Includes	Case Type
CO10	10	(1) 1/16", (1) 5/64", (1) 3/32", (1) 7/64", (1) 1/8", (1) 9/64", (1) 5/32", (1) 3/16", (1) 7/32", (1) 1/4"	Plastic drill index
CO4013	13	(1) 1/16", (1) 5/64", (1) 3/32", (1) 7/64", (1) 1/8", (1) 9/64", (1) 5/32", (1) 11/64", (1) 3/16", (1) 13/64", (1) 7/32", (1) 15/64", (1) 1/4"	Metal index
CO18	18	(2) 1/16", (2) 5/64", (1) 3/32", (2) 7/64", (2) 1/8", (1) 9/64", (1) 5/32", (1) 11/64", (1) 3/16", (1) 7/32", (1) 1/4", (1) 5/16", (1) 3/8", (1) 1/2"	Plastic
CO4029	29	(1) 1/16", (1) 5/64", (1) 3/32", (1) 7/64", (1) 1/8", (1) 9/64", (1) 5/32", (1) 11/64", (1) 3/16", (1) 13/64", (1) 7/32", (1) 15/64", (1) 1/4", (1) 17/64", (1) 9/32", (1) 19/64", (1) 5/16", (1) 21/64", (1) 11/32", (1) 23/64", (1) 3/8", (1) 25/64", (1) 13/32", (1) 27/64", (1) 7/16", (1) 29/64", (1) 15/32", (1) 31/64", (1) 1/2"	Metal index


Countersinks

High-Speed Steel Countersinks



Item #	Diameter	Chamfer Angle	Shank	Number of Flutes
CSH1C	1/2"	82°	1/4"	5
CSH2C	5/8"	82°	1/4"	5
CSH3C	3/4"	82°	1/4"	5

Titanium-Coated Countersinks



Item #	Diameter	Chamfer Angle	Shank	Number of Flutes
CST1	1/2"	82°	1/4"	5
CST2	5/8"	82°	1/4"	5
CST3	3/4"	82°	1/4"	5

NOTE: Drill bits (or extension + drill bit) in excess of 8" should never exceed 600 RPM

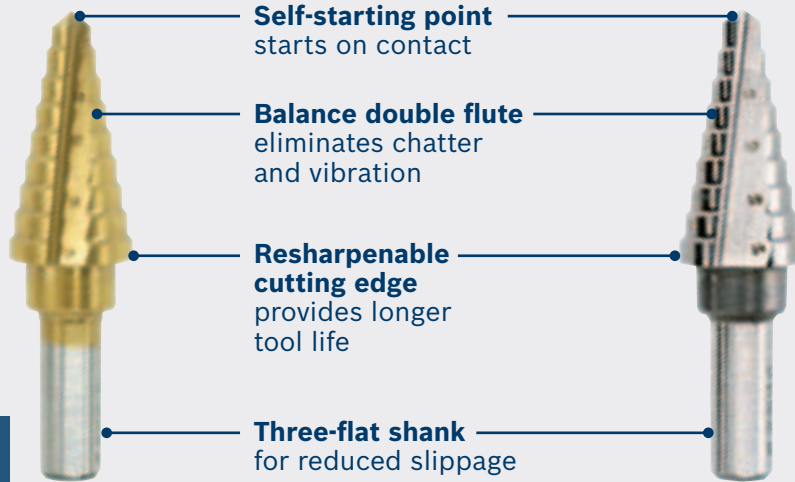


Toll free: 877-BOSCH-99

Step Drill Bits

Bosch's line of step drills offer the ability to drill multiple holes with a single bit. Cuts are clean and accurate even in the toughest material. Ideal for electrical, plumbing and HVAC contractors.

Super-hard titanium coating lasts up to six times longer than high-speed steel



High-speed steel

High-Speed Steel Step Drill Bits



Item #	Diameter (Increments)	Step Depth	Number of Hole Sizes	Shank Diameter	Application	Point Type
SDH1	1/8"-1/2" (1/32")	1/8"	13	1/4"	All common drilling needs	Self-starting
SDH6	3/16"-1/2" (1/16")	3/8"	6	1/4"	All common drilling needs	Self-starting
SDH2	3/16"-7/8" (1/16")	1/8"	12	3/8"	All common drilling needs	Self-starting
SDH3	1/4"-3/4" (1/16")	1/8"	9	3/8"	Ideal for cutting medium size holes	Self-starting
SDH4	1/4"-7/8"-1-1/8"	5/32"	3	3/8"	For 1/2" and 3/4" conduit	Self-starting
SDH10	1/4"-1-3/8" (1/8")	1/8"	10	3/8"	For 1" conduit and tubing	Self-starting
SDH8	1/2"	—	1	1/4"	Knockout	Self-starting
SDH7	9/16"-1" (1/16")	1/8"	8	3/8"	Companion bit to SDH1 for diameter range 1/8" to 1" (requires 1/2" pilot hole)	For hole enlarging
SDH9	13/16"-1-3/8" (1/16")	1/8"	10	1/2"	For 1" conduit and tubing (requires 3/4" pilot hole)	For hole enlarging
SDH5	7/8"	—	1	3/8"	Drill perfect size holes for conduit. Ideal for drawbolt and miniature pilot light holes	Self-starting

NOTE: Drill bits (or extension + drill bit) in excess of 8" should never exceed 600 RPM

Titanium-Coated Step Drill Bits



Item #	Diameter (Increments)	Step Depth	Number of Hole Sizes	Shank Diameter	Application	Point Type
SDT1	1/8"-1/2" (1/32")	1/8"	13	1/4"	All common drilling needs	Self-starting
SDT6	3/16"-1/2" (1/16")	3/8"	6	1/4"	All common drilling needs	Self-starting
SDT2	3/16"-7/8" (1/16")	1/8"	12	3/8"	All common drilling needs	Self-starting
SDT3	1/4"-3/4" (1/16")	1/8"	9	3/8"	Ideal for cutting medium size holes	Self-starting
SDT4	1/4"-7/8"-1-1/8"	5/32"	3	3/8"	For 1/2" and 3/4" conduit	Self-starting
SDT10	1/4"-1-3/8" (1/8")	1/8"	10	3/8"	For 1" conduit and tubing	Self-starting
SDT8	1/2"	—	1	1/4"	Knockout	Self-starting
SDT7	9/16"-1" (1/16")	1/8"	8	3/8"	Companion bit to SDT1 for diameter range 1/8" to 1" (requires 1/2" pilot hole)	For hole enlarging
SDT9	13/16"-1-3/8" (1/16")	1/8"	10	1/2"	For 1" conduit and tubing (requires 3/4" pilot hole)	For hole enlarging
SDT5	7/8"	—	1	3/8"	Drill perfect size holes for conduit. Ideal for drawbolt and miniature pilot light holes	Self-starting

NOTE: Drill bits (or extension + drill bit) in excess of 8" should never exceed 600 RPM



Taps and Dies

Tap and Drill Bit Selection Guide

American Standard and Unified Form Threads Tap drill size is approximately 75% of threaded depth.

Thread Nominal Size	Standard	Drill Size	Decimal
0-80	NF	3/64"	.0469"
1-64	NC	53	.0595"
1-72	NF	53	.0595"
2-56	NC	50	.0700"
2-64	NF	50	.0700"
3-48	NC	47	.0785"
3-56	NF	45	.0820"
4-40	NC-UNC	43	.0890"
4-48	NF	42	.0935"
5-40	NC	38	.1015"
5-44	NF	37	.1040"
6-32	NC-UNC	36	.1065"
6-40	NF	33	.1130"
8-32	NC-UNC	29	.1360"
8-36	NF	29	.1360"
10-24	NC-UNC	25	.1495"
10-32	NF-UNF	21	.1590"
3/16-24	NS	26	.1470"
3/16-32	NS	22	.1570"
12-24	NC	16	.1770"
12-28	NF	14	.1820"
14-20	NS	10	.1935"
1/4-20	NC-UNC	7	.2010"
1/4-28	NF-UNF	3	.2130"
5/16-18	NC-UNC	F	.2570"
5/16-24	NF-UNF	I	.2720"
3/8-16	NC-UNC	5/16"	.3125"
3/8-24	NF-UNF	Q	.3320"
7/16-14	NC-UNC	U	.3680"
7/16-20	NF-UNF	25/64"	.3906"
1/2-13	NC-UNC	27/64"	.4219"
1/2-20	NF-UNF	29/64"	.4531"
9/16-12	NC-UNC	31/64"	.4844"
9/16-18	NF-UNF	33/64"	.5156"
5/8-11	NC-UNC	17/32"	.5312"
5/8-18	NF-UNF	37/64"	.5781"
3/4-10	NC-UNC	21/32"	.6562"
3/4-16	NF-UNF	11/16"	.6875"
7/8-9	NC-UNC	49/64"	.7656"
7/8-14	NF-UNF	13/16"	.8125"
1-8	NC-UNC	7/8"	.8750"
1-14	NS	15/16"	.9375"
1-1/8-7	NC-UNC	63/64"	.9844"
1-1/8-12	NF-UNF	1-3/64"	1.0469"
1-1/4-7	NCUNC	1-7/64"	1.1094"
1-1/4-12	NF-UNF	1-11/64"	1.1719"
1-3/8-6	NC-UNC	1-7/32"	1.2188"
1-3/8-12	NF-UNF	1-19/64"	1.2969"
1-1/2-6	NC-UNC	1-11/32"	1.3438"
1-1/2-12	NF-UNF	1-27/64"	1.4219"
1-3/4-5	NC-UNC	1-9/16"	1.5625"
2-4-1/2	NC-UNC	1-25/32"	1.7813"
2-1/4-4-1/2	NC-UNC	2-1/32"	2.0313"
2-1/2-4	NC-UNC	2-1/4"	2.2500"
2-3/4-4	NC-UNC	2-1/2"	2.5000"
3-4	NC-UNC	2-3/4"	2.7500"
3-1/4-4	NC-UNC	3"	3.0000"
3-1/4-4	NC-UNC	3-1/4"	3.2500"
3-3/4-4	NC-UNC	3-1/2"	3.5000"
4-4	NC-UNC	3-3/4"	3.7500"

Metric Threads

French International Standard (D.I.N.)

Tap Size	Standard	Drill Size	Decimal
2.5-.45	French	5/64"	.0781"
2.6-.45	D.I.N.	#45	.0820"
3-.50	D.I.N.	#40	.0980"
3-.60	French	#39	.0995"
3-.75	Optional	#43	.8090"
3.5-.60	French & D.I.N.	#33	.1130"
4-.70	D.I.N.	1/8"	.1250"
4-.75	French	1/8"	.1250"
4.5-.75	French & D.I.N.	#26	.1470"
5-.75	Optional	#19	.1660"
5-.80	D.I.N.	11/64"	.1719"
5-.90	French	#20	.1610"
5-1.00	Optional	5/32"	.1563"
5.5-.75	Optional	3/16"	.1875"
5.5-.90	French & D.I.N.	#14	.1820"
6-1.00	French & D.I.N.	13/64"	.2031"
6-1.25	Optional	3/16"	.1875"
7-1.00	French & D.I.N.	15/64"	.2344"
7-1.25	Optional	#1	.2280"
8-1.00	French	J	.2770"
8-1.25	D.I.N.	17/64"	.2656"
9-1.00	French	5/16"	.3125"
9-1.25	D.I.N.	5/16"	.3125"
10-1.00	Optional	23/64"	.3594"
10-1.25	Optional	11/32"	.3437"
10-1.50	French & D.I.N.	11/32"	.3437"
11-1.50	D.I.N.	3/8"	.3750"
12-1.25	Optional	7/16"	.4375"
12-1.50	French	13/32"	.4063"
12-1.75	D.I.N.	27/64"	.4219"
12-1.75	Optional	29/64"	.4531"
13-1.50	Optional	29/64"	.4531"
13-2.00	Optional	7/16"	.4375"
14-1.25	Optional	33/64"	.5156"
14-1.75	Optional	1/2"	.5000"
14-2.00	French & D.I.N.	15/32"	.4687"
15-1.75	Optional	17/32"	.5313"
15-2.00	Optional	33/64"	.5156"
16-1.50	Optional	37/64"	.5781"
16-2.00	French & D.I.N.	35/64"	.5469"
17-2.00	Optional	19/32"	.5937"
18-1.50	Optional	21/32"	.6563"

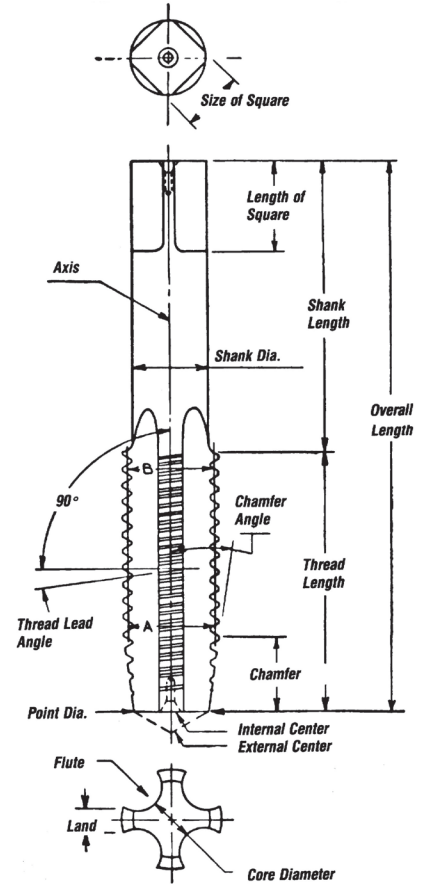
Taper Pipe—For tapping without reaming

Thread	Drill	Thread	Drill	Thread	Drill
1/16"	D	3/4"	59/64"	2-1/2"	2-5/8"
1/8"	R	1"	1-5/32"	3"	3-1/4"
1/4"	7/16"	1-1/4"	1-1/2"	3-1/2"	3-3/34"
3/8"	37/64"	1-1/2"	1-47/64"	4"	4-1/4"
1/2"	45/64"	2"	2-7/32"	-	-

Straight Pipe

Thread	Drill	Thread	Drill	Thread	Drill
1/16"	1/4"	1/2"	23/32"	1-1/2"	1-3/4"
1/8"	11/32"	3/4"	59/64"	2"	2-7/32"
1/4"	7/16"	1"	1-5/32"	2-1/2"	2-21/32"
3/8"	37/64"	1-1/4"	1-1/2"	-	-

Black Oxide Taps and Dies



Note: Tap and die size is indicated by two numbers. The first number represents the diameter of the screw or bolt. The second number represents threads per inch. The letters after the tap size indicate particular screw or bolt standard:

- NC** = National Coarse
- NF** = National Fine
- NS** = National Special
- NEF** = National Extra Fine
- NPT** = National Pipe Taper
- BSP** = British Standard Pipe
- D.I.N.** = French International Standard

Example: A 1/4-20 NC tap will cut 1/4" outside diameter with 20 threads per inch for a National Coarse-type screw.

Product Info—Tap Point Styles

Taper



Taper

- ▶ 8–10 chamfered threads at the tip ideal for starting threads in tough materials
- ▶ Longest chamfer of all three types
- ▶ Commonly used in through holes and with materials where a guide is necessary
- ▶ Requires less torque due to more working teeth

Plug



Plug (most widely used)

- ▶ General purpose tap, with 3–5 chamfered threads
- ▶ Used when there is sufficient room on a blind hole and tapping to the bottom is not required

Bottoming



Bottoming

- ▶ Used after the threads have been started
- ▶ 1–3 chamfered threads at the tip are enough to start the hole and taps all the way to the bottom



Black Oxide Plug Taps (Bulk)



Item #	Size and Thread	Standard	Corresponding Drill Size (if applicable)	# Pieces/Pack	Order in Multiples of
95397	4-40	NC	#43	5	5
95406	6-32	NC	#36	5	5
95409	8-32	NC	#29	5	5
95412	10-24	NC	#25	5	5
95415	10-32	NF	#21	5	5
95418	12-24	NC	#16	5	5
95421	14-20	NS	#10	5	5
95432	1/4-20	NC	#7	5	5
95435	1/4-28	NF	#3	5	5
95438	5/16-18	NC	F	5	5
95441	5/16-24	NF	I	5	5
95444	3/8-16	NC	5/16	5	5
95447	3/8-24	NF	Q	5	5
95450	7/16-14	NC	U	5	5
95453	7/16-20	NF	25/64	5	5
95456	1/2-13	NC	27/64	5	5
95459	1/2-20	NF	29/64	5	5
95462	9/16-12	NC	31/64	1	1
95465	9/16-18	NF	33/64	1	1
95468	5/8-11	NC	17/32	1	1
95471	3/4-10	NC	21/32	1	1
95474	3/4-16	NF	11/16	1	1
95477	7/8-9	NC	49/64	1	1
95480	7/8-14	NF	13/16	1	1
95483	1-8	NC	7/8	1	1
96303	3mm - .50	D.I.N.	#40	5	5
96304	3mm - .60	French	#39	5	5
96305	4mm - .70	D.I.N.	1/8	5	5
96306	4mm - .75	French	1/8	5	5
96307	5mm - .80	D.I.N.	11/64	5	5
96308	5mm - .90	French	#20	5	5
96309	6mm - 1.00	French and D.I.N.	13/64	5	5
96310	7mm - 1.00	French and D.I.N.	15/64	5	5
96311	8mm - 1.25	D.I.N.	17/64	5	5
96314	10mm - 1.25	Optional	11/32	5	5
96315	10mm - 1.50	French and D.I.N.	11/32	5	5
96316	11mm - 1.50	D.I.N.	3/8	5	5
96317	12mm - 1.50	French	13/32	5	5
96318	12mm - 1.75	D.I.N.	27/64	5	5

Black Oxide Taper Taps (Bulk)



Item #	Size and Thread	Standard	Corresponding Drill Size (if applicable)	# Pieces/Pack	Order in Multiples of
95399	4-40	NC	#43	5	5
95408	6-32	NC	#36	5	5
95411	8-32	NC	#29	5	5
95414	10-24	NC	#25	5	5
95417	10-32	NF	#21	5	5
95420	12-24	NC	#16	5	5
95424	14-20	NS	#10	5	5
95434	1/4-20	NC	#7	5	5
95437	1/4-28	NF	#3	5	5
95440	5/16-18	NC	F	5	5
95443	5/16-24	NF	I	5	5
95446	3/8-16	NC	5/16	5	5
95458	1/2-13	NC	27/64	5	5
95461	1/2-20	NF	29/64	5	5

Black Oxide Bottoming Taps (Bulk)



Item #	Size and Thread	Standard	Corresponding Drill Size (if applicable)	# Pieces/Pack	Order in Multiples of
95398	4-40	NC	#43	1	5
95407	6-32	NC	#36	5	5
95410	8-32	NC	#29	5	5
95413	10-24	NC	#25	5	5
95416	10-32	NF	#21	5	5
95419	12-24	NC	#16	5	5
95423	14-20	NS	#10	5	5
95433	1/4-20	NC	#7	5	5
95436	1/4-28	NF	#3	5	5
95439	5/16-18	NC	F	5	5
95442	5/16-24	NF	I	5	5
95445	3/8-16	NC	5/16	5	5
95448	3/8-24	NF	Q	5	5
95451	7/16-14	NC	U	5	5
95457	1/2-13	NC	27/64	5	5
95460	1/2-20	NF	29/64	1	5

Pipe Taps (Bulk)



Item #	Size and Thread	Standard	Corresponding Drill Size (if applicable)	# Pieces/Pack	Order in Multiples of
95492	1/8-27	NPT	R	5	5
95495	1/4-18	NPT	7/16	5	5
95498	3/8-18	NPT	37/64	5	5
B44504	1/2-14	NPT	45/64	1	1
B44505	3/4-14	NPT	59/64	1	1
B44509	2-11 1/2	NPT	—	1	1

Black Oxide Pipe Dies (Bulk)



Item #	Size and Thread	Standard	Width Across Flat	# Pieces/Pack	Order in Multiples of
95739	1/8-27	NPT	1"	5	5
95738	1/4-18	NPT	1"	5	5
95740	1/4-18	NPT	1-7/16"	1	1
95722	3/8-18	NPT	1-7/8"	1	1
95735	1/2-14	NPT	1-7/8"	1	1
96336	1/8-28	BSP	1"	5	5



Black Oxide Hex Dies (Bulk)




Item #	Size and Thread	Width Across Flat	Standard	# Pieces/Pack	Order in Multiples of
95680	4-40	1"	NC	5	5
95683	6-32	1"	NC	5	5
95686	8-32	1"	NC	5	5
95689	10-24	1"	NC	5	5
95692	10-32	1"	NF	5	5
95695	12-24	1"	NC	5	5
95709	1/4-20	1"	NC	5	5
95712	1/4-28	1"	NF	5	5
95715	5/16-18	1"	NC	5	5
95718	5/16-24	1"	NF	5	5
95721	3/8-16	1"	NC	5	5
95724	3/8-24	1"	NF	5	5
95727	7/16-14	1"	NC	5	5
95730	7/16-20	1"	NF	5	5
95733	1/2-13	1"	NC	5	5
95736	1/2-20	1"	NF	5	5
95734	1/2-13	1-7/16"	NC	1	1
B46022	9/16-12	1-7/16"	NC	1	1
B46023	9/16-18	1-7/16"	NF	1	1
B46024	5/8-11	1-7/16"	NC	1	1
B46025	5/8-18	1-7/16"	NF	1	1
B46026	3/4-10	1-7/16"	NC	1	1
B46027	3/4-16	1-7/16"	NF	1	1
B46028	7/8-9	1-13/16"	NC	1	1
B46029	7/8-14	1-13/16"	NF	1	1
B46030	1-8	1-13/16"	NC	1	1
95772	1-12	1-7/8"	NF	1	1
96320	3mm - .50	1"	-	5	5
96321	3mm - .60	1"	-	5	5
96322	4mm - .70	1"	-	5	5
96323	4mm - .75	1"	-	5	5
96324	5mm - .80	1"	-	5	5
96325	5mm - .90	1"	-	5	5
96326	6mm - 1.00	1"	-	5	5
96327	7mm - 1.00	1"	-	5	5
96328	8mm - 1.25	1"	-	5	5
96330	9mm - 1.25	1"	-	5	5
96331	10mm - 1.25	1"	-	5	5
96332	10mm - 1.50	1"	-	5	5
96333	11mm - 1.50	1"	-	5	5
96334	12mm - 1.50	1"	-	5	5
96335	12mm - 1.75	1"	-	5	5

Black Oxide Screw Extractors (Bulk)



Item #	Size and Thread	Corresponding Drill Size (if applicable)	# Pieces/Pack	Order in Multiples of
95785	#1 spiral flute	5/64	5	5
95788	#2 spiral flute	7/64	5	5
95791	#3 spiral flute	5/32	5	5
95794	#4 spiral flute	1/4	5	5
95797	#5 spiral flute	17/64	5	5
95800	#6 spiral flute	13/32	1	1
95803	#7 spiral flute	17/32	1	1
95806	#8 spiral flute	13/16	1	1
95809	#9 spiral flute	1-1/8	1	1
B46212	5 pc spiral flute (#1-#5) (carded)	-	5	1
95786	#1 straight flute	1/8	5	5
95789	#2 straight flute	3/16	5	5
95792	#3 straight flute	15/64	5	5
95795	#4 straight flute	5/16	5	5
95798	#5 straight flute	3/8	5	5
95801	#6 straight flute	15/32	1	1
95804	#7 straight flute	9/16	1	1
B44815	5 pc straight flute (#1-#5) (carded)	-	5	1

Black Oxide Tap and Die Sets



Black Oxide
12 pc Tap Set
B44711



Black Oxide
40 pc Tap and Die Set
B44717



Black Oxide
58 pc Tap and Die Set
B44713

Item #	# of Pieces	Includes	Order in Multiples of	Case Type
B46212	5	Spiral flute screw extractors (carded): (1) #1, (1) #2, (1) #3, (1) #4, (1) #5	1	Card
B44815	5	Straight flute screw extractors (carded): (1) #1, (1) #2, (1) #3, (1) #4, (1) #5	1	Card
B46215	12	Spiral extractors: #1-#6; drill bits: (1) 5/64", (1) 7/64", (1) 5/32", (1) 1/4", (1) 17/64", (1) 13/32"	1	Brute Tough™
B44710	11	Taps: (1) 6-32, (1) 8-32, (1) 10-24, (1) 10-32, (1) 1/4-20; drill bits: (1) #36, (1) #29, (1) #25, (1) #21, (1) #7; (1) T-handle wrench	1	Brute Tough™

Item #	# of Pieces	Includes (taps)	Includes (dies)	Includes (handle and accessories)	Order in Multiples of	Case Type
B44711	12	Plug taps: (1) 6-32, (1) 8-32, (1) 10-24, (1) 10-32, (1) 12-24, (1) 1/4-20, (1) 1/4-28, (1) 5/16-18, (1) 3/8-16, (1) 7/16-14, (1) 1/2-13, (1) 1/8-27	—	—	1	Brute Tough™
B44712	19	Plug taps: (1) 10-24, (1) 6-32, (1) 8-32, (1) 10-32, (1) 1/4-20, (1) 1/4-28, (1) 5/16-18, (1) 5/16-24, (1) 3/8-16, (1) 3/8-24	1" hex dies: (1) #60, (1) 1/4-20, (1) 1/4-28, (1) 5/16-18, (1) 5/16-24, (1) 3/8-16, (1) 3/8-24	(1) tap adapter, (1) T-handle wrench	1	Plastic
B44713	58	Plug taps: (1) 6-32, (1) 8-32, (1) 10-24, (1) 10-32, (1) 12-24, (1) 1/4-20, (1) 1/4-28, (1) 5/16-18, (1) 5/16-24, (1) 3/8-16, (1) 3/8-24, (1) 7/16-14, (1) 7/16-20, (1) 1/2-13, (1) 1/2-20, (1) 9/16-12, (1) 9/16-18, (1) 5/8-11, (1) 5/8-18, (1) 3/4-10, (1) 3/4-16, (1) 1/8-27, (1) 1/4-18	1" hex dies: (1) 6-32, (1) 8-32, (1) 10-24, (1) 10-32, (1) 12-24, (1) 1/4-20, (1) 1/4-28, (1) 5/16-18, (1) 5/16-24, (1) 3/8-16, (1) 3/8-24, (1) 7/16-14, (1) 7/16-20, (1) 1/2-13, (1) 1/2-20, (1) 1/8-27; pipe die: (1) 1/4-18; 1-7/16" hex dies: (1) 9/16-12, (1) 9/16-18, (1) 5/8-11, (1) 5/8-18, (1) 3/4-10, (1) 3/4-16	Spiral screw extractors #1-5, (1) tap wrench 1/4-1/2, (1) tap wrench 1/2-3/4, (1) T-handle wrench, (1) 1" hex die stock, (1) 1-7/16" hex die stock, (1) #5 screwdriver, (1) screw pitch gauge	1	Plastic
B44714	19	Plug taps: (1) 3mm × 0.60, (1) 4mm × 0.70, (1) 4mm × 0.75, (1) 5mm × 0.80, (1) 6mm × 1.00, (1) 7mm × 1.00, (1) 8mm × 1.25, (1) 9mm × 1.25, (1) 10mm × 1.25, (1) 10mm × 1.50	(1) 1" 6mm × 1.00, (1) 1" 7mm × 1.00, (1) 1" 8mm × 1.25, (1) 1" 9mm × 1.25, (1) 1" 10mm × 1.25, (1) 1" 10mm × 1.50	(1) 1" hex die stock, (1) die stock/tap adapter, (1) T-handle wrench	1	Plastic
B44716	77	Plug taps: (1) 4-40, (1) 6-32, (1) 8-32, (1) 10-24, (1) 10-32, (1) 12-24, (1) 1/4-20, (1) 1/4-28, (1) 5/16-18, (1) 5/16-24, (1) 3/8-16, (1) 3/8-24, (1) 7/16-14, (1) 7/16-20, (1) 1/2-13, (1) 1/2-20, (1) 9/16-12, (1) 9/16-18, (1) 5/8-11, (1) 5/8-18, (1) 3/4-10, (1) 3/4-16, (1) 7/8-9, (1) 7/8-14, (1) 1-8, (1) 1-12; pipe taps: (1) 1/8-27, (1) 1/4-18, (1) 3/8-18, (1) 1/2-14	1" hex dies: (1) 4-40, (1) 6-32, (1) 8-32, (1) 10-24, (1) 10-32, (1) 12-24, (1) 1/4-20, (1) 1/4-28, (1) 5/16-18, (1) 5/16-24, (1) 3/8-16, (1) 3/8-24, (1) 7/16-14, (1) 7/16-20, (1) 1/2-13, (1) 1/2-20; 1-7/16" hex dies: (1) 1/4-18, (1) 1/2-13, (1) 1/2-20, (1) 9/16-12, (1) 9/16-18, (1) 5/8-11, (1) 5/8-18, (1) 3/4-10, (1) 3/4-16; 1-7/8" hex dies: (1) 7/8-9, (1) 7/8-14; (1) 1-8; (1) 1-12; 1-7/8" pipe dies: (1) 3/8-18, (1) 1/2-14	Spiral screw extractors #1-7, (1) #5 screwdriver, (1) tap wrench 1/4-1/2, (1) screw pitch gauge, (1) 1" hex die stock, (1) 1-7/16" hex die stock, (1) 1-7/8" hex die stock, (1) T-handle wrench 0-1/4, (1) T-handle wrench 1/4-1/2, (1) tap and die chart	1	Plastic
B44717	40	Plug taps: (1) 4-40, (1) 6-32, (1) 8-32, (1) 10-24, (1) 10-32, (1) 12-24, (1) 1/4-20, (1) 1/4-28, (1) 5/16-18, (1) 5/16-24, (1) 3/8-16, (1) 3/8-24, (1) 7/16-14, (1) 7/16-20, (1) 1/2-13, (1) 1/2-20; pipe tap: (1) 1/8-27	1" hex dies: (1) 4-40, (1) 6-32, (1) 8-32, (1) 10-24, (1) 10-32, (1) 12-24, (1) 1/4-20, (1) 1/4-28, (1) 5/16-18, (1) 5/16-24, (1) 3/8-16, (1) 3/8-24, (1) 7/16-14, (1) 7/16-20, (1) 1/2-13, (1) 1/2-20; pipe die: (1) 1" 1/8-27	(1) #5 screwdriver, (1) screw pitch gauge, (1) 1" hex die stock, (1) T-handle wrench 0-1/4, (1) T-handle wrench 1/4-1/2, (1) tap wrench 1/4-1/2	1	Plastic
B44718	40	Plug taps: (1) 3mm × .50, (1) 3mm × 0.60, (1) 4mm × 0.70, (1) 4mm × 0.75, (1) 5mm × 0.80, (1) 5mm × 0.90, (1) 6mm × 1.00, (1) 7mm × 1.00, (1) 8mm × 1.25, (1) 9mm × 1.00, (1) 9mm × 1.25, (1) 10mm × 1.25, (1) 10mm × 1.50, (1) 11mm × 1.50, (1) 12mm × 1.75; BSP pipe tap: (1) 1/8-28	1" hex dies: (1) 3mm × .50, (1) 3mm × .60, (1) 4mm × .70, (1) 4mm × .75, (1) 5mm × .80, (1) 5mm × .90, (1) 6mm × 1.00, (1) 7mm × 1.00, (1) 8mm × 1.25, (1) 9mm × 1.00, (1) 9mm × 1.25, (1) 10mm × 1.25, (1) 10mm × 1.50, (1) 11mm × 1.50, (1) 12mm × 1.50, (1) 12mm × 1.75, (1) 1/8-28 BSP	(1) #5 screwdriver, (1) screw pitch gauge, (1) 1" hex die stock, (1) T-handle wrench 0-1/4, (1) T-handle wrench 1/4-1/2, (1) tap wrench 1/4-1/2	1	Plastic



Tap and Die Accessories (Bulk)



Item #	Description	# Pieces/Pack	Order in Multiples of
395908	3/8" square drive T-handle tap wrench	1	5
95893	Tap and reamer wrench, 1/4-3/4"	1	5
B44719	Tap and reamer wrench, 1/2-1-1/8"	1	1
95895	Tap and reamer wrench, 0-1/2"	1	5
95930	Die stock, solid, 1"	1	5
95934	Die stock adj., 1-7/16" hex dies	1	5
95951	Screw pitch gauge, US thread, 10-40"	1	5
95952	Screw pitch gauge, metric	15	5

5

Taps and Dies

High-Speed Steel Plug Taps and Hex Dies

High-Speed Steel Plug Taps

- ▶ Abrasion and heat resistant for longer life
- ▶ Provides accuracy for tighter tolerances



Item #	Size and Thread	Standard	Corresponding Drill Size (if applicable)	# Pieces/Pack	Order in Multiples of
396400	4-40	NC	#43	1	5
396401	6-32	NC	#36	1	5
396402	8-32	NC	#29	1	5
396403	10-24	NC	#25	1	5
396404	10-32	NF	#21	1	5
396405	12-24	NC	#16	1	5
396410	1/4-20	NC	#7	1	5
396411	1/4-28	NF	#3	1	5
396412	5/16-18	NC	F	1	5
396413	5/16-24	NF	I	1	5
396414	3/8-16	NC	5/16"	1	5
396415	3/8-24	NF	Q	1	5
396416	7/16-14	NC	U	1	5
396417	7/16-20	NF	25/64"	1	5
396418	1/2-13	NC	27/64"	1	5
396419	1/2-20	NF	29/64"	1	5
396420	9/16-12	NC	31/64"	1	5
396421	9/16-18	NF	33/64"	1	5
396422	5/8-11	NC	17/32"	1	5
396423	5/8-18	NF	37/64"	1	5
396424	3/4-10	NC	21/32"	1	5
396425	3/4-16	NF	11/16"	1	5
396430	1/8-27	NPT	—	5	5
396431	1/4-18	NPT	—	5	5

High-Speed Steel Hex Dies

- ▶ Abrasion and heat resistant for longer life
- ▶ Provides accuracy for tighter tolerances



Item #	Size and Thread	Width Across Flat	Standard	# Pieces/Pack	Order in Multiples of
396450	4-40	1"	NC	1	5
396451	6-32	1"	NC	1	5
396452	8-32	1"	NC	1	5
396453	10-24	1"	NC	1	5
396454	10-32	1"	NF	1	5
396455	12-24	1"	NC	1	5
396458	1/8-27	1"	NPT	1	5
396460	1/4-20	1"	NC	1	5
396461	1/4-28	1"	NF	1	5
396462	5/16-18	1"	NC	1	5
396463	5/16-24	1"	NF	1	5
396464	3/8-16	1"	NC	1	5
396465	3/8-24	1"	NF	1	5
396466	7/16-14	1"	NC	1	5
396467	7/16-20	1"	NF	1	5
396468	1/2-13	1"	NC	1	5
396469	1/2-20	1"	NF	1	5
396459	1/4-18	1-7/16"	NF	1	5
396470	9/16-12	1-7/16"	NC	1	1
396471	9/16-18	1-7/16"	NF	1	1
396472	5/8-11	1-7/16"	NC	1	1
396473	5/8-18	1-7/16"	NF	1	1
396474	3/4-10	1-7/16"	NC	1	1
396475	3/4-16	1-7/16"	NF	1	1
396478	1/2-13	1-7/16"	NC	1	1
396479	1/2-20	1-7/16"	NF	1	1



Pneumatics

Pneumatics


FULL FORCE TECHNOLOGY

Guaranteed Best Power-to-Size Ratio in the Industry!



Bosch pneumatic fastening tools are engineered to direct 100% of their energy to the fastener by eliminating wasted power and space. Full force technology means the user has ample power to consistently sink nails in all types of engineered lumber, as well as standard wood boards and beams.

20% Smaller Tool Size*



Bosch
927 cm³



Brand A
1377 cm³

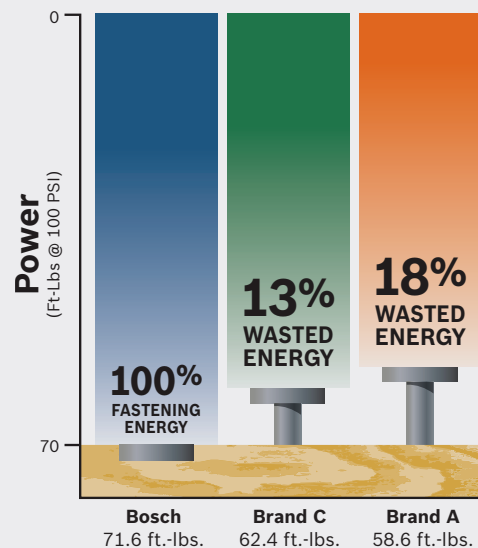


Brand B
1321 cm³



Brand C
1239 cm³

10% More Power Fastening Force*



*Test conducted at Robert Bosch Tool Corp. Power comparison using average kinetic energy calculated over operating pressure range and measured in foot pounds.

SN350-20F Full-Head Framing Nailer

FULL FORCE TECHNOLOGY



- ▶ Quick-Release Magazine—Easily remove jammed nails without disassembly of tool
- ▶ Metal Strike Plate—Designed for positioning lumber and to take jobsite abuse
- ▶ In-Line Self-Cleaning Air Filter—Keeps debris away from valve and o-rings, improving life of the tool

Includes:

Safety Glasses **2610957371**
No-Mar Tip **2610001694**
Allen® Wrench **2610998551**

*Uses any 20°–22° plastic collated nails manufactured by Bostitch®, Grip-Rite®, Hitachi®, Porter-Cable®, Senco® and other equivalent manufacturers

Specifications	
Magazine Angle	20°
Magazine Loading	Top
Magazine Capacity	73 nails
Operating Range	60–120 psi
Air Inlet	3/8"
Nail Length	2"–3-1/2"
Nail Diameter	.113 –.148
Nail Shank	Smooth, ring, screw
Dimensions	21.4" L × 6.7" W × 13.6" H
Weight	8.4 lbs.



SN350-34C Clipped-Head Framing Nailer



FULL FORCE TECHNOLOGY

- ▶ Quick-Release Magazine—Easily remove jammed nails without disassembly of tool
- ▶ Metal Strike Plate—Designed for positioning lumber and to take jobsite abuse
- ▶ Dry Fire Lock-Out—Avoids damage to work materials and internal components by preventing blank firing
- ▶ In-Line Self-Cleaning Air Filter—Keeps debris away from valve and o-rings, improving life of the tool

Includes:

Safety Glasses **2610957371**
 No-Mar Tip **2610001694**
 Allen® Wrench **2610998551**

*Uses any 30°–33° clipped or offset head paper collated nails manufactured by Grip-Rite®, Hitachi®, Porter-Cable®, Senco® and other equivalent manufacturers

Specifications

Magazine Angle	30°
Magazine Loading	Top
Magazine Capacity	99 nails
Operating Range	60–120 psi
Air Inlet	3/8"
Nail Length	2"–3-1/2"
Nail Diameter	.113 –.148
Nail Shank	Smooth, ring, screw
Dimensions	21.4" L x 6.7" W x 13.6" H
Weight	8.4 lbs.

RN175 Roofing Coil Nailer



FULL FORCE TECHNOLOGY

- ▶ Bosch Armor—Protects against jobsite abuse and abrasive shingles
- ▶ Single-Action Side Load—One-step nail re-load
- ▶ In-Line Self-Cleaning Air Filter—Keeps debris away from valve and o-rings, improving life of the tool
- ▶ Dry Fire Lock-Out—Avoids damage to work materials and internal components by preventing blank firing

Includes:

Safety Glasses **2610957371**
 Allen® Wrench **2610921483**
 Allen® Wrench **1907950005**

Specifications

Magazine Angle	15°
Magazine Loading	Side
Magazine Capacity	100 nails
Operating Range	75–120 psi
Air Inlet	1/4"
Nail Length	3/4"–1-3/4"
Nail Diameter	.120
Nail Shank	Smooth
Dimensions	10" L x 3.25" W x 10" H
Weight	5.5 lbs.



FNA250-15 15-Gauge Angled Finish Nailer



- ▶ Dry Fire Lock-Out—Avoids damage to work piece and internal components by preventing blank firing
- ▶ Toolless Quick Clear—Easily remove jammed nails
- ▶ In-Line Self-Cleaning Air Filter—Keeps debris away from valve and o-rings, improving life of the tool
- ▶ Toolless Adjustable Depth of Drive—Adjust depth of drive at the tool

Includes:
 Safety Glasses **2610957371**
 No-Mar Tip **2610005325**
 Carrying Case **2610957378**
 Allen® Wrench **2610921483**

*Uses 15-gauge DA angled finish nails manufactured by Grip-Rite®, Hitachi®, Porter-Cable®, Senco® and other equivalent manufacturers

Specifications	
Magazine Angle	34°
Magazine Loading	Rear
Magazine Capacity	100 nails
Operating Range	60–120 psi
Air Inlet	1/4"
Nail Length	1-1/4"–2-1/2"
Nail Diameter	15 gauge DA style
Nail Shank	Smooth
Dimensions	11.75" L × 3.13" W × 10" H
Weight	4.0 lbs.

6

Pneumatics Nailers

FNS250-16 16-Gauge Straight Finish Nailer



- ▶ Dry Fire Lock-Out—Avoids damage to work piece and internal components by preventing blank firing
- ▶ Toolless Quick Clear—Easily remove jammed nails
- ▶ In-Line Self-Cleaning Air Filter—Keeps debris away from valve and o-rings, improving life of the tool
- ▶ Toolless Adjustable Depth of Drive—Adjust depth of drive at the tool

Includes:
 Safety Glasses **2610957371**
 No-Mar Tip **2610005325**
 Carrying Case **2610957381**
 Allen® Wrench **1907950005**

*Uses 16-gauge straight finish nails manufactured by Bostitch®, Grip-Rite®, Hitachi®, Paslode®, Porter-Cable®, Senco® and other equivalent manufacturers

Specifications	
Magazine Angle	Straight
Magazine Loading	Rear
Magazine Capacity	100 nails
Operating Range	60–120 psi
Air Inlet	1/4"
Nail Length	1"–2-1/2"
Nail Diameter	16 gauge
Nail Shank	Smooth
Dimensions	10.25" L × 2.88" W × 9.94" H
Weight	3.5 lbs.

BNS200-18 18-Gauge Brad Nailer



- ▶ Dry Fire Lock-Out—Avoids damage to work piece and internal components by preventing blank firing
- ▶ Toolless Quick Clear—Easily remove jammed nails
- ▶ In-Line Self-Cleaning Air Filter—Keeps debris away from valve and o-rings, improving life of the tool
- ▶ Toolless Adjustable Depth of Drive—Adjust depth of drive at the tool

Includes:
 Safety Glasses **2610957371**
 No-Mar Tip **2610006606**
 Carrying Case **2610957387**
 Allen® Wrench **2610921483**

*Uses 18-gauge brad nails manufactured by Bostitch®, Grip-Rite®, Hitachi®, Paslode®, Porter-Cable®, Senco® and other equivalent manufacturers

Specifications	
Magazine Angle	Straight
Magazine Loading	Side
Magazine Capacity	100 nails
Operating Range	60–120 psi
Air Inlet	1/4"
Nail Length	5/8"– 2"
Nail Diameter	18 gauge
Nail Shank	Smooth
Dimensions	9" L × 2.25" W × 9.75" H
Weight	2.1 lbs.

STN150-18 1/4" Narrow Crown Stapler



- ▶ Dry Fire Lock-Out—Avoids damage to work piece and internal components by preventing blank firing
- ▶ Toolless Quick Clear—Easily remove jammed nails
- ▶ In-Line Self-Cleaning Air Filter—Keeps debris away from valve and o-rings, improving life of the tool
- ▶ Toolless Adjustable Depth of Drive—Adjust depth of drive at the tool

Includes:
 Safety Glasses **2610957371**
 No-Mar Tip **2610006606**
 Carrying Case **2610957387**
 Allen® Wrench **2610921483**

*Uses 18 gauge 1/4" crown staples manufactured by Grip-Rite®, Hitachi®, Porter-Cable®, Senco® and other equivalent manufacturers

Specifications	
Magazine Angle	Straight
Magazine Loading	Top
Magazine Capacity	100 nails
Operating Range	60–120 psi
Air Inlet	1/4"
Nail Length	1/2"–1-1/2"
Nail Diameter	18 gauge
Nail Shank	Smooth
Dimensions	9" L × 2.25" W × 9.75" H
Weight	2.1 lbs.

FNS138-23 23-Gauge 1-3/8" Pinner

NEW



- ▶ Dry Fire Lock-Out—Avoids damage to work piece and internal components by preventing blank firing
- ▶ In-Line Self-Cleaning Air Filter—Keeps debris away from valve and o-rings, improving life of the tool
- ▶ Compact Design—For better visibility and control

Includes:
 Safety Glasses **2610957371**
 Allen® Wrench **2610921483**
 Carrying Case **2610021332**

Available Spring 2012

Specifications	
Magazine Angle	Straight
Magazine Loading	Side
Magazine Capacity	135 nails
Operating Range	60–100 psi
Air Inlet	1/4"
Nail Length	1/2"–1-3/8"
Nail Diameter	23 gauge
Nail Shank	Smooth
Dimensions	7.4" L × 1.9" W × 8.2" H
Weight	2.3 lbs.

Accessories

O-Ring Kits

Includes: All o-rings and plug

Item #	Description
SN350-OR	For use with SN350-20F and SN350-34C
RN175-OR	For use with RN175
FNA250-OR	For use with FNA250-15
FNS250-OR	For use with FNS250-16

Includes: All o-rings

Item #	Description
BNS200-OR	For use with BNS200-18 and STN150-18

Tool Oils

- ▶ Specifically formulated to withstand the stresses of pneumatic operation
- ▶ Optimal results when used in temperatures above 32°F/0°C for standard-weather tool oil and below 32°F/0°C for cold-weather tool oil
- ▶ Add a few drops of Bosch pneumatic tool oil to the air tool everyday before use
- ▶ 17 fluid ounces

Item #	Description
PNO-S	For standard weather
PNO-W	For cold weather

Rafter Hook

- ▶ Easily hang tool from rafters for increased productivity
- ▶ Retractable hook to move tool out of the way while not in use
- ▶ Compatible with Bosch SN350-20F and SN350-34C framing nailers



Item #	Description
SN350-RH	Rafter hook for framing nailer

Compressors

Two-Year Pump Warranty

Full warranty on any pump that fails within two years as long as basic regular maintenance is performed.



6

Pneumatics Compressors

CET3-10 Electric Hand Carry Compressor



- ▶ Quiet, Four-Pole Induction Motor—Provides dBA of 72 to reduce noise level while working in close proximity to compressor
- ▶ Vertically Angled Tanks—Enables better center of gravity for easy transport on jobsite
- ▶ Roll Cage—Maximum durability and protection for jobsite conditions
- ▶ Recessed Control Panel—All gauges, couplers, regulator and drain valve are located in an easy-to-access location and protected from jobsite conditions
- ▶ Contractor-Grade Oil-Lubed Pump—High durability and low maintenance for extended product life

Specifications	
Tank Capacity	3 gallons
HP	1
CFM @ 100psi	2.6
Recovery Time	14 seconds
RPM	1,700
Dimensions	16" L x 17" W x 16.25" H
Weight	57.3 lbs.



EZ Drain System

Use a single valve to easily drain both tanks as often as needed.

CET4-20 Electric Hand-Carry Compressor



- ▶ Vertically Angled Tanks—Enables better center of gravity for easy transport on jobsite
- ▶ Roll Cage—Maximum durability and protection for jobsite conditions
- ▶ Two-Pole Induction Motor—Provides dBA of 80 to reduce noise level while working in close proximity to compressor
- ▶ Recessed Control Panel—All gauges, couplers, regulator and drain valve are located in easy-to-reach positions and protected from jobsite conditions
- ▶ Contractor-Grade Oil-Lubed Pump—High durability and low maintenance for extended product life

Specifications	
Tank Capacity	4 gallons
HP	2
CFM @ 100psi	4.2
Recovery Time	12 seconds
RPM	3,400
Dimensions	16.25" L x 17.75" W x 19.75" H
Weight	72.7 lbs.

CET4-20W Electric Hand-Carry Compressor with Wheels



Same features as CET4-20 above.
Also includes:
Wheels



Easy to transport—Innovative vertical tank design improves balance and provides maximum maneuverability.

Specifications	
Tank Capacity	4 gallons
HP	2
CFM @ 100psi	4.9
Recovery Time	10 seconds
RPM	3,400
Dimensions	22" L x 21.5" W x 19.75" H with handle down
Weight	84.9 lbs.

CET8-15W Electric Wheelbarrow Compressor




- ▶ Easy Load/Unload—Unique handle design allows easy vehicle loading and better balance when moving compressor
- ▶ Cold-Start Valve—Prevents compressor from blowing a fuse in cold weather
- ▶ Cast Iron, Contractor-Grade Oil-Lubed Pump—High durability and low maintenance for extended product life
- ▶ Angled Control Panel—All gauges, couplers, regulator, safety valve and drain valve are located in an easy-to-access location

Specifications	
Tank Capacity	8 gallons
HP	1.5
CFM @ 100psi	6.5
Recovery Time	17 seconds
RPM	1,725
Dimensions	48.5" L x 18.5" W x 26" H
Weight	175.0 lbs.



CGT8-65W Gas Wheelbarrow Compressor



- ▶ Easy Load/Unload—Unique handle design allows easy vehicle loading and better balance when moving compressor
- ▶ Cast Iron, Contractor-Grade Oil-Lubed Pump—High durability and low maintenance for extended product life
- ▶ Angled Control Panel—All gauges, couplers, regulator, safety valve and drain valve are located in an easy-to-access location

Specifications	
Tank Capacity	8 gallons
HP	6.5
CFM @ 100psi	13.1
Engine	Honda GX200 OHV
Recovery Time	14 seconds
RPM	3,200
Dimensions	48.5" L x 18.5" W x 26" H
Weight	175.0 lbs.



Best Power To Size Ratio In The Industry.*

Full Force Technology consistently delivers 100% power, packing 10% more power into the industry's most compact pneumatics.



BOSCH
Invented for life

*Excludes high-pressure systems. Test conducted at Robert Bosch Tool Corp.



Wood and Metal Cutting

Miter Saws



Ergonomic Soft-Grip Ambidextrous Trigger Handle
▶ For maximum comfort

Clear Lower Guard
▶ For unobstructed visibility throughout cut

Two Integrated Sliding Material Supports
▶ For 40" total length

Upfront Controls
▶ Make bevel adjustments upfront

High-Visibility Dual-Bevel Scales
▶ 0°–47° left and right cutting

Miter Detent Override
▶ For precise cutting

Etched Stainless Steel Miter Scale

Combination Dust Chute and Vac Adapter
▶ For 1-1/4" and 35mm hoses

7

Wood and Metal Cutting Miter Saws

Axial-Glide™ System

- ▶ Durable Precision—Consistent precision over tool life
- ▶ Compact Workspace—Saves up to 12" workspace
- ▶ Glide Action—Unmatched smoothness of cut



Handy Magazine



Popular Science



WOOD Magazine



Popular Mechanics



GCM12SD 12" Dual-Bevel Glide™ Miter Saw



- ▶ Expanded Cutting Capacity: 14" horizontal capacity (nominal); 6-1/2" vertical capacity against the fence (base); 6-1/2" crown capacity against the fence (45° spring)
- ▶ Upfront-Bevel Controls—All-metal bevel lock lever and range selector located upfront for quick and easy bevel settings without reaching behind the saw
- ▶ SquareLock™ Quick-Release Fences: High-precision squarelock fence aligns 90° to table and requires no adjustment; one-touch lock/unlock to slide fence for added support

Includes:

Carbide-Tipped Blade
 Wrench **1609B00256**
 Toolless Vertical Work Clamp **1609B02315**
 Dust Bag/Elbow **1609B00506/1609B00505**

Optional dust collection attachments available on page 274.

Specifications	
Rating	120V
Amperage	15
No Load RPM	3,800
Blade Diameter	12"
Arbor Size	1"
Bevel Angle Range	47° left/47° right
Bevel Detents/Stops	0°, 33.9°, 45°, 47° left/right
Miter Angle Range	52° left/60° right
Miter Detents	0°, 15°, 22.5°, 31.6°, 45° (left/right) 60° (right)
Crown Molding Angled	6-1/2" max
Base Molding Against Fence	6-1/2" max
Miter/Bevel (Nominal)	0 miter × 0 bevel—4" × 14" 45 miter × 0 bevel—2" × 10" 0 miter × 45 bevel—2" × 14"
Height	27"
Depth	32-3/8"
Width	26-1/2"
Weight	65.0 lbs.



GLM 80 + R 60 Laser Distance Measurer with 24" Digital Level Attachment

Combining the Bosch GLM 80 two-axis laser distance and angle measurer powered by Lithium-Ion technology with the R 60 digital level attachment automatically creates a 24" digital level.

See page 288 for more information on the GLM 80 + R 60.

5312 12" Dual-Bevel Slide Miter Saw with Upfront Controls



- ▶ Upfront-Bevel Controls—All-metal bevel lock lever and range selector located upfront for quick and easy bevel settings without reaching behind the saw
- ▶ Large 25-1/2" base with built-in cast sliding extensions for 40" total support
- ▶ Tall 4-1/2" Speed-Track Sliding Fences—For easy bevel setups and increased crown molding cutting capacities

Includes:

Premium 60-Tooth Carbide-Tipped Blade
Wrench Set **2610009616**
Toolless Vertical Work Clamp **2610919089**
Dust Bag/Elbow **2610917670/2610919088**

Optional dust collection attachments available on page 274.

Specifications	
Rating	120V
Amperage	15
No Load RPM	3,800
Blade Diameter	12"
Arbor Size	1"
Bevel Angle Range	47° left/47° right
Bevel Detents/Stops	0°, 33.9°, 45°, 47° left/right
Miter Angle Range	52° left/60° right
Miter Detents	0°, 15°, 22.5°, 31.6°, 45° (left/right) 60° (right)
Crown Molding—Angled Against Fence	6" (max)
Base Molding—Angled Against Fence	4-1/4" (max)
Miter/Bevel (Nominal)	0°/0°—4" × 12" 0°/45°—2" × 12" 45°/0°—4" × 8" 45°/45°—2" × 8"
Height	20"
Width	25-1/2"
Weight	59.0 lbs.

7

Wood and Metal Cutting Miter Saws

4310 10" Dual-Bevel Slide Miter Saw with Upfront Controls



- ▶ Upfront-Bevel Controls—All-metal bevel lock lever and range selector located upfront for quick and easy bevel settings without reaching behind the saw
- ▶ Microfine Miter Adjustment Knob—For fine adjustment of key (detent) miter angles by up to 2°, left or right
- ▶ Large 21" Base with Built-In Cast Sliding Extensions for 37-1/4" Total Length—Provides extended grip areas and extra support for longer materials
- ▶ Tall 4" Speed-Track Sliding Fences—For easy bevel setups and increased crown molding cutting capacities

Includes:

Premium 60-Tooth Thin-Kerf Carbide-Tipped Blade
Wrench Set **2610009616**
Toolless Vertical Work Clamp **2610919089**
Dust Bag/Elbow **2610919280**
Multipurpose Tool **2610009616**

Optional dust collection attachments available on page 274.

Specifications	
Rating	120V
Amperage	15
No Load RPM	4,800
Blade Diameter	10"
Arbor Size	5/8"
Bevel Angle Range	47° left/47° right
Bevel Detents/Stops	0°, 33.9°, 45°, 47° left/right
Miter Angle Range	52° left/60° right
Miter Detents	0°, 15°, 22.5°, 31.6°, 45° (left/right) 60° (right)
Crown Molding—Angled Against Fence	6" (max)
Base Molding—Angled Against Fence	3-5/8" (max)
Miter/Bevel (Nominal)	0°/0°—4" × 12" 45°/0°—4" × 8" 0°/45°—1" × 8" 45°/45°—2" × 8"
Height	19"
Width	22-1/2"
Weight	55.0 lbs.



GLL3-80 360° Three-Plane Leveling and Alignment-Line Laser

The Bosch GLL3-80 three-plane 360° level and alignment-line laser enables users to line up an entire room from one setup point.

See pages 293–294 for more information on the GLL3-80.

4405 10" Single-Bevel Slide Miter Saw with Upfront Controls



- ▶ Upfront-Bevel Controls—All-metal bevel lock lever and range selector located upfront for quick and easy bevel settings without reaching behind the saw
- ▶ Quick-Release Fence—For fast and easy adjustment
- ▶ Dual Workpiece Supports—Extends material support from 23" to 36"
- ▶ Exclusive Wedge-and-Slot Miter Detent System—Consistent and precise miter angles over the life of the tool

Includes:


10" 60-Tooth Carbide-Tipped Blade
Toolless Workpiece Clamp **2610950455**
Blade-Change Wrench **2610915698**
Dust Bag/Elbow **2610921202/2610919280**

Optional dust collection attachments available on page 274.

Specifications	
Rating	120V
Amperage	13
No Load RPM	4,700
Blade Diameter	10"
Arbor Size	5/8"
Bevel Angle Range	45° left to 0°
Bevel Detents	33.9° left with positive stops at 0° and 45°
Miter Angle Range	52° left/60° right
Miter Detents	0°, 15°, 22.5°, 31.6°, 45° (left/right) 60° (right)
Crown Molding Angled	4-1/4" (38° spring)
Crown Molding—Laying Flat	10-1/4" (max)
Base Molding—Against Fence	3-1/2" (max)
Miter/Bevel (Nominal)	0°/0°—4" × 12" 45°/0°—4" × 8" 0°/45°—1" × 12" 45°/45°—2" × 8"
Height	22-3/4"
Width	23"
Weight	54.0 lbs.

CM12 12" Single-Bevel Compound Miter Saw

NEW



- ▶ Ultimate One-Handed Portability—Compact design, comfortable one-handed rear carry handle and optimized center of gravity to better manage doorways and other jobsite obstacles
- ▶ Best All-Around Cut Capacity—Nominal 2" × 8" at 0°, 2" × 6" at 45° and max 6-1/2" crown and base against the fence for professional applications
- ▶ Upfront Bevel Controls—All-metal bevel lock lever and range selector located upfront for quick-and-easy bevel settings without reaching behind the saw
- ▶ SquareLock™ Quick-Release Fences—High-precision squarelock fence aligns 90° to table and requires no adjustment; one-touch lock/unlock to slide fence for added support

Includes:

12" 40-Tooth Carbide-Tipped Blade
Dust Bag **1609B01716**
Blade-Change Wrench **1609B00256**

Optional dust collection attachments available on page 274.

Specifications	
Rating	120V
Amperage	15
No Load RPM	4,200
Blade Diameter	12"
Arbor Size	1"
Bevel Angle Range	47° left/-2° right
Bevel Detents/Stops	33.9°, 45°, 47° left and -2° right
Miter Angle Range	52° right/left
Miter Detents	0°, 15°, 31.6°, 22.5°, 45° right/left
Crown Molding Angled	6-1/2" (max)
Base Molding—Against Fence	6-1/2" (max)
Miter/Bevel (Nominal)	0° miter × 0° bevel—4" × 8" 45° miter × 0° bevel—2" × 6" 0° miter × 45° bevel—2" × 8"
Height	16-3/4"
Width	21-1/2"
Weight	43.0 lbs.

Available Q2 2012

Miter Saw Stands

GTA3800 Folding Leg Miter Saw Stand with Wheels



- ▶ Rapid-Release Universal Tool Mounts—Fits most competitors' tools. Remove saw from the stand without tools. Rubber feet protect table or benchtops
- ▶ Adjustable Roller Material Supports with Repetitive Stops—Move workpiece left or right quickly and easily; adjusts to be level with the table; quick, accurate cuts when product cutting
- ▶ Transport Wheels—Easily move stand from location to location without removing saw
- ▶ One-Handed Carry Handle with Wrench Storage—Carry stand quickly and easily one handed with saw removed for storage or work up stairs

Includes:

(2) Universal Rapid-Release Tool Mounts **2610948622**
Rubber Wheels **1609B01854**

Specifications	
Material Capacity	16 ft.
Wheel Diameter	4"
Stand Composition	Steel/aluminum
Rollers	Yes
Height of Table Top	31-3/4"
Length	5' 2"
Length Extended	12"
Weight	34.0 lbs.



T4B Gravity-Rise™ Wheeled Miter Saw Stand



- ▶ Gravity-Rise™ Stand—Designed for easy miter saw setup and take down
- ▶ Universal Rapid-Release Tool Mounts—Fits most competitors' tools. Remove saw from the stand without tools. Rubber feet protect table or bench tops
- ▶ 8" Treaded Wheels—Handles the toughest jobsite terrains
- ▶ Expansion Rails—Expands material support up to 16 ft.

Includes:
 (2) Universal Rapid-Release Tool Mounts
2610948622

Specifications	
Material Capacity	16 ft.
Wheel Diameter	8"
Stand Composition	Steel
Rollers	No
Height of Table Top	34-1/2"
Length	51.5"
Length Extended	103.15"
Weight	76.7 lbs.

*Tool is not included



Easy to setup and store after the job is done.

Miter Saw Attachments

Laser Washer Guide

- ▶ Ultra-thin laser-tracking line
- ▶ Never requires realignment
- ▶ Quick and easy installation, replaces standard blade washer
- ▶ Automatic activation with saw blade activation, no on/off switch



Item #	Description
LS010	Fits models GCM12SD, 5312, 5412(L), 4310, 4410(L), CM12, 4212(L), 4405

Crown Stop Kit




Item #	Description
MS1233	Fits models GCM12SD, 5312, 5412(L), 4310, 4410(L), CM12, 4212(L), 4405

Miter Saw Length Stop Kit



Item #	Description
MS1234	Fits models GCM12SD, 5312, 5412(L), 4310, 4410(L), CM12, 4212(L), 4405

POPULAR MECHANICS
**BREAKTHROUGH
AWARDS 2010**



Evolutionary Performance. Revolutionary Design.
Unquestionable Breakthrough.



BOSCH

Invented for life

Table Saws



7

Wood and Metal Cutting Table Saws

The Jobsite Demand

Bosch portable jobsite table saws deliver workshop performance the jobsite demands. A 15-Amp motor and 3,650 RPM neatly rip 4' x 8' sheets in half with a 25" table capacity and cross cut the finest woods for cabinet or woodworking projects.



Nothing beats the convenience and portability of the Bosch Gravity-Rise™ Stand.

4100 10" Worksite Table Saw



- ▶ Smart Guard System—Quick and easy-to-use modular blade guard, anti-kickback pawls and riving knife system provides superior control over the material while cutting
- ▶ Large 29" x 21-1/2" Machined Aluminum Tabletop—Easily handles bigger stock for wide ripping capacity
- ▶ SquareLock™ Rip Fence—Engineered for maximum trueness
- ▶ Integrated Subbase—Increases tool life by protecting table saw base

Includes:

10" 40-Tooth Carbide-Tipped Blade
Rip Fence **2610950148**
Miter Gauge **2610950149**
Smart Guard System **2610950092**
Push Stick **2610950112**

Optional dust collection attachments available on page 274.

Specifications	
Rating	120V
Amperage	15
No Load RPM	3,650
Max. Motor HP	4.0
Blade Diameter	10"
Dado Size	13/16" (8" or less)
Arbor Size	5/8"
Extend Width of Table Top	40.5"
Rip Fence Capacity	25" (R)
Depth of Cut at 90°	3-1/8"
Bevel Range	-2°-47°
Table Top Dimensions	29" x 21-1/2"
Weight	60.0 lbs.



Innovative Features

The smart guard system is the first modular blade guard, including a three-position adjustable riving knife, anti-kickback pawls and barrier guard. The entire system attaches and detaches in seconds, will not interfere with work and stores on the tool. The new digital measuring display attaches to the SquareLock™ rip fence to increase productivity and eliminate material waste. The durable subbase handles the worst jobsite abuse. Built-in carry handles offer easy portability.

4100-09 10" Worksite Table Saw with Gravity-Rise™ Wheeled Stand



Same features as 4100 on left.

- ▶ Gravity-Rise™ Stand—For easy setup and take down of your table saw
- ▶ Exceptional Portability—Quick and easy transport between jobsites
- ▶ Heavy-Duty Construction—Built to last with powder coat paint finish for longevity
- ▶ 8" Treaded Wheels—Handles tough terrain

Includes:

Gravity-Rise™ Table Saw Stand **TS2000**

Optional dust collection attachments available on page 274.

Same specifications as 4100 on left.

4100DG-09 10" Worksite Table Saw with Digital Measuring Display and Gravity-Rise™ Wheeled Stand



Same features as 4100 on left.

- ▶ Digital Measuring Display—Precise and durable high-visibility LCD gauge and display that magnetically attaches to SquareLock™ rip fence. Measures within 1/32" or 0.5mm for accurate cuts

Includes:

Gravity-Rise™ Table Saw Stand **TS2000**
Digital Measuring Display (shown above) **DC010**

Optional dust collection attachments available on page 274.

Same specification as 4100 on left.






PopMech 11
Popular Mechanics



DIY Network's Cool Tools

GTS1031 10" Portable Jobsite Table Saw

NEW




- ▶ Ultimate Portability—Balanced one-handed carry handle combined with a compact design and complete under-table storage of accessories
- ▶ Durable and Unique All-Steel Base Design—Lightweight base incorporates carry handle and stacks on side for transport and storage; all-steel design to handle jobsite abuse
- ▶ SquareLock™ Rip Fence—Engineered for maximum trueness, the best-in-class fence glides along the rail at finger's touch or locks into place for solid and consistent cutting performance
- ▶ Complete On-Tool Storage Under Table—Stores rip fence, smart guard, miter gauge, push stick and wrenches under table for maximum protection during transport and storage

Includes:
10" 24-Tooth Carbide Saw Blade
Rip Fence **2610015083**
Miter Gauge **2610015084**
Push Stick **2610015022**
Smart Guard System **2610950092**

Specifications	
Rating	120V
Amperage	15
No Load RPM	5,000
Max. Motor HP	4.0
Blade Diameter	10"
Dado Size	1/2"
Arbor Size	5/8"
Extend Width of Table Top	30-3/8"
Rip Fence Capacity	18" (R)/7-3/4" (L)
Depth of Cut at 90°	3-1/8"
Bevel Range	-2°-47°
Table Top Dimensions	20" x 22-1/2"
Weight	52.0 lbs.

Table Saw Stands

TS2000 Gravity-Rise™ Wheeled Table Saw Stand for the 4100



- ▶ 8" Treaded Wheels—Handles rough terrain
- ▶ Universally Adaptable—Mounting holes for most competitors' table saws
- ▶ Gravity-Rise™ Stand—For easy setup and take down of your table saw

Specifications	
Wheel Diameter	8"
Stand Composition	Steel

GTA500 Folding Table Saw Stand for the GTS1031

NEW



- ▶ Exclusive Compatibility with GTS1031
- ▶ Toolless Functionality—Attach and detach saw in seconds, without tools
- ▶ Folds Flat—Convenient for transport and storage
- ▶ Solid and Durable Design—All-steel design, solid center of gravity for maximum performance

Specifications	
Stand Composition	Steel
Height	23-3/4"
Height Folded Flat	2"
Weight	14.0 lbs.

Table Saw Attachments

Left Side Support for 4100



Item #	Description
TS1003	Extends 12" and increases working width of table to 52"

Table Saw Zero Clearance Insert

- For precision cuts at 90°, reduces kerf clearance to thickness of blade



Item #	Description
TS1005	For 4100 series table saws
TS1012	For GTS1031 table saw

Rear Outfeed Support for 4100



Item #	Description
TS1002	Extends 18" and increases working depth of table to 39-1/2"

Table Saw Dado Cutter Insert

- For use with stack dado/ rabet cutters



Item #	Description
TS1007	For 4100 series table saws (13/16")
TS1013	For GTS1031 table saw (1/2")

Digital Carriage Display

- Precise and durable high-visibility LCD gauge and display magnetically attaches to SquareLock™ rip fence
- Measures within 1/32" or 0.5mm or accurate cuts



Item #	Description
DC010	For 4100 series table saws

Dust Collection

Table Saw Dust Collection System



Item #	Description
TS1004	Keeps work area clean, easily attaches and empties (4000, 4100, GTS1031)

Saw Blades



Bosch circular saw blades apply the best technology in the construction industry to provide true performance. Circular saw blades from Bosch provide leading-edge carbide and coatings for a full line of construction and laser-precision woodworking blades.

Grind Configuration

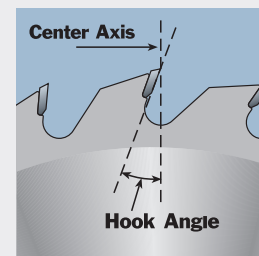
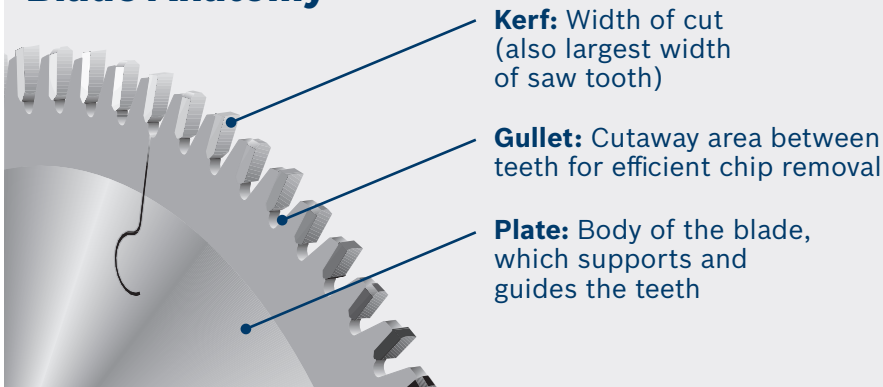
Shape and pattern of teeth, which determines application and performance.

	Grind Type	Primary Application
	Flat Top Grind (FTG)	Ripping, grooving and joints
	Alternate Top Bevel (ATB)	Crosscutting, cutoff and trim of wood and plywood
	Triple Chip Grind (TCG)	Hardwood, non-ferrous metals and plastics
	Multipurpose Carbide Tip (MCT)	Combination tooth grind. Ripping and crosscutting of wood and composites
	Tri-Grind (TRI)	Combined ATB and FTG—Fast, clean rip and crosscuts
	Solid Surface Grind (SSG)	Optimized for clean cuts and long life in dense synthetic materials
	High 30° ATB (MH)	Chip-free cuts on melamine and plywood

7

Wood and Metal Cutting Saw Blades

Blade Anatomy



Hook Angle: Angle of tooth relative to blade radius, which determines aggressiveness of cut and workpiece finish

Daredevil™ Construction Blades for Table and Miter Saws

Extra-hard steel plate
resists bending and deflection

Thin-kerf design
provides fast cuts and less waste

Expansion slots
control blade warp

Control-cut shoulders
reduce kickback

Triple-sharp teeth
for smooth cuts and excellent finish

Bosch C3 micrograin carbide
stays sharper longer and resists impact damage

Speed Coat™ finish
means less friction and pitch buildup for fast, effortless cutting

Laser body slots
reduce noise and vibration



Daredevil™ Table and Miter Saw Blades

- ▶ Starts sharper and stays sharper
- ▶ For use on soft and hardwoods and wood products
- ▶ Designed to produce clean cuts in a variety of operations

Item #	Application	Diameter	Teeth	Arbor	Grind Type	Tools
DCB1024*	Fast ripping	10"	24	5/8"	ATB, triple sharp	Table, miter
DCB1040*	General purpose	10"	40	5/8"	ATB, triple sharp	Table, miter
DCB1060*	Fine finish	10"	60	5/8"	ATB, triple sharp	Table, miter, slide miter
DCB1072*	Laminate flooring, laminated panels	10"	72	5/8"	TCG	Table, miter
DCB1080*	Extra-fine finish, melamine, finished plywood	10"	80	5/8"	Hi ATB, triple sharp	Table, miter, slide miter
DCB1244*	General purpose	12"	44	1"	ATB, triple sharp	Table, miter
DCB1260*	Fine finish	12"	60	1"	ATB, triple sharp	Table, miter, slide miter
DCB1280*	Extra-fine finish	12"	80	1"	Hi ATB, triple sharp	Table, miter, slide miter

*Available Summer 2012

For portable size blades see pages 182–183

Cordless Miter Saw Blades

Cordless Miter Saw Blades

- ▶ Specially designed for cordless saws
- ▶ Extra-thin blade for less friction = more cuts per charge



Item #	Diameter	Teeth	Arbor	Grind Type	Hook Angle	Plate Thickness	Kerf
CBCL1024	10"	24	5/8"	ATB	10°	.063"	.094"
CBCL1040	10"	40	5/8"	ATB	15°	.055"	.087"
CBCL1060	10"	60	5/8"	ATB	10°	.063"	.094"

Professional Series Blades for Table/Miter/Stationary Saws

General-Purpose Woodworking Blades

- ▶ Designed to produce clean cuts in a variety of operations
- ▶ Ideal for ripping or crosscutting when using a single blade
- ▶ For use on soft and hardwoods and wood products



Item #	Diameter	Teeth	Arbor	Grind Type	Hook Angle	Plate Thickness	Kerf	Tools
PRO840GP	8"	40	5/8"	ATB	12°	.086"	.120"	Circular/table/miter/radial arm
PRO1040GP	10"	40	5/8"	ATB	15°	.086"	.128"	Table/miter/radial arm
PRO1260GP	12"	60	1"	ATB	12°	.103"	.145"	Table/miter/radial arm
PRO1480GP	14"	80	1"	ATB	10°	.110"	.152"	Stationary

Combination Woodworking Blades

- ▶ Classic tooth and gullet design for clean ripping and crosscutting in wood
- ▶ Work well on composites and man-made panels
- ▶ Optimized for multipurpose hand-feed table saw applications



Item #	Diameter	Teeth	Arbor	Grind Type	Hook Angle	Plate Thickness	Kerf	Tools
PRO840COMB	8"	40	5/8"	MCT	15°	.086"	.118"	Table
PRO940COMB	9"	40	5/8"	MCT	15°	.086"	.127"	Table
PRO1050COMB	10"	50	5/8"	MCT	15°	.086"	.128"	Table
PRO1260COMB	12"	60	1"	MCT	15°	.103"	.145"	Table
PRO1470COMB	14"	70	1"	MCT	15°	.110"	.152"	Table

Chipboard/OSB Woodworking Blades

- ▶ Fast sizing of chipboard/OSB sheets and stacked sheets
- ▶ Cut laminates, plastics, PVC, acrylics, polyurethane and similar synthetics



Item #	Diameter	Teeth	Arbor	Grind Type	Hook Angle	Plate Thickness	Kerf	Tools
PRO860CHB	8"	60	5/8"	TCG	10°	.086"	.120"	Circular/table/miter/radial arm
PRO1040CHP	10"	40	5/8"	TCG	10°	.086"	.120"	Table/miter/radial arm
PRO1060CHB	10"	60	5/8"	TCG	10°	.086"	.120"	Table/miter/radial arm
PRO1080CHB	10"	80	5/8"	TCG	10°	.086"	.120"	Table/miter/radial arm
PRO1248CHB	12"	48	1"	TCG	10°	.103"	.120"	Table/miter/radial arm
PRO1280CHB	12"	80	1"	TCG	10°	.103"	.137"	Table/miter/radial arm
PRO12100CHB	12"	100	1"	TCG	10°	.103"	.148"	Table/miter/radial arm
PRO1460CHB	14"	60	1"	TCG	10°	.110"	.152"	Stationary
PRO1480CHB	14"	80	1"	TCG	10°	.110"	.152"	Stationary

Ripping Blades

- ▶ Designed for fast ripping in soft and hardwoods
- ▶ Rigid bodies keep blade true in long workpieces and demanding cuts



Item #	Diameter	Teeth	Arbor	Grind Type	Hook Angle	Plate Thickness	Kerf	Tools
PRO824RIP	8"	24	5/8" ♦*	ATB	20°	.086"	.120"	Circular/table
PRO1024RIP	10"	24	5/8"	FTG	20°	.086"	.128"	Table
PRO1236RIP	12"	36	1"	FTG	20°	.103"	.145"	Table
PRO1436RIP	14"	36	1"	FTG	20°	.110"	.156"	Stationary
PRO1648RIP	16"	48	1"	ATB	15°	.130"	.176"	Stationary

*♦=Diamond knockout

Noise/Vibration-Reduced Blades

- ▶ Exceptionally fine finish that virtually eliminates sanding and fitting of parts
- ▶ Features computer-designed, laser-cut slots in body to reduce noise and vibration up to 20%

Item #	Diameter	Teeth	Arbor	Grind Type	Hook Angle	Plate Thickness	Kerf	Tools
PRO1072VF	10"	72	5/8"	TRI	10°	.086"	.128"	Miter/table/radial arm
PRO1296VF	12"	96	1"	TRI	10°	.103"	.145"	Miter/table/radial arm

Plywood and Finishing Blades

- ▶ Minimize chipping and tearout when cutting plywood
- ▶ Higher tooth count produces excellent results on laminated or veneered panels
- ▶ Produce clean crosscuts in hard and soft wood

Item #	Diameter	Teeth	Arbor	Grind Type	Hook Angle	Plate Thickness	Kerf	Tools
PRO860FIN	8"	60	5/8"	ATB	12°	.086"	.132"	Circular/table/miter/radial arm
PRO960FIN	9"	60	5/8"	ATB	12°	.086"	.120"	Table/miter/radial arm
PRO1060FIN	10"	60	5/8"	ATB	12°	.086"	.120"	Table/miter/radial arm
PRO1080FIN	10"	80	5/8"	ATB	12°	.086"	.120"	Table/miter/radial arm
PRO1280FIN	12"	80	1"	ATB	12°	.103"	.145"	Table/miter/radial arm
PRO14100FIN	14"	100	1"	ATB	10°	.110"	.152"	Stationary
PRO16100FIN	16"	100	1"	ATB	10°	.130"	.174"	Stationary

Miter Saw Blades

- ▶ Optimized for straight or compound angles where precise cuts are critical
- ▶ Tensioned plates maintain flatness and stability for the life of the blade

Item #	Diameter	Teeth	Arbor	Grind Type	Hook Angle	Plate Thickness	Kerf	Tools
PRO8548SM	8-1/2"	48	5/8"	TRI	0°	.070"	.108"	Miter/table/radial arm
PRO1072SM	10"	72	5/8"	TRI	0°	.086"	.118"	Miter/table/radial arm
PRO1296SM	12"	96	1"	TRI	0°	.103"	.134"	Miter/table/radial arm

Laminate Blades

- ▶ For clean cutting of laminates, veneered panels and melamine
- ▶ Special negative hook angle eliminates chipping and extends blade life
- ▶ Produce excellent finishes on top and bottom of workpiece

Item #	Diameter	Teeth	Arbor	Grind Type	Hook Angle	Plate Thickness	Kerf	Tools
PRO1080LAM	10"	80	5/8"	TCG	-10°	.086"	.120"	Table/miter/radial arm
PRO1296LAM	12"	90	1"	TCG	-10°	.103"	.139"	Table/miter/radial arm

Solid Surface Blades


- ▶ Specially designed 45° triple chip grind produces clean cuts in solid surface acrylic and polyester materials
- ▶ Tensioned plate provides maximum stability
- ▶ Resists deflection for a straight, true cut

Item #	Diameter	Teeth	Arbor	Grind Type	Hook Angle	Plate Thickness	Kerf	Tools
PRO1060SS	10"	60	5/8"	SSG	10°	.086"	.128"	Table/miter/radial arm
PRO1280SS	12"	80	1"	SSG	10°	.103"	.145"	Table/miter/radial arm

Blade Stabilizer

- ▶ Makes cuts more accurate and dampens sound
- ▶ Taper ground for maximum stability
- ▶ Top-quality tool steel
- ▶ Two pieces per set

Item #	Diameter	Arbor	Thickness	Tools
PROSTAB	4"	5/8"	1/8"	Table/stationary



Precision Series Blades for Table and Miter Saws

Bosch Precision Series

- Built for the value-conscious professional
- Blades feature thick, hardened steel plates to minimize deflection under load for straight, accurate cuts in demanding applications and extra-large resharpenable teeth



Item #	Diameter	Teeth	Arbor	Grind Type	Hook Angle	Plate Thickness	Kerf	Tools
PS1024RIP	10"	24	5/8"	FTG	20°	.086"	.128"	Table/miter/radial arm
PS1040GP	10"	40	5/8"	ATB	15°	.070"	.104"	Table/miter/radial arm
PS1060GP	10"	60	5/8"	ATB	12°	.086"	.120"	Table/miter/radial arm
PS1060LAM	10"	60	5/8"	TCG	10°	.086"	.120"	Table/miter/radial arm
PS1060NF	10"	60	5/8"	TCG	10°	.086"	.120"	Table/miter/radial arm
PS1080FIN	10"	80	5/8"	ATB	12°	.086"	.120"	Table/miter/radial arm
PS1240GP	12"	40	1"	ATB	12°	.103"	.138"	Table/miter/radial arm
PS1260GP	12"	60	1"	ATB	12°	.103"	.145"	Table/miter/radial arm
PS1280FIN	12"	80	1"	ATB	12°	.103"	.145"	Table/miter/radial arm

For portable size blades see pages 182-183

7

Professional Series Metal Cutting Blades

Cooler running, longer life, less dust and cleaner cuts than bonded abrasive wheels

Extra-hard teeth with 0° or negative hook angle provide fast, clean cuts with minimal burrs

Expansion slots allow blade to expand and contract without warping

Thick plate, hard body for accurate and true running



Ferrous Metal Cutting Blades

- Designed for steel plate, angle iron, bar stock or pipe
- Extra hard C6 carbide teeth with reduced hook angle produce a fast, clean cut with minimal burrs
- Cooler running, longer life, less dust and debris than bonded abrasive wheels

Item #	Diameter	Teeth	Arbor	Grind Type	Hook Angle	Plate Thickness	Kerf	Tools
PRO948ST	9"	48	1"	ATB	0°	.063"	.078"	Low RPM/metal cutting
PRO1048ST*	10"	50	1"	TCG	0°	.080"	.090"	Low RPM/metal cutting
PRO1260ST	12"	60	1"	TCG	0°	.086"	.098"	Low RPM/metal cutting
PRO1280ST	12"	80	1"	TCG	-5°	.070"	.087"	Low RPM/metal cutting
PRO1480ST	14"	80	1"	TCG	0°	.078"	.094"	Low RPM/metal cutting

*Includes bushing for 5/8" arbor

For portable size blades see pages 182-183

Non-Ferrous Metal Cutting Blades

- ▶ Clean cuts in aluminium, brass, copper and other non-ferrous metals and PVC
- ▶ Zero to slightly negative hook angles produce clean cuts without binding in extrusions, tubing or other delicate profiles
- ▶ Appropriate cutting lubricant recommended for optimal performance

Item #	Diameter	Teeth	Arbor	Grind Type	Hook Angle	Plate Thickness	Kerf	Tools
PRO860NF	8"	60	5/8"	TCG	0°	.086"	.127"	Circular/table/miter/radial arm
PRO1060NF	10"	60	5/8"	TCG	0°	.086"	.120"	Miter/table/radial arm
PRO1080NF	10"	80	5/8"	TCG	0°	.086"	.127"	Miter/table/radial arm
PRO1280NF	12"	80	1"	TCG	0°	.103"	.144"	Miter/table/radial arm
PRO12100NF	12"	100	1"	TCG	0°	.103"	.145"	Miter/table/radial arm
PRO14100NF	14"	100	1"	TCG	0°	.110"	.152"	Stationary
PRO15100NF	15"	100	1"	TCG	-5°	.086"	.120"	Stationary
PRO16100NF	16"	100	1"	TCG	0°	.130"	.172"	Stationary

For portable size blades see pages 182-183

Specialty Blades

Fiber Cement

Diamond impregnated tips last up to 100 times longer than standard carbide



Deep, specially designed gullets help keep dust to a minimum

Thin kerf, hard body improves speed of cut, runs straight and true

Item #	Diameter	Teeth	Arbor	Grind Type	Hook Angle	Plate Thickness	Kerf	Tools
PRO108FC	10"	8	5/8"	FTG/diamond	10°	.070"	.102"	Table/miter/radial arm

Rescue

- ▶ Designed for firefighters and other professionals for fast cutting through shingles, nails, wood and other structural components
- ▶ Exceptionally robust teeth with -15° hook angle and deep gullets for rapid demolition work in emergency situations
- ▶ Use with portable gas-powered saws

Item #	Diameter	Teeth	Arbor	Grind Type	Hook Angle	Plate Thickness	Kerf
PRO1212RES	12"	12	1"	TCG	-15°	.103"	.144"
PRO1212RES20	12"	12	20mm	TCG	-15°	.103"	.129"
PRO1224RES	12"	24	1"	TCG	-15°	.103"	.137"
PRO1224RES20	12"	24	20mm	TCG	-15°	.103"	.135"
PRO1424RES	14"	24	1"	TCG	-15°	.110"	.144"

Precision Dado Sets

- ▶ Precision dado and groove-cutting-roll-and hammer hand tensioning for perfectly true running
- ▶ Bodies are laser cut from nickel alloy tool steel, ground and hardened to Rockwell 42-44C for durability and cutting accuracy
- ▶ Extra-large teeth with tri-metal shim brazing, CNC sharpened with diamond wheels to razor-sharp edge
- ▶ Arbor holes are honed to H7 tolerance (.0007") for precise concentricity to minimize run out

Item #	Diameter	Teeth	Arbor	Outside Blades	1/4" Chipper	1/8" Chipper	1/16" Chipper	Tools
PRO624DADO	6"	24	5/8"	2	1	2	1	Table/radial arm
PRO824DADO	8"	24	5/8"	2	1	2	1	Table/radial arm



Circular Saws



CS5 7-1/4" Left-Blade Circular Saw

7

Wood and Metal Cutting Circular Saws



- ▶ Left-Blade Design—Clearest line of sight for right-handed users
- ▶ Improved Spindle Lock—Quick and easy blade change
- ▶ 56° bevel capacity
- ▶ Anti-snag lower guard
- ▶ On-tool wrench storage

Includes:

24-Tooth Carbide Construction Blade
Blade Wrench **1619P02494**

Optional dust collection attachments available on page 274.

Specifications	
Rating	120V
Amperage	15
No Load RPM	6,200
Blade Diameter	7-1/4"
Arbor Size	5/8"
Depth of Cut at 90°	2-7/16"
Depth of Cut at 50°	1-5/8"
Depth of Cut at 45°	1-7/8"
Weight	10.0 lbs.

CS10 7-1/4" Circular Saw



- ▶ Die-Cast Magnesium Footplate—For unmatched durability and flatness
- ▶ High-strength and lightweight magnesium upper guard
- ▶ 56° bevel capacity
- ▶ High-Contrast Bevel and Depth Scales—For greater accuracy
- ▶ Anti-snag lower guard
- ▶ Saw Hook—Convenient saw storage between cuts

Includes:

24-Tooth Carbide Blade
Blade Wrench **1619X01144**
Carrying Bag **2610914300**

Optional dust collection attachments available on page 274.

Specifications	
Rating	120V
Amperage	15
No Load RPM	5,600
Blade Diameter	7-1/4"
Bevel Stops	22.5°, 45°
Arbor Size	5/8"
Depth of Cut at 90°	2-7/16"
Depth of Cut at 50°	1-5/8"
Depth of Cut at 45°	1-7/8"
Weight	10.2 lbs.

Worm Drive Construction Saw

Worm Drive Construction Saws The Industry Standard. Redefined.

Unmatched Accuracy, Power and Durability Combine for Long-Lasting Performance.

Taller, deeper gear teeth maximize contact and raise load capacity generating massive strength for even the most demanding jobs. Left-side blade placement clears your line of sight and a rigid motor housing eliminates blade wobble for accurate cuts every time. Independent testing proves that the worm drive-gear design lasts four times longer than any conventional design.



1677M 7-1/4" Worm Drive Construction Saw



- ▶ Left-Side Blade Design—Clearest line of sight for right-handed users
- ▶ All ball-bearing motor with worm drive-gear train
- ▶ Built-In Saw Hook—For easy storage between cuts
- ▶ Anti-Snag Lower Guard—To minimize snagging in wood
- ▶ Die-Cast Magnesium Footplate—For greater strength

Includes:
24-Tooth Carbide Blade **2608670396**
Blade Wrench **1619X01144**

Specifications	
Rating	120V
Amperage	15
No Load RPM	4,400
Blade Diameter	7-1/4"
Arbor Size	Diamond arbor
Depth of Cut at 90°	2-3/8"
Depth of Cut at 50°	1-13/16"
Depth of Cut at 45°	1-15/16"
Weight	14.0 lbs.

Cordless Saw Blades

- ▶ Specially designed for portable cordless saws
- ▶ Extra-thin blade for less friction = more cuts per charge



Item #	Diameter	Teeth	Arbor	Grind Type	Hook Angle	Plate Thickness	Kerf
CBCL518A	5-3/8"	18	10mm	ATB	20°	.030"	.054"
CBCL524A	5-3/8"	24	10mm	ATB	20°	.030"	.054"
CBCL618A	6-1/2"	18	5/8"	ATB	20°	.039"	.063"
CBCL624A	6-1/2"	24	5/8"	ATB	20°	.039"	.063"



Daredevil™ Construction Blades for Portable Saws

Smooth framing blades start sharper and stay sharper




Expansion slots
control blade warp

Control cut shoulders
reduce kickback

Body slots
reduce heat for true running

Thin-kerf design
provides fast cuts and less waste



Triple-sharp teeth
for smooth cuts and excellent finish

Speed Coat™ finish
means less friction and pitch buildup for fast, effortless cutting

Bosch C3 micrograin carbide
stays sharper longer and resists impact damage

Extra hard steel plate
resists bending and deflection

7

Wood and Metal Cutting Saw Blades

Daredevil™ Portable Saw Blades

Item #	Diameter	Teeth	Arbor	Grind Type	Hook Angle	Plate Thickness	Kerf	Tools	Application	Bulk Item #	Bulk Quantity
DCB618*	6-1/2"	18	5/8" ◇*	ATB, triple sharp	17°	.043"	.063"	Portable/ worm drive/ cordless	Fast cut	—	—
DCB624*	6-1/2"	24	5/8" ◇*	ATB, triple sharp	17°	.043"	.063"	Portable/ worm drive/ cordless	Framing	—	—
DCB718*	7-1/4"	18	5/8" ◇*	ATB, triple sharp	17°	.043"	.063"	Portable/ worm drive	Fast cut	DCB718B25*	25
DCB724*	7-1/4"	24	5/8" ◇*	ATB, triple sharp	17°	.043"	.063"	Portable/ worm drive	Framing	DCB724B3*	3
										DCB724C10	10
										DCB724B25	25
DCB724D*	7-1/4"	24	5/8" ◇*	ATB, triple sharp	17°	.043"	.063"	Portable/ worm drive	Decks, wet lumber	—	—
DCB740*	7-1/4"	40	5/8" ◇*	ATB, triple sharp	15°	.043"	.063"	Portable/ worm drive	Finishing	DCB740B10*	10
DCB760*	7-1/4"	60	5/8" ◇*	ATB, triple sharp	10°	.043"	.063"	Portable/ worm drive	Ultra fine finish	—	—
DCB824*	8-1/4"	24	5/8" ◇*	ATB, triple sharp	17°	.060"	.086"	Portable/ worm drive	Framing	—	—
DCB840*	8-1/4"	40	5/8" ◇*	ATB, triple sharp	10°	.060"	.086"	Portable/ worm drive	Finishing	—	—

*◇=Diamond knockout

*Available Summer 2012

Metal Cutting Blades for Portable Saws

Ferrous Metal Cutting Blades

- ▶ Designed for steel plate, angle iron, bar stock or pipe
- ▶ Extra hard C6 carbide teeth with reduced hook angle produce a fast, clean cut with minimal burrs
- ▶ Cooler running, longer life, less dust and debris than bonded abrasive wheels

Item #	Diameter	Teeth	Arbor	Grind Type	Hook Angle	Plate Thickness	Kerf	Tools
CB748ST	7-1/4"	48	5/8" ⬠*	TCG	0°	.065"	.079"	Portable/worm drive
PRO82540ST	8-1/4"	48	5/8" ⬠*	TCG	0°	.063"	.078"	Portable/worm drive

*⬠=Diamond knockout

Non-Ferrous Metal Cutting Blades

- ▶ Clean cuts in aluminium, brass, copper and other non-ferrous metals and PVC
- ▶ Zero to slightly negative hook angles produce clean cuts without binding in extrusions, tubing or other delicate profiles
- ▶ Appropriate cutting lubricant recommended for optimal performance

Item #	Diameter	Teeth	Arbor	Grind Type	Hook Angle	Plate Thickness	Kerf	Tools
PRO72540NF	7-1/4"	40	5/8" ⬠*	TCG	0°	.070"	.103"	Portable/worm drive

*⬠=Diamond knockout

Precision Series Blades for Portable Saws

Bosch Precision Series

- ▶ Built for the value-conscious professional
- ▶ Blades feature thick, hardened steel plates to minimize deflection under load for straight, accurate cuts in demanding applications and extra-large resharpenable teeth
- ▶ For portable/worm drive saws



Item #	Diameter	Teeth	Arbor	Grind Type	Hook Angle	Plate Thickness	Kerf	Applications
PS712RIP	7-1/4"	12	5/8" ⬠*	FTG	20°	.070"	.114"	Fast ripping
PS724GP	7-1/4"	24	5/8" ⬠*	ATB	20°	.070"	.104"	General purpose
PS740GP	7-1/4"	40	5/8" ⬠*	ATB	15°	.070"	.104"	General purpose
PS740LAM	7-1/4"	40	5/8" ⬠*	TCG	15°	.070"	.104"	Laminates
PS740NF	7-1/4"	40	5/8" ⬠*	TCG	15°	.070"	.104"	Non-ferrous
PS818NC	8-1/4"	18	5/8"	TCG	-10°	.086"	.120"	Nail cutting
PS840GP	8-1/4"	40	5/8"	ATB	12°	.086"	.120"	General purpose

*⬠=Diamond knockout

Specialty Blades

Fiber Cement

- ▶ Built for the value-conscious professional
- ▶ Features deep gullets to minimize dust

Item #	Diameter	Teeth	Arbor	Grind Type	Hook Angle	Plate Thickness	Kerf	Tools
CB704FC	7-1/4"	4	5/8" ⬠*	FTG/diamond	10°	.070"	.98"	Portable/worm drive
CB706FC	7-1/4"	6	5/8" ⬠*	FTG	10°	.044"	.68"	Portable/worm drive

*⬠=Diamond knockout

Nail Cutting

- ▶ The remodeler's choice for cutting lumber, flooring and materials where nails are present
- ▶ Special triple-chip grind with -10° hook angle for longer tooth life than conventional saw blades
- ▶ Fully hardened plate resists warp and deflection in heavy use

Item #	Diameter	Teeth	Arbor	Grind Type	Hook Angle	Plate Thickness	Kerf	Tools
PRO82518NC	8-1/4"	18	5/8" ⬠*	TCG	-10°	.086"	.120"	Circular

*⬠=Diamond knockout



Reciprocating Saws

RS35 1-1/4" Demolition Reciprocating Saw



- ▶ Anti-Vibration System—An innovative anti-vibration handle combined with counter balance technology reduces vibration by up to 80%
- ▶ Orbital Action—Fast cutting in all types of materials with orbital-action feature
- ▶ Lockjaw™ Blade-Change System—Quick and easy blade changes. Allows one-handed blade insertion and ejection
- ▶ Constant Response™ Circuitry—Maintains speed under load

Includes:
Demolition Reciprocating Saw Blade
2608656897
Carrying Case

Specifications	
Rating	120V
Amperage	15.0
No Load SPM	0-2,900
Stroke Length	1-1/4"
Length	19"
Weight	10.3 lbs.

7

Wood and Metal Cutting Reciprocating Saws

RS428 1-1/8" Vibration Control™ Reciprocating Saw

NEW



- ▶ Toolless Blade-Change System—Fast and effortless blade installation and removal
- ▶ 14 Amps of power at only 8 lbs. for more power and less fatigue
- ▶ Constant Response™ Circuitry—Maintains speed under load
- ▶ Compact Size—Only 18.4" long allows easy cutting in challenging positions
- ▶ Orbital Action—Fast cutting in all types of materials with orbital-action feature

Includes:
Wood with Nails Reciprocating Saw Blade
2608656867
Carrying Bag **2610009025**

Specifications	
Rating	120V
Amperage	14.0
No Load SPM	0-2,900
Stroke Length	1-1/8"
Length	18.4"
Weight	9.3 lbs.



Innovative anti-vibration handle combined with counterbalance technology reduces vibration by up to 80%.

Popular Mechanics
5-Star Rating
Pro Sales
Editor's Choice



RS325 1" Compact Reciprocating Saw

NEW



- ▶ Toolless Blade-Change System—Fast and effortless blade installation and removal
- ▶ 12 Amps of power at only 7 lbs. for more power and less fatigue
- ▶ Ultra-Compact Size—Only 17.8" long, allows easy cutting in challenging positions
- ▶ Orbital Action—Fast cutting in all types of materials with orbital-action feature
- ▶ Variable-Speed Trigger—Improves cutting control in various materials

Includes:

Wood with Nails Reciprocating Saw Blade
2608656867
 Allen® Wrench **1619P05422**
 Carrying Bag **2610009025**

Specifications	
Rating	120V
Amperage	12.0
No Load SPM	0–2,800
Stroke Length	1"
Length	17.8"
Weight	7.4 lbs.

RS7 1-1/8" Reciprocating Saw



- ▶ Toolless Blade-Change System—Fast and effortless blade installation and removal
- ▶ Dual LED Lights—Bright and long-lasting LEDs to illuminate your cutting zone
- ▶ Variable-Speed Trigger—Improves cutting control in various materials
- ▶ Ergonomic Handle with Soft Grip—Maximum comfort and gripping during cutting

Includes:

All-Purpose Reciprocating Saw Blade
2608656863
 Allen® Wrench **1619P05422**
 Jobsite Carrying Bag

Specifications	
Rating	120V
Amperage	11.0
No Load SPM	0–2,700
Stroke Length	1-1/8"
Length	19.25"
Weight	8.3 lbs.



Reciprocating Saw Blades



A recip blade needs to cut faster and last longer. Bosch delivers precision-ground teeth and thick blades for high performance in wood and metal cutting. The lineup includes blades designed specifically for durability in demolition, heavy-use and specialty applications like fiber cement.

Reciprocating Saw Blade Anatomy

TPI (teeth per inch)

Lower TPI results in a faster, rougher cut. Higher TPI results in a cleaner cut. Variable tooth pitch has teeth that change along the length of the blade allowing both faster and cleaner cuts.

Gullet—space between each tooth

The gullet collects and clears out the material being cut. Deep gullets clear material more efficiently than shallow gullets.

Blade shapes—taper and non-taper

Taper-back blades are designed for plunge cutting, curve cuts and easier starts in hard-to-reach applications.

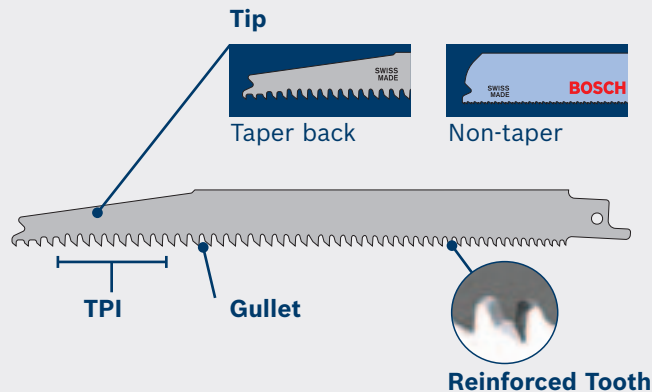
Kerf—body thickness

Thin-kerf blades offer faster cutting and flexibility for flush cutting. Thicker-kerf blades offer straight, more stable cutting.

Reinforced tooth—

wide tooth base with a smaller gullet

Strengthened tooth design that results in longer life.



Bosch 2×2 Tooth Geometry



Alternating height on pairs of teeth for up to 20% faster material removal

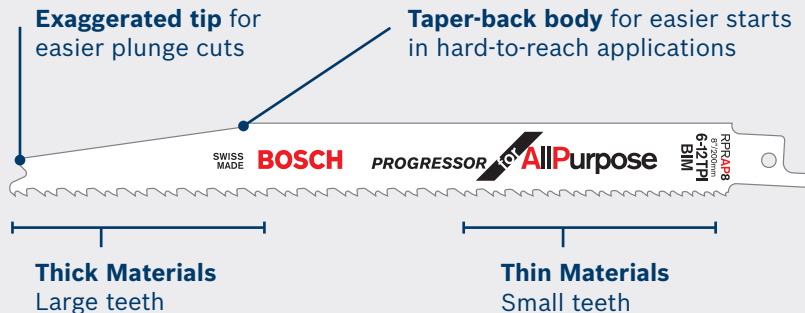


Wood and Metal Cutting Reciprocating Saw Blades

7

Progressor Reciprocating Blades—Two blades in one

- ▶ Cuts thin and thick materials without changing blades



Daredevil™ Reciprocating Saw Blades

Durable recip blades last up to 20% longer*

Micro-blast teeth
stay sharp longer

2×2 tooth geometry
is up to 20% faster

More height and thickness for straighter cuts and less vibration

Powder metal alloy provides more heat resistance and longer life



* Based on independent testing vs. standard recip blade †select blades

Daredevil™ Reciprocating Saw Blades

Item #	Qty.	Cut Type	Application	TPI	Blade Material	Overall Length	Blade Thickness
DRPRW8	5	Speed for Wood	Wood and PVC/plastics	6-10 P	HCS	8"	.05"
DRPRW8-25B	25						
DRDN6V	5	Demolition for Wood with Nails	Wood with nails	5/8 V	Bi-metal	6"	.062"
DRDN6V-25B	25						
DRDN9V	5	Demolition for Wood with Nails	Wood with nails	5/8 V	Bi-metal	9"	.062"
DRDN9V-25B	25						
DRDN12V	5	Demolition for Wood with Nails	Wood with nails	5/8 V	Bi-metal	12"	.062"
DRDN12V-25B	25						
DRECM6X2	5	Speed for Thin Metal	Thin metal (1/16"–1/8")	14+18 2×2	Bi-metal	6"	.035"
DRECM6X2-25B	25						
DRECM9X2	5	Speed for Thin Metal	Thin metal (1/16"–1/8")	14+18 2×2	Bi-metal	9"	.035"
DRECM9X2-25B	25						
DRESM6X2	5	Speed for Thick Metal	Thick metal (1/8"–1/2"), aluminum and other non-ferrous metals	8+10 2×2	Bi-metal	6"	.042"
DRESM6X2-25B	25						
DRESM9X2	5	Speed for Thick Metal	Thick metal (1/8"–1/2"), aluminum and other non-ferrous metals	8+10 2×2	Bi-metal	9"	.042"
DRESM9X2-25B	25						
DREDM6X2	5	Demolition for Metal	Metal (1/8"–1/2"), aluminum and other non-ferrous metals	8+10 2×2	Bi-metal	6"	.062"
DREDM6X2-25B	25						
DREDM9X2	5	Demolition for Metal	Metal (1/8"–1/2"), aluminum and other non-ferrous metals	8+10 2×2	Bi-metal	9"	.062"
DREDM9X2-25B	25						

P=Progressive tooth V=Variable gullet 2×2=Two-by-two tooth geometry



 **Daredevil™**

The Daredevil™ line provides best-in-class performance. For more information on the Daredevil™ line of products see pages 102–106.

Wood and All-Purpose Reciprocating Saw Blades



Item #	Qty.	Cut Type	Application	TPI	Blade Material	Overall Length	Blade Thickness
RD6V	5	All-Purpose Demolition	Wood with nails, PVC/plastics, metal (1/8"-1/4"), aluminum and other non-ferrous metals	10/14 V	Bi-metal	6"	.05"
RD6V-25B	25						
RD9V	5	All-Purpose Demolition	Wood with nails, PVC/plastics, metal (1/8"-1/4"), aluminum and other non-ferrous metals	10/14 V	Bi-metal	9"	.05"
RD9V-25B	25						
RD12V	5	All-Purpose Demolition	Wood with nails, PVC/plastics, metal (1/8"-1/4"), aluminum and other non-ferrous metals	10/14 V	Bi-metal	12"	.05"
RD12V-25B	25						
RHN66	5	Heavy for Wood with Nails	Wood with nails	6	Bi-metal	6"	.053"
RHN66-25B	25						
RHN96	5	Heavy for Wood with Nails	Wood with nails	6	Bi-metal	9"	.053"
RHN96-25B	25						
RHN126	5	Heavy for Wood with Nails	Wood with nails	6	Bi-metal	12"	.053"
RHN126-25B	25						
RSN6V	5	Speed for Wood with Nails	Wood with nails	5/8 V	Bi-metal	6"	.050"
RSN6V-25B	25						
RSN9V	5	Speed for Wood with Nails	Wood with nails	5/8 V	Bi-metal	9"	.050"
RSN9V-25B	25						
R12V418	5	Wood with Nails	Wood with nails	6	Bi-metal	4"	.035"
RN66	5	Wood with Nails	Wood with nails	6	Bi-metal	6"	.035"
RN66-25B	25						
RN96	5	Wood with Nails	Wood with nails	6	Bi-metal	9"	.035"
RN96-25B	25						
RN126	5	Wood with Nails	Wood with nails	6	Bi-metal	12"	.035"
RN126-25B	25						
RPRAP6	5	Progressor for All Purpose	Wood with nails, PVC/plastics and metal (5/64"-3/8")	6-12 P	Bi-metal	6"	.050"
RPRAP6-25B	25						
RPRAP8	5	Progressor for All Purpose	Wood with nails, PVC/plastics and metal (5/64"-3/8")	6-12 P	Bi-metal	8"	.050"
RPRAP8-25B	25						
RAP610	5	All Purpose	Wood with nails, PVC/plastics and metal (1/8"-1/4")	10	Bi-metal	6"	.035"
RAP610-25B	25						
RAP910	5	All Purpose	Wood with nails, PVC/plastics and metal (1/8"-1/4")	10	Bi-metal	9"	.035"
RAP910-25B	25						

P=Progressive tooth V=Variable gullet



Item #	Qty.	Cut Type	Application	TPI	Blade Material	Overall Length	Blade Thickness
RAP1210	5	All Purpose	Wood with nails, PVC/plastics and metal (1/8"-1/4")	10	Bi-metal	12"	.035"
RAP1210-25B	25						
RAP6V	5	All Purpose	Wood with nails, PVC/plastics and metal (1/8"-1/4")	10/14 V	Bi-metal	6"	.035"
RAP6V-25B	25						
RAP9V	5	All Purpose	Wood with nails, PVC/plastics and metal (1/8"-1/4")	10/14 V	Bi-metal	9"	.035"
RAP9V-25B	25						
RAP12V	5	All Purpose	Wood with nails, PVC/plastics and metal (1/8"-1/4")	10/14 V	Bi-metal	12"	.035"
RAP12V-25B	25						
RCTM6X2	5	Clean for Thin Materials	Wood, PVC/plastics and metal (1/16"-1/8")	14+18 2x2	Bi-metal	6"	.042"
RCTM6X2-25B	25						
R12V4X2	5	Clean for Thin Materials	Wood, PVC/plastics and metal (1/16"-1/8")	14+18 2x2	Bi-metal	4"	.035"
RW66	5	Wood	Wood and PVC/plastic	6	HCS	6"	.050"
RW66-25B	25						
RW96	5	Wood	Wood and PVC/plastic	6	HCS	9"	.050"
RW96-25B	25						
RW126	5	Wood	Wood and PVC/plastic	6	HCS	12"	.050"
RW126-25B	25						
RP95	5	Pruning	Timber	5	HCS	9"	.059"
RP125	5	Pruning	Timber	5	HCS	12"	.059"
RP125-25B	25						

V=Variable gullet 2x2=Two-by-two tooth geometry



Metal Reciprocating Saw Blades




Item #	Qty.	Cut Type	Application	TPI	Blade Material	Overall Length	Blade Thickness
RDM6X2	5	Demolition For Metal	Metal (1/8"-1/4")	8+10 2x2	Bi-metal	6"	.062"
RDM6X2-25B	25						
RDM9X2	5	Demolition For Metal	Metal (1/8"-1/4")	8+10 2x2	Bi-metal	9"	.062"
RSM7X2	5	Straight for Heavy Metal	Thick metal (1/8"-1/2")	8+10 2x2	Bi-metal	7"	.050"
RSM7X2-25B	25						
RPRM6	5	Progressor for Metal	Thick metal (1/8"-1/2")	8-14 P	Bi-metal	6"	.050"
RSM6X2	5	Speed for Heavy Metal	Metal (1/8"-1/4")	8+10 2x2	Bi-metal	6"	.042"
RSM6X2-25B	25						
RSM9X2	5	Speed for Heavy Metal	Thick metal (1/8"-1/2")	8+10 2x2	Bi-metal	9"	.042"
RSM9X2-25B	25						
RSM12X2	5	Speed for Heavy Metal	Thick metal (1/8"-1/2")	8+10 2x2	Bi-metal	12"	.042"
RSM12X2-25B	25						

P=Progressive tooth 2x2=Two-by-two tooth geometry



Metal Reciprocating Saw Blades continued



Item #	Qty.	Cut Type	Application	TPI	Blade Material	Overall Length	Blade Thickness
RCM6X2	5	Clean for Heavy Metal	Thin metal (1/16"-1/8")	14+18 2x2	Bi-metal	6"	.042"
RCM6X2-25B	25						
RCM9X2	5	Clean for Heavy Metal	Thin metal (1/16"-1/8")	14+18 2x2	Bi-metal	9"	.042"
RCM9X2-25B	25						
RCM12X2	5	Clean for Heavy Metal	Thin metal (1/16"-1/8")	14+18 2x2	Bi-metal	12"	.042"
RCM12X2-25B	25						
RFM10V	5	Flush for Heavy Metal	Thick metal (1/8"-1/2")	9/12 V	Bi-metal	10"	.035"
RFM10V-25B	25						
RSM418	5	Scroll for Metal	Sheet metal (10-16 gauge)	18	Bi-metal	4"	.035"
R12V410	5	Metal	Metal (1/8"-1/4")	10	Bi-metal	4"	.035"
R12V414	5	Metal	Thin metal (1/16"-1/8")	14	Bi-metal	4"	.035"
RM414	5	Metal	Thin metal (1/16"-1/8")	14	Bi-metal	4"	.035"
RM614	5	Metal	Thin metal (1/16"-1/8")	14	Bi-metal	6"	.035"
RM614-25B	25						
RM914	5	Metal	Thin metal (1/16"-1/8")	14	Bi-metal	9"	.035"
RM914-25B	25						
R12V418	5	Metal	Sheet metal (10-16 gauge)	18	Bi-metal	4"	.035"
RM418	5	Metal	Sheet metal (10-16 gauge)	18	Bi-metal	4"	.035"
RM618	5	Metal	Sheet metal (10-16 gauge)	18	Bi-metal	6"	.035"
RM618-25B	25						
RM918	5	Metal	Sheet metal (10-16 gauge)	18	Bi-metal	9"	.035"
RM918-25B	25						
RM1218	5	Metal	Sheet metal (10-16 gauge)	18	Bi-metal	12"	.035"
RM1218-25B	25						
R12V424	5	Metal	Sheet metal (17-26 gauge)	24	Bi-metal	4"	.035"
RM424	5	Metal	Sheet metal (17-26 gauge)	24	Bi-metal	4"	.035"
RM624	5	Metal	Sheet metal (17-26 gauge)	24	Bi-metal	6"	.035"
RM624-25B	25						
RM924	5	Metal	Sheet metal (17-26 gauge)	24	Bi-metal	9"	.035"
RM924-25B	25						

V=Variable gullet 2x2=Two-by-two tooth geometry

7

Wood and Metal Cutting Reciprocating Saw Blades





Specialty Reciprocating Saw Blades



Item #	Qty.	Cut Type	Application	TPI	Blade Material	Overall Length	Blade Thickness
RCB8DG	1	Diamond for Cast Iron and Block	Plaster/drywall, tile, fiberglass, brick and cast iron	Grit	Diamond	8"	.050"
RCB6G-2	2	Carbide for Cast Iron and Block	Plaster/drywall, tile, fiberglass, brick and cast iron	30 grit	Carbide	6"	.032"
RCB9G-2	2	Carbide for Cast Iron and Block	Plaster/drywall, tile, fiberglass, brick and cast iron	30 grit	Carbide	9"	.032"
RS418-2	2	Carbide for Stainless Steel	Stainless steel	18	Carbide (strip)	4"	.039"
RS618-2	2	Carbide for Stainless Steel	Stainless steel	18	Carbide (strip)	6"	.039"
RCFP93-2	2	Carbide for Cement, Fiber and Plaster Board	Cement board, fiber board and plaster board	3	Carbide (tooth)	9"	.039"
RCFP123-2	2	Carbide for Cement, Fiber and Plaster Board	Cement board, fiber board and plaster board	3	Carbide (tooth)	12"	.039"
RRD6V	5	Special for Rescue and Demolition Glow-in-the-dark coating	Wood with nails, PVC/plastics and metal (3/16"-1/8")	10/14 V	Bi-metal	6"	.050"
RRD6V-25B	25						
RRD9V	5	Special for Rescue and Demolition Glow-in-the-dark coating	Wood with nails, PVC/plastics and metal (3/16"-1/8")	10/14 V	Bi-metal	9"	.050"
RRD9V-25B	25						
RRD12V	5	Special for Rescue and Demolition Glow-in-the-dark coating	Wood with nails, PVC/plastics and metal (3/16"-1/8")	10/14 V	Bi-metal	12"	.050"
RRD12V-25B	25						
R12VD46	5	Drywall	Plaster/drywall	6	Bi-metal	4"	.035"
RDW66	5	Clean for Drywall	Plaster/drywall	6	Bi-metal	6"	.050"

V=Variable gullet

Reciprocating Saw Blade Sets

Item #	# of Pieces	Set Type	Includes	Case Type
RAP10PK	10	All purpose	(2) RM614 (2) RM618, (2) RN66, (1) RN96, (3) RW66	Pouch
RD12PK	12	Demolition	(2) RDM6X2, (1) RDM9X2, (2) RDN6V, (2) RDN9V, (3) RD6V, (2) RSW93	Pouch
RD6SC	6	Demolition	(1) RHN66, (1) RHN96, (1) RHN126, (1) RSM7X2, (1) RPRAP6, (1) RCFP66	Pouch
R12V8PK	8	All purpose	(2) R12V46, (2) RM414, (2) RM418, (2) RM424	—
DR7PK	7	Daredevil™ all purpose	(2) DRDN6V, (1) DRDN9V, (2) DREDM6X2, (1) DREDM9X2, (1) DRESM6X2	—

Power Handsaw



1640VS FineCut™ Power Handsaw



- ▶ Powerful and Accurate—Ideal for flush and trim cuts
- ▶ Dual LEDs—Enhanced visibility
- ▶ Toolless Blade-Change System—Fast and easy blade change
- ▶ True Flush Cutting—Offset blade that cuts at working surface

Specifications	
Voltage Rating	120V
Amp Rating	3.5
No Load SPM	1,500–2,800
Stroke Length	5/8"
Length	12"
Weight	3.5 lbs.

Includes:
 (1) Fine-Tooth Flush Cut Blade for Wood
FS200ABU

7

Wood and Metal Cutting Power Handsaw and Accessories

Power Handsaw Blades

Blades for 1640VS FineCut™ Power Handsaw

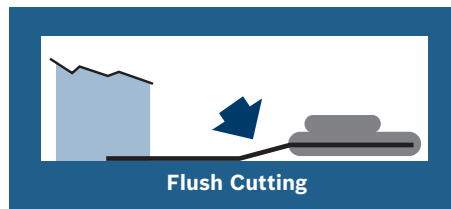
- ▶ Ideal for thick and thin materials
- ▶ High-alloy steel (HAS) blades with hardened ground teeth
- ▶ Ultra-fine tooth design provides smooth, tear-free cuts
- ▶ Flex-resistant, steel-blade guides provide accurate guidance



Regular Cut Blade



Flush Cut Blade



Flush Cutting

Item #	Blade Length	TPI	Type of Cut	Blade Material	Designed for Cutting
FS180ATU	5-3/4"	20	Regular	High-alloy steel (fine tooth)	Wood/PVC/plastic
FS180DTU	5-3/4"	8	Regular	High-alloy steel (coarse tooth)	Wood/PVC/plastic
FS200ABU	7-7/8"	20	Flush	High-alloy steel (fine tooth)	Wood/PVC
FS200ABF	7-7/8"	20	Flush	Bi-metal (fine tooth)	Wood/PVC/non-ferrous metal

Oscillating Multi-X™ Tools and Accessories



Power and Versatility Within Reach

The oscillating multi-tool is one of the most exciting categories in the power tool universe today. And no one has a more innovative tool and accessory offering than Bosch. New corded Multi-X™ models provide high power for smooth handling and fast results in remodeling, woodworking, carpentry, floor installation and many other projects you can't do with other tools. Not only is it a powerful tool, but it comes equipped with the Oscillating Interface System (OIS™)—a unique 12-pin interface that provides a secure connection between the multi-tool and accessory for great results in high-torque applications. And Bosch multi-tool accessories offer the best performance for the price in speed and durability. With great features for cutting, grinding, scraping and sanding, the Bosch multi-tool system gives you the power and versatility to tackle any job.



Maximize Your Kitchen



7

Wood and Metal Cutting Oscillating Multi-X™ Tools

The kitchen is the nerve center of any home. Although meal preparation is its primary function, any social gathering seems to bring people to this multipurpose room. At installation or remodeling time, the kitchen presents a diverse environment requiring tools for everything from cabinetry adjustment to flooring installation.

1 Caulk Removal



Caulk removal from sinks or faucets is a painstaking job with a scraper or razor blade, but the oscillating tool caulk knife makes this tough job easy.



OSC214C

2 Cut Shims



Installation of crown molding, cabinetry and baseboards requires precise measurements and on-the-fly adjustment. The multipurpose plunge cut blade offers a combination of precision and toughness that makes these modifications seamless with a single tool.



OSC112

3 Remove Linoleum



The linoleum demands an update, but you know it's going to be a tough job on hands and knees. The flexible two-inch scraping accessory harnesses the smooth power of the oscillating tool to quickly remove flooring and strong adhesives.



OSC2FSC

4 Cut Nails




An issue every remodeler must confront is old nails. They're in corners and tight spaces where a hammer just can't reach. The titanium-coated saw blade makes short work of even the most stubborn nails.




OSC212TC

Maximize Your Living Room



There's no room in the home that reflects personal style quite like the living room. Flooring, wall coverings and windows all mesh to present an interior landscape that's both functional and reflective of the design aesthetic. Accents and personal flourishes tell a story in wood, glass, drywall and decorative metals from floor to ceiling.


1 Remove Caulk From Window



OSC2RSC

There are times when subtlety wins the day. Use the scraping attachment to remove caulk and other adhesives from windows and sensitive glass surfaces. While it's fast, it won't jar glass or window components.

2 Install Floor Vents



OSC138JF

Cutting vents in floors made from a variety of materials requires a tool that's tough and precise. The Bosch multi-tool can work through everything from the toughest laminate to hardwood.

3 Cut Hole in Wall for Outlets/Switches



OSC312

No building pro wants to waste time changing tools from cutting to grinding to scraping all day. That's especially true when the requirement is a simple switch or outlet cutout in drywall. The multi-tool makes fast, straight cuts to keep the job moving.

4 Sand Moldings



SDTW

Crown molding, chair rails and baseboards add character to a room. Getting the most out of these wood accents requires sanding contours for the finishing touch. Sanding triangles get into hard-to-reach areas with an oscillating motion that's controlled and compact.



Maximize Your Basement Remodel



The basement remodel has become an important part of buying and selling a home. The space may be empty now, but homeowners and potential buyers can see a movie room, an entertainment area with a bar or a children's play area among the bare floor joist and exposed insulation. It just takes a little vision.

1 Cut Excess Spray Foam



Spray foam is an adaptable building material that can be used just about anywhere. But it can end up in a lot of places where it shouldn't be. The scraping blade removes brittle excess to leave a smooth, clean surface.



OSC214C

2 Notch Frame for Mechanical



There are times when new or existing systems for ventilation, water or gas are located too close to structural elements, particularly wood framing. When notching is required, the plunge cut blade handles close-quarter cuts that make retrofits easier.



OSC112

3 Grind Excess Mortar or Mastic



Removing excess mortar or grinding down foundation imperfections is the key to building a high-quality basement living space. The grinding accessory employs diamond grit to expertly cut hard material.



OSC312DG

4 Cut Insulation



It's great to have a tool that can cut foam insulation as easily as it does wood and drywall. The serrated knife cutting blade easily slices through insulation to leave a professional finish along the edge. And that saves time and money over the course of the job.



OSC4K

Maximize Your Outdoor Living



The patio and deck mark the new frontier in recasting the home living area. That includes everything from poolside relaxation and outdoor cooking to expansive deck space for family events. Tough materials like stone, concrete and composite wood are the rule of the day in configuring an outdoor living area.

1 Mortar Repairs



Mortar is literally the glue that holds stone, brick and decorative tile elements in place. When it needs repair, the grinding accessory removes mortar and grout cleanly and easily.



OSC312DG

2 Cut Pipes for Plumbing or Gas Lines




Access to water and natural gas transforms a patio into an outdoor living space. The cutting saw makes those resources available in more places by slicing through both PVC and metal pipes with speed and accuracy in tight spaces.



OSC312F

3 Scrape Paint



The rigid scraping blade makes surface preparation fast and painless, especially compared to using hand tools for the same job.



OSC2RSC

4 Cut-In for Replacement Lighting



Lighting sets the mood on the patio or deck. And today's lighting solutions fit into wood stairs and hardwood design elements. Access these hard-to-reach locations with the Japanese-tooth plunge cut blade for precise, accurate cuts.



OSC138JF



Oscillating Multi-X™ Tools



All Bosch multi-tools use the 12-pin interface for greater power and more torque. Users also benefit from a 30° incremental adjustment for better positioning in tight spaces.



MX30E

Reinforced gearing and metal gear housing for optimal force transmission durability and low vibration

Constant Response™ circuitry maintains speed under load

Ergonomic design with narrow body and soft grip to reduce fatigue

No-mar nose protects workpiece

Cord swivel

Variable-speed dial for matching speed to application and material

Toolless-blade change system lever allows quick change of OIS™ accessories without wrench



Also available in 12V Max Lithium-Ion model PS50. See pages 74-75 for complete product listing.



Versatile

Designed for cutting, grinding, scraping and sanding applications with many types of materials.

Compact

Small enough to reach into tight spaces.



MX30EC-21 Oscillating Multi-X™ Tool Kit

NEW



Available Spring 2012

- ▶ Toolless Blade Change System—Lever allows quick change of OIS™ accessories without wrench
- ▶ Variable-Speed Dial—For matching speed to application and material
- ▶ Constant Response™ Circuitry—Maintains speed under load
- ▶ Ball-Joint Cord Swivel—For enhanced ease of positioning tool and for cord durability

Specifications	
Voltage Rating	120V
Amp Rating	3.0
No Load SPM	8,000–20,000
Length	10.9"
Grip Diameter	6.9"
Oscillating Angle	L/R 1.4° (2.8° total)
Cord Length	12 ft.
Weight	3.6 lbs.

Includes:

Wood Plunge Cut Blade **OSC112**
 Japanese-Tooth Plunge Cut Blade **OSC138JF**
 Wood/Metal Saw Blade **OSC312F**
 Carbide Grout Blade **OSC312RF**
 Rigid Scraper Blade **OSC2RSC**
 Sanding Pad **2608000492**
 (15) Sanding Triangles
 Accessory Box **2609100707**
 Carrying Bag



MX30EK-33 Oscillating Multi-X™ Tool Kit

NEW



Same features as MX30EC-21 on page 199.



Available Spring 2012

Same specifications as MX30EC-21 on page 199.

Includes:
 Wood Plunge Cut Blade **OSC112**
 Japanese-Tooth Plunge Cut Blade **OSC138JF**
 Wood/Metal Saw Blade **OSC312F**
 Carbide Grout Blade **OSC312RF**
 Rigid Scraper Blade **OSC2RSC**
 Metal Plunge Cut Blade **OSC138MF**
 Rasp Blade **OSC3DRF**
 Sanding Pad **2608000492**
 (25) Sanding Triangles
 Accessory Box **2609100707**
 Carrying Case

MX30EL-37 Oscillating Multi-X™ Tool Kit with L-Boxx®

NEW



Same features as MX30EC-21 on page 199.

Information about L-Boxx® is available on page 322.



Available Spring 2012

Same specifications as MX30EC-21 on page 199.

Includes:
 Japanese-Tooth Plunge Cut Blade **OSC138JF**
 Wood/Metal Saw Blade **OSC312F**
 Carbide Grout Blade **OSC312RF**
 Rigid Scraper Blade **OSC2RSC**
 Metal Plunge Cut Blade **OSC138MF**
 Rasp Blade **OSC3DRF**
 Wood Plunge Cut Blade **OSC34**
 (2) Wood Plunge Cut Blades **OSC112**
 Wood/Metal Plunge Cut Blade **OSC34F**
 Caulk Blade **OSC214C**
 Sanding Pad **2608000492**
 (25) Sanding Triangles
 Accessory Box **2609100707**
 Carrying Case **L-BOXX-2**
 L-Boxx® Insert **6035961555**

MX25EC-21 Oscillating Multi-X™ Tool Kit



- ▶ Durable OIS™ Accessory Interface—Easy to change and position accessories using hex wrench
- ▶ Variable-Speed Dial—For matching speed to application and material
- ▶ Constant Response™ Circuitry—Maintains speed under load
- ▶ Ball-Joint Cord Swivel—For enhanced ease of positioning tool and for cord durability

Specifications	
Voltage Rating	120V
Amp Rating	2.5
No Load SPM	8,000–20,000
Length	10.9"
Grip Diameter	6.9"
Oscillating Angle	L/R 1.4° (2.8° total)
Cord Length	8.5 ft.
Weight	3.3 lbs.

Includes:
 Japanese-Tooth Plunge Cut Blade **OSC138JF**
 Wood/Metal Saw Blade **OSC312F**
 Carbide Grout Blade **OSC312RF**
 Rigid Scraper Blade **OSC2RSC**
 Sanding Pad **SDP001**
 (15) Sanding Triangles
 Adapter **OSCAD1**
 5mm Hex Wrench **1907950006**
 Accessory Box
 Carrying Bag



MX25E



9.5 rating

MX25EK-33 Oscillating Multi-X™ Tool Kit



Same features as MX25EC-21 on the left.



Same specifications as MX25EC-21 on the left.

Includes:

- Japanese-Tooth Plunge Cut Blade **OSC138JF**
- Wood/Metal Saw Blade **OSC312F**
- Carbide Grout Blade **OSC312RF**
- Rigid Scraper Blade **OSC2RSC**
- Metal Plunge Cut Blade **OSC138MF**
- Rasp Blade **OSC3DRF**
- Sanding Pad **SDP001**
- (25) Sanding Triangles
- Adapter **OSCAD1**
- 5mm Hex Wrench **1907950006**
- Accessory Box
- Carrying Case

MX25EL-37 Oscillating Multi-X™ Tool Kit with L-Boxx®



Same features as MX25EC-21 on the left.

Information about L-Boxx® is available on page 322.



Same specifications as MX25EC-21 on the left.

Includes:

- Japanese-Tooth Plunge Cut Blade **OSC138JF**
- Wood/Metal Saw Blade **OSC312F**
- Carbide Grout Blade **OSC312RF**
- Rigid Scraper Blade **OSC2RSC**
- Metal Plunge Cut Blade **OSC138MF**
- Rasp Blade **OSC3DRF**
- Wood Plunge Cut Blade **OSC34**
- Wood Plunge Cut Blade **OSC112**
- Wood/Metal Plunge Cut Blade **OSC34F**
- Caulk Blade **OSC214C**
- Sanding Pad **SDP001**
- (25) Sanding Triangles
- Adapter **OSCAD1**
- 5mm Hex Wrench **1907950006**
- Accessory Box
- Carrying Case **L-BOXX-2**
- L-Boxx® Insert **6035961555**

Oscillating Multi-Tool Cutting Accessories



Whether the material is wood, hardwood, sheet metal, tile, stone, fiberglass or nail-embedded wood, Bosch offers a cutting solution at the best price-for-performance ratio in the industry. Bosch offers innovation combined with the widest variety of multi-tool cutting accessories available.

7

Wood and Metal Cutting Oscillating Multi-X™ Accessories

Titanium-Coated Blades

30% Longer Life

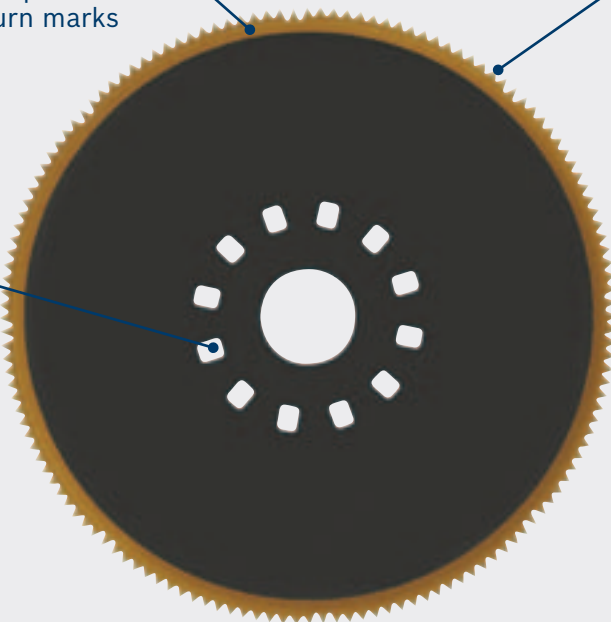
Wear resistant in abrasive materials



Exclusive: bi-metal circular welding (BIM = long life)
free-standing teeth prevent jamming and reduce burn marks

Titanium nitride-coated teeth
for 30% longer life*


OIS™ 12-pin system
for high-torque,
heavy-duty applications



*versus a standard bi-metal or high-speed steel saw blade



Multi-Tool Cutting Accessories



Item #	Description	Blade Width	Application
Plunge Cut			
OSC38	HCS/wood	3/8"	Cutting wood floors, dowels or trim work
OSC34 OSC34-5 - 5pk	HCS/wood	3/4"	Cutting wood floors, dowels or trim work
OSC112 OSC112-3 - 3pk OSC112-10 - 10pk	HCS/wood	1-1/4"	Cutting door jambs and trim work
OSC38F	BIM/wood and metal	3/8"	Cutting nails in trim work
OSC34F OSC34F-5 - 5pk	BIM/wood and metal	3/4"	Cutting nails in trim work
OSC118F OSC118F-5 - 5pk OSC118F-10 - 10pk	BIM/wood and metal	1-1/8"	Cutting wood floors or metal (nails and staples)
OSC138JF OSC138JF-5 - 5pk OSC138JF-10 - 10pk	BIM Japanese-tooth/ hardwood	1-1/4"	Hardwood
OSC138MF OSC138MF-10 - 10pk	BIM/metal	1-1/4"	Cutting thin-gauge metal (sheet metal and metal studs)
OSC212FH OSC212FH-10 - 10pk	BIM/wood and metal	2-1/2"	Cuts and easily removes debris in abrasive woodworking materials. Maneuvers easily in wood
Segmented Saw			
OSC312	HCS/wood	3-1/2"	Trimming door jambs or cutting drywall
OSC4K	HCS serrated knife	4"	Cutting insulation, boxes and other soft materials
OSC312F OSC312F-3 - 3pk OSC312F-10 - 10pk	BIM/wood and metal	3-1/2"	Trimming door jambs with nails
OSC4F	BIM/wood and metal	4"	Making wide cuts in door jambs and cutting nails in trim work
OSC212T	Titanium BIM/wood and metal	2-1/2"	Sheet metal, fiberglass and nail-embedded wood
OSC314T	Titanium BIM/wood and metal	3-1/4"	Sheet metal, fiberglass and nail-embedded wood
Circular Saw			
OSC212TC	Titanium BIM/wood and metal	2-1/2"	Expanded surface area with full saw, designed for sheet metal, fiberglass and nail-embedded wood
OSC314TC	Titanium BIM/wood and metal	3-1/4"	Expanded surface area with full saw, designed for sheet metal, fiberglass and nail-embedded wood



(OSC118F)



HCS = High Carbon Steel
BIM = Bi-Metal



Multi-Tool Grinding Accessories



Applications for this Bosch lineup range from grout removal between closely set tiles to cutting abrasive materials. High-quality carbide grit and diamond-grit blades deliver great performance. Segment blades and a triangle rasp ensure Bosch grinding products can perform any application with precision in tight spaces.

Multi-Tool Grinding Accessories



Item #	Description	Size	Application
OSC212RF	Carbide grit/grout and tile	2-1/2" x 1/16" kerf	Removing grout between closely set tiles such as accent tiles
OSC312RF OSC312RF-10-10pk	Carbide grit/grout and tile	3-1/2" x 1/8" kerf	Removing grout between set tiles
OSC312DG	Diamond grit/hard materials	3-1/2" x 1/8" kerf	Cutting abrasive materials or tile
OSC3DRF	Carbide grit delta rasp	3"	Removing thinset material beneath tiles
OSC212HG	Carbide grit/grout and grinding (3Max™)	2-1/2" x 1/8" kerf	Removing grout between tiles and scraping away excess thinset beneath existing tiles


7

Wood and Metal Cutting Oscillating Multi-X™ Accessories

3Max™: Three Blades in One

The Most Efficient Solution for Grout and Mortar

Easily replace broken tiles by removing grout, joinery and thinset. Offers 90° cornering.



Edges and base are coated with high-quality tungsten carbide grit to remove grout and mortar in large spaces and corners

OIS™ 12-pin system for high-torque, heavy-duty applications



1. Coated edge for tile removal



2. Flat base for thinset and mortar removal




3. Rasping finger for working 90° corners

Multi-Tool Scraping Accessories



Bosch scraping accessories for the oscillating multi-tool remove paint, caulk, adhesive and window putty from many surfaces, including tubs, showers, faucets and sensitive glass. These blades also can be used to remove flooring materials like linoleum and carpet.



Multi-Tool Scraping Accessories

Item #	Description	Size	Application
OSC214C	HCS caulk knife	2"	Removing adhesive/caulk from tubs, showers, sinks or faucets
OSC2FSC	HCS flexible scraper	2"	Removing linoleum, carpet, window putty, paint and hard caulk
OSC2RSC OSC2RSC-5-5pk	HCS rigid scraper	2"	Removing linoleum, carpet, window putty, paint and hard caulk

HCS = High-carbon steel

Sets



Multi-Tool Accessory Sets

Item #	# of Pieces	Includes
OSCS23	23	(1) OSC312F, (1) OSC118F (1) OSC2RSC, (2) SDTR060, (2) SDTR080, (2) SDTR120, (2) SDTR180, (2) SDTR240, (2) SDTW060, (2) SDTW080, (2) SDTW120, (2) SDTW180, (2) SDTW240
OSC138V	3	(1) OSC112, (1) OSC138JF, (1) OSC138

Multi-Tool Sanding Accessories



Sanding requires access to hard-to-reach areas at difficult angles. Bosch sanding triangles meet the need for surface finishing on multipurpose plywood and hardwoods. Triangles also remove rust/corrosion on metal.



Multi-Tool Sanding Accessories

Item #	Description	Size	Application
SDTR000 –60/120/240 Assorted Grits (6 pk) SDTR040 –40 Grit (5 pk) SDTR042 –40 Grit (25 pk) SDTR060 –60 Grit (5 pk) SDTR062 –60 Grit (25 pk) SDTR080 –80 Grit (5 pk) SDTR082 –80 Grit (25 pk) SDTR120 –120 Grit (5 pk) SDTR122 –120 Grit (25 pk) SDTR180 –180 Grit (5 pk) SDTR182 –180 Grit (25 pk) SDTR240 –240 Grit (5 pk) SDTR242 –240 Grit (25 pk)	Red detail sanding triangle for wood	3-1/2"	Multipurpose sanding projects with hardwoods such as oak and maple or building boards like plywood
SDTW000 –60/120/240 Assorted Grits (6 pk) SDTW040 –40 Grit (5 pk) SDTW042 –40 Grit (25 pk) SDTW060 –60 Grit (5 pk) SDTW062 –60 Grit (25 pk) SDTW080 –80 Grit (5 pk) SDTW082 –80 Grit (25 pk) SDTW120 –120 Grit (5 pk) SDTW122 –120 Grit (25 pk) SDTW180 –180 Grit (5 pk) SDTW182 –180 Grit (25 pk) SDTW240 –240 Grit (5 pk) SDTW242 –240 Grit (25 pk)	White detail sanding triangle for paint	3-1/2"	Paint and finish removal or sanding softer materials
CS101	Coarse triangle finishing pad	3-1/2"	Surface finishing and removal of rust and corrosion



Adapters


Bosch is the inventor of industry-leading interfaces such as T-shank jig saw blades, SDS masonry bits and now, OIS™. The OIS 12-pin system ensures the best transfer of power for high-torque applications and provides for adjustment of the accessory angle in 30° increments. The OIS001 adapter allows Bosch accessories to be used on multi-tools from other manufacturers.



**Best Fit
for All
Multi-Tools**



TM



Direct Fit

Bosch
Skil®
Ridgid®
Milwaukee®
Fein® 636

OIS™ Adapter

Fein® 250
Craftsman®
Rockwell®
Dremel®*
Masterforce®
Tool Shop®

Chicago Electric®
Performax™
Mastercraft®
Porter Cable®
Task Force®

*Maximum blade size for Dremel 6300 is 3" for segment blades and 1-1/8"L x 1-1/4" W

7

Wood and Metal Cutting Oscillating Multi-X™ Accessories



OIS001



OSCAD1

Adapters

Item #	Description	Size
OIS001	OIS™ adapter fits OIS™ accessories on any oscillating multi-tool	—
OSCAD1	Adapter for Bosch Multi-X™ fits other brands of accessories to Bosch MX25E and PS50. Included free with Bosch tool	—
SDP001	Delta sanding pad allows sanding sheets to attach to Bosch MX25E and PS50	3-1/2"
2608000492	Delta sanding pad allows sanding sheets to attach to Bosch MX30E	3-1/2"

Dust Collection Kits

OSC002 Dust Collection Kit

NEW



- ▶ Allows dust extraction and collection with Bosch Multi-X™ oscillating tools MX25E and PS50
- ▶ Only for use when sanding; cannot be used with cutting, grinding or scraping accessories and applications
- ▶ Hose port sized for Bosch vacuum hoses
- ▶ VAC024 adapter accepts standard North American 1-1/4" and 1-1/2" vacuum hoses

Includes:

Vacuum Hose Adapter **VAC024**

OSC003 Dust Collection Kit

NEW



Same features as OSC002 except:

- ▶ For use with Bosch MX30E Multi-X™ oscillating tool

Includes:

Vacuum Hose Adapter **VAC024**

Available Spring 2012

For more details visit Boschtools.com

Jig Saws

The Inventor and Innovator




From the beginning, Bosch engineers and technicians not only built tools but developed a vision that translated to new product reality. When a Bosch employee installed a blade on his wife's sewing machine in 1946, the idea for the jig saw was born. The following year the first portable jig saw was introduced. Today, Bosch still enjoys a worldwide reputation for developing and advancing this tool.



Innovations include:

- ▶ The industry-standard T-shank jig saw blade, preferred by professional jig saw users everywhere
- ▶ The first toolless blade-change system and enhanced blade-change systems
- ▶ Precision control system, which virtually eliminates blade wander
- ▶ Bosch continues to be the world's largest maker of jig saw blades

These and other innovations, together with smooth operation and high-quality performance, have made Bosch the world's largest manufacturer of jig saws for decades.



7561-118 Pneumatic Barrel-Grip Jig Saw



- ▶ Compressed Air Supply of 90 PSI with Air Consumption of 27.5 CFM—Provides cool operation
- ▶ No Room Air is Drawn Through Unit— Long life when cutting abrasive materials
- ▶ Toolless Blade Change System— For fast and easy blade change
- ▶ Low-Vibration Design—Extremely smooth operation

Includes:
(3) Assorted Blades
Anti-Splinter Insert **JA1002**

Specifications	
No Load SPM	2,200
Stroke Length	1"
Max. Bevel Cut	45°
Cutting Capacity: Aluminum	3/4"
Cutting Capacity: Mild Steel	3/8"
Cutting Capacity: Plastics	1-1/4"
Cutting Capacity: Wood	2-3/8"
Cutting Capacity: Stainless Steel	1/8"
Length	10"
Weight	3.5 lbs.





JS260 Top-Handle Jig Saw



- ▶ Heavy-gauge steel footplate
- ▶ Toolless T-Shank Blade-Change System—Fast and effortless blade installation and removal
- ▶ Variable Speed—Dial sets maximum speed and accelerator trigger controls operating speed
- ▶ Precision-machined plunging mechanism and low-vibration design for enhanced accuracy and smooth operation

Includes:
 Anti-Splinter Insert **JA1002**
 Blade
 Bevel Wrench **1907950006**
 Carrying Bag

Specifications	
Rating	120V
Amperage	6.0
No Load SPM	500–3,100
Stroke Length	3/4"
Max. Bevel Cut	45°
Cutting Capacity: Aluminum	3/8"
Cutting Capacity: Mild Steel	3/16"
Cutting Capacity: Wood	2-11/16"
Length	9-1/4"
Weight	5.3 lbs.

JS365 Top-Handle Jig Saw



- ▶ Sturdy die-cast footplate with steel insert and plastic overshoe for durability and protection of work surface
- ▶ Toolless T-Shank Blade-Change System—Fast and effortless blade installation and removal
- ▶ Variable Speed—Dial sets maximum speed and accelerator trigger controls operating speed
- ▶ Precision-machined plunging mechanism and low-vibration design for enhanced accuracy and smooth operation

Includes:
 Non-Marring Overshoe **1619P07958**
 Anti-Splinter Insert **2601016093**
 Blade
 Bevel Wrench **1907950006**
 Carrying Case

Specifications	
Rating	120V
Amperage	6.5
No Load SPM	500–3,100
Stroke Length	1"
Max. Bevel Cut	45°
Cutting Capacity: Aluminum	7/8"
Cutting Capacity: Mild Steel	3/8"
Cutting Capacity: Wood	3-1/2"
Length	9-5/8"
Weight	5.35 lbs.

Optional dust collection attachments available on pages 211 and 274.



JS470E Top-Handle Jig Saw



- ▶ Aluminum gearbox with insulated cover for durability and comfort
- ▶ Toolless T-Shank Blade-Change System with Blade-Ejection Lever—Fast insertion, no need to touch a hot blade
- ▶ Variable Speed—Dial sets maximum speed and accelerator trigger controls operating speed
- ▶ Constant Response™ Circuitry—Maintains desired speed under load for consistent performance and precision

Includes:

Non-Marring Overshoe **2601099183**
 Anti-Splinter Insert **2601016093**
 Blade
 Bevel Wrench **1907950006**
 Carrying Case

Optional dust collection attachments available on pages 211 and 274.

Specifications	
Rating	120V
Amperage	7.0
No Load SPM	500–3,100
Stroke Length	1"
Max. Bevel Cut	45°
Cutting Capacity: Aluminum	7/8"
Cutting Capacity: Mild Steel	3/8"
Cutting Capacity: Wood	5-7/8"
Length	9-5/8"
Weight	5.6 lbs.

JS470EB Barrel-Grip Jig Saw



Same features as JS470E above.

- ▶ Ergonomic body with upfront soft-grip handle for maximum comfort and control
- ▶ Variable Speed—Dial sets operating speed

Includes:

Non-Marring Overshoe **2601099183**
 Anti-Splinter Insert **2601016093**
 Blade
 Bevel Wrench **1907950006**
 Carrying Case

Optional dust collection attachments available on pages 211 and 274.

Same specifications as JS470E above.

Specifications	
Length	10-1/2"
Weight	5.9 lbs.



1590EVSL Top-Handle Jig Saw with L-Boxx®

Same features as JS470E on page 209.

- ▶ Precision Control System—Virtually eliminates blade wander
- ▶ Toolless Die-Case Aluminum Footplate—For fast and easy bevel adjustment

Includes:

(3) Assorted Blades
 Non-Marring Footplate Overshoe
2608000309
 Anti-Splintering Insert **2601096087**
 Carrying Case **L-BOXX-2 with Insert**

Optional dust collection attachments available on pages 211 and 274.

Information about L-Boxx® is available on page 322.

Specifications	
Rating	120V
Amperage	6.4
No Load SPM	500–2,800
Stroke Length	1"
Max. Bevel Cut	45°
Cutting Capacity: Aluminum	7/8"
Cutting Capacity: Mild Steel	3/8"
Cutting Capacity: Wood	5-5/16"
Length	10"
Weight	6.25 lbs.

1591EVSL Barrel-Grip Jig Saw with L-Boxx®

Same features as 1590EVSL above.

- ▶ Ergonomic body with upfront soft-grip handle for maximum comfort and control
- ▶ Variable Speed—Dial sets operating speed

Includes:

(3) Assorted Blades
 Non-Marring Footplate Overshoe **2608000309**
 Anti-Splintering Insert **2601016087**
 Carrying Case **L-BOXX-2 with Insert**

Optional dust collection attachments available on pages 211 and 274.

Information about L-Boxx® is available on page 322.

Same specifications as 1590EVSL above.

Specifications	
Length	10"
Weight	6.0 lbs.

JS572EL Top-Handle Jig Saw with L-Boxx®**NEW**

Same features as JS470E on page 209.

- ▶ Precision Control II Double-Roller System—Virtually eliminates blade wander
- ▶ Switchable LED Lighting—For enhanced visibility in blade area
- ▶ Toolless Die-Cast Aluminum Footplate—For fast and easy bevel cutting

Includes:

Non-Marring Overshoe **2601099900**
 Anti-Splinter Insert **2601016093**
 (3) Assorted Blades
 Carrying Case **L-BOXX-2**
 L-Boxx® Insert **6035850503**
 Dust Hood **2605510296**
 Vacuum Hose Adapter **VAC024**
 Suction Nozzle **2605730061**

Optional dust collection attachments available on page 274.

Information about L-Boxx® is available on page 322.

Specifications	
Rating	120V
Amperage	7.2
No Load SPM	500–2,800
Stroke Length	1"
Max. Bevel Cut	45°
Cutting Capacity: Aluminum	7/8"
Cutting Capacity: Mild Steel	3/8"
Cutting Capacity: Wood	5-1/2"
Length	9-3/16"
Weight	5.5 lbs.

Available Summer 2012

JS572EBL Barrel-Grip Jig Saw with L-Boxx®

NEW



L-BOXX®



Same features as JS470E on page 209.

- ▶ Ergonomic body with upfront soft-grip handle for maximum comfort and control
- ▶ Variable Speed—Dial sets operating speed

Includes:

- Non-Marring Overshoe **2601099900**
- Anti-Splinter Insert **2601016093**
- (3) Assorted Blades
- Carrying Case **L-BOXX-2**
- L-Boxx® Insert **6035850503**
- Dust Hood **2605510296**
- Vacuum Hose Adapter **VAC024**
- Suction Nozzle **2605730061**

Same specifications as JS572EL on the left.

Specifications	
Length	9-15/16"
Weight	5.1 lbs.

Available Summer 2012

Optional dust collection attachments available on page 274.

Information about L-Boxx® is available on page 322.

Jig Saw Accessories

Circular and Parallel Cutting Guide

NEW



Available Summer 2012

Item #	Description
JA1010	Fits all Bosch jig saws except JS260

Dust Extraction Kits



Anti-Splintering Insert (5 pk)



Item #	Description
JA1002	Fits models 1581AVS, 1584AVS, 1587AVS and JS260

Item #	# of Pieces	Includes	Description
JA1005	3	(1) dust hood, (1) vacuum adapter (VAC002), (1) suction nozzle	Compatible with 1590EVS and 1591EVS series jig saws
JA1007	3	(1) dust hood, (1) vacuum adapter (VAC024), (1) suction nozzle	Compatible with JS470E and JS470EB jig saws
JA1009	3	(1) dust hood, (1) vacuum adapter (VAC024), (1) suction nozzle	Compatible with JS365 jig saw

Steel Overshoe

NEW



Available Summer 2012

Item #	Description
JA1011	Fits JS572E and JS572EB



Jig Saw Blades



Bosch understands the need to cut materials quickly, smoothly and precisely. The company's broad product offering cuts both conventional and specialized materials. The product selection has been simplified by an industry standard color coding system on the shank that quickly identifies your application.

Tooth Design

Bosch blades are designed with optimal tooth spacing, tooth shape and cutting angle to give you the best possible speed, cleanliness of cut and optimal performance.



Side Set and Ground
Clean, fast cuts in wood and plastics.



Wavy Set and Milled
Cuts metal, non-ferrous metal, aluminum and plastics.



Side Set and Milled
Fast, rough cuts in wood and plastics.



Ground and Taper Ground
Precise, fine and clean cuts in wood.




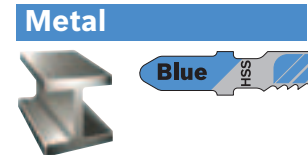
Reduced-kerf carbide and diamond grit edges for fast cutting in hard materials.

Teeth (TPI)

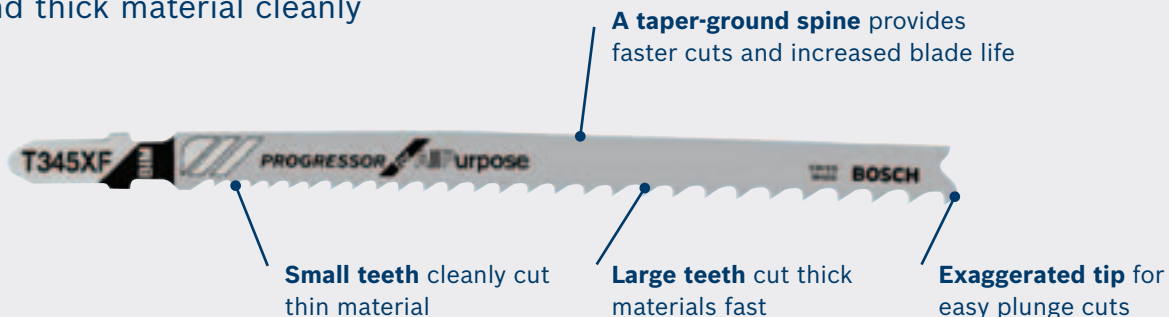
Every material has a different thickness. To achieve the best possible cutting quality and the fastest cutting time, it's important to match material thickness with the proper blade geometry. Always keep 2-3 teeth in material while cutting.

Color Code

Bosch jig saw blades are color coded by application to make it easier to select the right blade for the application both on the job site and in the store.



Progressor® jig saw blades cut thin and thick material cleanly



Blade Material

High-Carbon Steel (HCS)

Excellent blades for softer materials such as wood, laminated particle board and plastics.



High-Speed Steel (HSS)

Fully hardened high-speed steel blades are ideal for cutting metal, aluminum and non-ferrous metal.



Tungsten Carbide (TC)

Cuts abrasive materials such as reinforced plastics, fiberglass, cement board, stainless steel, tile, glass, cast iron and brick.



Ten times longer life than standard bi-metal blade

Bi-Metal (BiM)

This highly flexible, tough combination of HSS and HCS results in a blade suitable for the most demanding applications when there is a risk of breakage or when extreme flexibility and versatility are required.



Ten times longer life than standard HCS blade
Two times longer life than standard HSS blade

Diamond Grit

The diamond grit blade can be used on the same applications as carbide grit, but has a much longer life. Also for use on hard porcelain tile, granite, slate, marble and other stone surfaces.



Three times faster and three times longer life than carbide grit

Shanks



T-Shank

Industry standard professional interface provides best fit and longer life. Fits all professional jig saw brands.



U-Shank

Standard shank that fits some professional and most consumer jig saw brands.

Scrolling

Scroll saws are used to cut intricate curves and joints quickly with great accuracy.



T-Shank Jig Saw Blades

Xtra-clean™ jig saw blades provide tear-free cuts on both sides of the workpiece



Longer cutting length accommodates a wider range of applications



Pointed teeth give tear-free cuts on top of workpiece



Exaggerated tip for easy plunge cuts

Scalpel teeth for tear-free cuts on the bottom of workpiece

Wood						T-Shank		
Item #	Qty.	Cut Type	Application	TPI	Blade Material	Overall Length	Working Length	Blade Thickness
T308B	5	Xtra-Clean For Wood Straight, tear free on top and bottom surface	Wood, laminated particle board, MDF	12	HCS	4-1/2"	3-1/2"	0.05"
T308B25	25							
T308BO	5	Xtra-Clean For Wood Scroll blade for curved cuts	Wood, laminated particle board, MDF	12	HCS	4-1/2"	3-1/2"	0.05"
T234X3	3	Progressor For Wood Straight, accurate, splinter free	Thick/thin, hard/soft woods including OSB, particle board, plywood, laminated particle board	8-12 P	HCS	4-1/2"	3-17/32"	0.06"
T234X	5							
T234X25	25							

P = Progressive tooth

Wood (continued)				T-Shank				
Item #	Qty.	Cut Type	Application	TPI	Blade Material	Overall Length	Working Length	Blade Thickness
T101D	5	Clean For Wood Straight, clean	Hard/soft woods, plywood, OSB, plastics 1/4"-2-3/8"	5-6	HCS	4"	3"	0.06"
T101D100	100							
T301DL	5	Clean For Wood Straight, Clean	Hard/soft woods, plywood, OSB, plastics 1/4"-3-3/8"	6	HCS	5"	4-1/8"	0.06"
T301CD	5	Clean For Wood Straight, medium-fine	Hard/soft woods, plywood, laminated particle board 3/16"-2-3/8", plastics 3/16"-1-1/4"	8	HCS	4-5/8"	3-5/8"	0.06"
T101B3	3	Clean For Wood Straight, fine	Hard/soft woods, plywood, plastics, OSB, laminated particle board 3/16"-1-1/4"	10 V	HCS	4"	3"	0.06"
T101B	5							
T101B100	100							
T101BR	5	Clean For Wood Reverse tooth, splinter free on top of surface	Hard/soft woods, plywood, OSB, laminated particle board, plastics 3/16"-1-1/4"	10	HCS	4"	3"	0.06"
T01BR100	100							
T101A03	3	Clean For Wood Curved cuts with splinter free on both sides of surface	Double-sided laminates, laminated particle board, MDF, hard/soft woods, plywood 5/64"-3/4"	20	HCS	3-1/4"	2-5/16"	0.05"
T101A0	5							
T101A0100	100							
T101BF	5	Clean For Hardwood Long life, straight, fine cuts	Hard/soft woods, plastics, plywood, laminated particle board 3/16"-1-1/4"	10 V	Bi-metal	4"	3"	0.05"
T101DP	5	Precision For Wood Precise right angle cuts	Hard/soft woods, plywood, particle board, plastics 1/4"-2-3/8"	6	HCS	4"	2-3/4"	0.07"
T144DP	5	Precision For Wood Precise right angle cuts	Hard/soft woods, laminated particle board, plywood 3/16"-2"	6	HCS	4"	2-7/8"	0.07"
T344DP	5	Precision For Wood Precise right angle cuts	Hard/soft woods, laminated particle board, plywood 3/16"-4"	6	HCS	6"	5"	0.07"
T144D3	3	Speed For Wood Straight and very fast	Hard/soft woods, OSB, plywood, 1/4"-2-3/8"	5-6	HCS	4"	3"	0.05"
T144D	5							
T144D100	100							
T244D3	3	Speed For Wood Scroll blade for curved and fast cuts	Hard/soft woods, OSB, plywood, 1/4"-2-3/8"	5-6	HCS	4"	3"	0.05"
T244D	5							
T244D100	100							
T344D	5	Speed For Wood Straight and very fast	Hard/soft woods up to 4"	6	HCS	6"	5"	0.05"
T744D	5	Speed For Wood Straight and very fast	Hard/soft woods up to 5-5/16"	6	HCS	7"	6"	0.07"
T144DF	5	Speed For Hardwood Straight, very fast with long life	Hard/soft woods, OSB, plywood, wood with nails 1/4"-2-3/8"	5-6	Bi-metal	4"	2-3/4"	0.05"
T344DF	5	Speed For Hardwood	Hard/soft woods, OSB, plywood, wood with nails 1/4"-4"	6	Bi-metal	6"	5"	0.05"

V=Variable gullet



Item #	Qty.	Cut Type	Application	TPI	Blade Material	Overall Length	Working Length	Blade Thickness
T111C3	3	Basic For Wood Fast, coarse cuts. Ideal for jigsaws without orbital action	Softwood, OSB, plywood 7/32"-2-3/8"	8	HCS	4"	3"	0.05"
T111C	5							
T119B03	3	Basic For Wood Scroll blade for curved cuts	Softwood, OSB, plywood, 5/16"-1/4"	12	HCS	3-1/4"	2-3/16"	0.04"
T119B0	5							
T101BIF	5	Special For Laminate Straight, splinter free	Laminate flooring	14	Bi-metal	3-1/4"	2-5/16"	0.05"
T101AOF	5	Special For Laminate Scroll blade for curved, splinter free. Ideal for jigsaws without orbital action	Laminate flooring	20	Bi-metal	3-1/4"	2-5/16"	0.05"

Metal								T-Shank
Item #	Qty.	Cut Type	Application	TPI	Blade Material	Overall Length	Working Length	Blade Thickness
T118G	5	Basic For Metal Straight cuts	Sheet metal 17-26 gauge, very thin metals 1/64"-3/64" (ferrous and non-ferrous)	36	HSS	3-5/8"	2-5/8"	0.05"
T118A3	3	Basic For Metal Straight cuts	Sheet metal 10-16 gauge, thin metals 1/16"-1/8" (ferrous and non-ferrous)	17-24	HSS	3-5/8"	2-5/8"	0.05"
T118A	5							
T118A100	100							
T118E	5	Basic For Metal Straight cuts	Medium-thin metals 5/64"-7/32" (ferrous and non-ferrous)	14-18	HSS	3-5/8"	2-5/8"	0.05"
T118B3	3	Basic For Metal Straight cuts	Medium-thin metals 1/8"-1/4" (ferrous and non-ferrous)	11-14	HSS	3-5/8"	2-5/8"	0.05"
T118B	5							
T118B100	100							
T318A	5	Basic For Metal Straight cuts	Pipes, profiles and sheet metal 10-16 gauge, thin metals 1/16"-1/8" (ferrous and non-ferrous), pipes less than 2-1/2" diameter, tube stock, angle iron	24	HSS	5-1/4"	4-7/64"	0.05"
T318A100	100							
T318B	5	Basic For Metal Straight cuts	Pipes, profiles and sheet metal, medium-thin metals 5/64"-5/16" (ferrous and non-ferrous), pipes, profiles diameters 5/64"-3-1/8"	14	HSS	5-1/4"	4-1/4"	0.05"
T318B100	100							
T118AF	5	Flexible For Metal Straight cuts and long life	Sheet metal 10-16 gauge, thin metals 1/16"-1/8" (ferrous and non-ferrous)	17-24	Bi-metal	3-5/8"	2-5/8"	0.05"
T118AF100	100							
T118EF	5	Flexible For Metal Straight cuts and long life	Medium-thin metals 5/64"-7/32" (ferrous and non-ferrous)	11-18	Bi-metal	3-5/8"	2-5/8"	0.05"
T118EF100	100							
T118BF	5	Flexible For Metal Straight cuts and long life	Medium-thin metals 1/8"-1/4" (ferrous and non-ferrous)	11-14	Bi-metal	3-5/8"	2-5/8"	0.05"
T118BF100	100							
T718BF	3	Flexible For Sandwich Straight cuts and long life	Clean cuts in sandwich materials, structural insulated panels, metal, non-ferrous metal, aluminum and sheet metal up to 4-3/4"	14	Bi-metal	7"	6"	0.07"
T123X3	3	Progressor For Metal Fast cuts and long life	Thin metal, pipes and metal profiles, sheet metal up to 8 gauge, metal 5/64"-3/8", stainless steel 1/16"-1/8", non-ferrous metal 5/64"-3/4", plastics 1/16"-1-1/4", fiberglass 3/64"-3/4"	10-24 P	HSS	4"	3"	0.05"
T123X	5							
T123X25	25							
T123X100	100							

P=Progressive tooth

NOTE: If cutting metal, use cutting oil to cool blade. Use only with GCFI-protected outlets or adapters



Speed for Metal

Unrivaled cutting speed and superior longevity in metal




Superior bi-metal longevity
offers longer lifetime than
high-speed steel

Optimized speed from backward taper
increases the cutting speed by simulating a
pendulum motion



Narrow body thickness
increases the cutting speed

Unique tooth geometry
ensures unrivaled cutting
speed in metal



Rigid tooth-reinforced rear edge,
small flute for chip removal
▶ longer life
▶ less wear

Aggressive-tooth straight rear
edge, large flute for chip removal
▶ high cutting speed
▶ high chip removal performance

7

Wood and Metal Cutting Jig Saw Blades

Metal (continued)

Metal (continued)					T-Shank			
Item #	Qty.	Cut Type	Application	TPI	Blade Material	Overall Length	Working Length	Blade Thickness
T121GF3	3	Speed For Metal Very fast, straight cuts	Sheet metal 17–26 gauge, very thin metals 1/64"–3/64" (ferrous and non-ferrous)	30	Bi-metal	3-5/8"	2-5/8"	0.05"
T121AF3	3	Speed For Metal Very fast, straight cuts	Sheet metal 10–16 gauge, thin metals 1/16"–1/8" (ferrous and non-ferrous)	21	Bi-metal	3-5/8"	2-5/8"	0.05"
T121BF3	3	Speed For Metal Very fast, straight cuts	Medium-thin metals 1/8"–1/4" (ferrous and non-ferrous)	12	Bi-metal	3-5/8"	2-5/8"	0.05"
T321AF3	3	Speed For Metal Very fast, straight cuts	Pipes, profiles and sheet metal 10–16 gauge, thin metals 1/16"–1/8" (ferrous and non-ferrous), pipes less than 2-1/2" diameter, tube stock, angle iron	21	Bi-metal	5-1/4"	4-7/64"	0.05"
T321BF3	3	Speed For Metal Very fast, straight cuts	Pipes, profiles and sheet metal, medium-thin metals 5/64"–5/16" (ferrous and non-ferrous), pipes, profiles diameters 5/64"–3-1/8"	12	Bi-metal	5-1/4"	4-1/4"	0.05"
T127DF	5	Flexible For Aluminum Fast, straight cuts and long life	Aluminum 3/16"–5/8", fiberglass 3/16"–3/4", plastic 3/16"–1-1/4"	8	Bi-metal	4"	3-5/8"	0.05"
T127DF100	100							
T127D	5	Special For Aluminum Fast, straight cuts	Aluminum 3/16"–5/8", fiberglass 3/16"–3/4", plastic 3/16"–1-1/4"	8	HSS	4"	3"	0.05"
T127D100	100							
T227D	5	Special For Aluminum Fast, curved cuts	Aluminum 3/16"–5/8", fiberglass 3/16"–3/4", plastic 3/16"–1-1/4"	8	HSS	4"	3"	0.05"

NOTE: If cutting metal, use cutting oil to cool blade. Use only with GCFI-protected outlets or adapters


All Purpose						T-Shank			
Item #	Qty.	Cut Type	Application	TPI	Blade Material	Overall Length	Working Length	Blade Thickness	
T345XF3	3	Progressor For Wood With Nails Progressive tooth design for fast cuts and longer life	Thick and thin materials like wood with nails, plywood, particle board 3/16"–3-5/8", metal 3/16"–3/8", non-ferrous metal and aluminum 5/64"–1-1/4"	5-10 P	Bi-metal	5-1/4"	4-1/4"	0.05"	
T345XF	5								
T345XF25	25								
T345XF100	100								
T111CF	5	Accurate For Wood With Nails Straight cuts	Wood with nails, OSB, plastic 3/16"–1-1/4"	8	Bi-metal	4"	3"	0.04"	
T211HF	5	Accurate For Wood With Nails Scroll blade for curve cuts	Wood with nails, plastic 1/8"–1-1/4", non-ferrous metal and aluminum 1/8"–1/2"	10	Bi-metal	3"	2"	0.04"	

P=Progressive tooth

Specialty						T-Shank			
Item #	Qty.	Cut Type	Application	TPI	Blade Material	Overall Length	Working Length	Blade Thickness	
T130DG*	1	Diamond For Hard Tile Clean cutting	Grade 5 porcelain, granite, marble, slate, glass and cement board 3/64"– 1/2"	30 grit	Diamond (grit)	3-1/4"	2-1/4"	0.032"	
T130RF1	1	Special For Ceramics File effect for fine, straight or curved cuts	Ceramics, glass, fiberglass 3/64"–5/8"	30 grit	Carbide (grit)	3-1/4"	2-5/16"	0.03"	
T130RF3	3								
T150RF1	1	Special For Ceramics File effect for fine, straight or curved cuts	Ceramics, glass, fiberglass 3/64"–3/8"	50 grit	Carbide (grit)	3-1/4"	2-5/16"	0.03"	
T150RF3	3								

*Cool with water—use only with GCFI-protected outlets or adapters or with cordless jig saw

Diamond grit jig saw blades offer three times more speed and life than carbide grit in the toughest applications



Narrow body thickness increases flexibility for flush cutting applications

Vacuum-brazed diamond grit cuts faster and lasts longer



Stainless steel jig saw blades provide two times longer life than standard bi-metal jig saw blades



8% Cobalt alloy has higher resistance to heat build-up

Wavy set milled teeth cut cleanly and smoothly in stainless steel

Specialty (continued)

T-Shank

Item #	Qty.	Cut Type	Application	TPI	Blade Material	Overall Length	Working Length	Blade Thickness
T118EHM1	1	Special For Stainless Steel	Stainless steel 5/64"-3/16", steel and non-ferrous metals 5/64"-7/32"	14	Carbide (strip)	3-1/4"	2-5/16"	0.04"
T118EHM3	3	Straight cuts, long life						
T118AHM1	1	Special For Stainless Steel	Stainless steel 3/64"-5/64", steel and non-ferrous metals 1/16"-1/8"	24	Carbide (strip)	3-1/4"	2-5/16"	0.04"
T118AHM3	3	Straight cuts, long life						
T118EFS	5	Basic For Stainless Steel	8-26 gauge stainless steel; longer life than standard bi-metal	18	Bi-metal	3-1/4"	2-1/4"	0.05"
T118EFS	5	Straight cuts						
T118GFS	5	Basic For Stainless Steel	8-26 gauge stainless steel; longer life than standard bi-metal	36	Bi-metal	3-1/4"	2-1/4"	0.05"
T118GFS	5	Straight cuts						
T141HM1	1	Special For Fiber and Plaster	Cement board 1/4"-2-3/8", fiber-glass and plaster board 1/4"-3/4"	6	Carbide (tip)	4"	3"	0.05"
T141HM1	1	Fast, coarse cuts						
T341HM1	1	Special For Fiber and Plaster	Cement board 1/4"-3-1/8", fiber-glass and plasterboard 1/4"-2-3/8"	6	Carbide (tip)	5-1/4"	4-1/8"	0.05"
T341HM1	1	Fast, coarse cuts						
T301CHM1	1	Special For Solid Surface	Solid surface materials	8	Carbide (strip)	4-5/8"	3-1/2"	0.05"
T301CHM3	3	Fast, clean cuts	3/16"-2-1/2"					
T101A3	3	Special For Plexiglas	Fine and straight cuts	14	HSS	4"	2-3/4"	0.05"
T101A	5		Plexiglas 5/64"-3/4"					
T113A3	3	Special For Soft Materials	Cardboard, leathers, carpet, polystyrene, other soft materials	Knife edge	HCS	4"	3"	0.05"
T113A3	3	Fast, coarse cuts						
T313AW3	3	Special For Soft Materials	Cardboard, leathers, carpet, polystyrene, other soft materials	Knife edge	HCS	6"	5"	0.05"
T313AW3	3	Fast, coarse cuts						

7

Wood and Metal Cutting Jig Saw Blades

T-Shank Sets

Item #	# of Pieces	Includes	Case Type
T503	3	(2) T101BIF, (1) T101A0F	—
T567A3	3	(1) T123X, (1) T234X, (1) TX345XF	—
T500	5	(1) T101B, (1) T144D, (1) T119BO, (1) T118A, (1) T118B	—
T501	5	(1) T101B, (1) T144D, (1) T119BO, (1) T101BR, (1) T118A	—
T101SC	10	(2) T101B, (2) T144D, (1) T119BO, (1) T118A, (2) T118B, (1) T345XF, (1) T234X	—
T5002	10	(2) T101B, (2) T144D, (2) T119BO, (2) T118A, (2) T118B	Plastic
T10RC	10	(2) T144D, (2) T101BR, (2) T101B, (1) T308B, (1) T119BO, (2) T101AO	Robust
T14CPSC	14	(2) T119BO, (1) T144DP, (2) T101B, (3) T234X, (1) T123X, (2) T118B, (2) T118A, (1) T118G	Pouch
T15RC	15	(1) T101D, (2) T144D, (2) T101BR, (2) T101B, (2) T119BO, (2) T118B, (2) T118A, (1) T118G, (1) T345XF	Robust
T18CHC	18	(2) T119BO, (3) T144DP, (2) T101B, (1) T101BR, (3) T118B, (3) T118A, (2) T234X, (1) T345XF, (1) T123X	Brute Tough™
T21HC	21	(5) T101B, (5) T144DP, (2) T345XF, (5) T118A, (2) T123X, (2) T141HM1	Brute Tough™
TW21HC	21	(4) T101B, (4) T144DP, (4) T101D, (3) T119BO, (3) T244D, (3) T101A	Brute Tough™
T30C	30	(10) T101B, (5) T101D, (5) T144D, (5) T118A, (5) T118B	Tube
T30W	30	(10) T101B, (10) T101D, (10) T144D	Tube



T503



T15RC



U-Shank Jig Saw Blades

Wood					U-Shank			
Item #	Qty.	Cut Type	Application	TPI	Blade Material	Overall Length	Working Length	Blade Thickness
U234X3	3	Progressor for Wood	Thick or thin material in hard/soft woods, laminated particle board, OSB, plywood, particle board	8-12 P	HCS	4-1/4"	3-17/32"	0.06"
U234X	5	Straight, fine, splinter-free, accurate cuts						
U101D3	3	Clean for Wood	Hard/soft woods, plywood, OSB, plastics 1/4"-2-3/8"	5-6 P	HCS	3-5/8"	3"	0.05"
U101D	5	Straight, clean cuts						
U101B3	3	Clean for Wood	Hard/soft woods, plastics, OSB, plywood, laminated particle board 3/16"-1-1/4"	10 V	HCS	3-5/8"	3"	0.05"
U101B	5	Straight, fine cuts						
U101BR3	3	Clean for Wood	Laminated particle board, OSB, plywood, hard/soft woods, plastics 3/16"-1-1/4"	10 V	HCS	3-5/8"	3-3/16"	0.05"
U101BR	5	Reverse tooth for splinter-free cuts on top of workpiece; straight, fine down cuts						
U101A03	3	Clean for Wood	Double sided laminates, laminated particle board, MDF, hard/soft woods, plywood, plastics 5/64"-3/4"	20	HCS	2-3/4"	2"	0.05"
U101A0	5	Scroll blade for curved cutting—pointed teeth for splinter-free cuts on both sides of the workpiece						
U101DF	5	Clean for Hardwood	Long life in hard/soft woods, plywood, OSB, wood with nails, plastics 1/4"-2-3/8"	6	Bi-metal	4"	3-3/16"	0.05"
U111DF	5	Clean for Hardwood						
U101BF3	3	Clean for Hardwood	Long life in hard/soft woods, plastics, plywood, laminated particle board 3/16"-1-1/4"	10	Bi-metal	4"	3-3/16"	0.05"
U101BF	5	Straight, fine cuts						
U144D	5	Speed for Wood	Plunge cuts in hard/soft woods, OSB, plywood 1/4"-2-3/8"	5-6 P	HCS	4"	3-3/16"	0.05"
U144DF	5	Speed for Hardwood						
U111C	5	Basic for Wood	Ideal for jig saws without orbital action in soft woods, OSB, plywood 3/16"-2"	8	HCS	3-5/8"	3"	0.05"
U19B0	5	Basic for Wood						
U1BIF	5	Special for Laminate	Splinter-free cuts in laminate flooring	14	Bi-metal	2-3/4"	2"	0.05"
U1A0F	5	Special for Laminate						

P=Progressive tooth V=Variable gullet



Metal					U-Shank				
Item #	Qty.	Cut Type	Application	TPI	Blade Material	Overall Length	Working Length	Blade Thickness	
U123X3	3	Progressor for Metal Fast cuts and long life	Thick or thin metal, pipes and metal profiles in sheet metal up to 8 gauge, metal 5/64"-3/8", stainless steel 1/16"-1/8", non-ferrous metal 5/64"-3/4", plastics 1/16"-1-1/4", fiberglass 3/64"-3/4"	10-24 P	HSS	3-5/8"	3"	0.04"	
U123X	5								
U118G3	3	Basic for Metal Straight cuts	Sheet metal 17-26 gauge, very thin metals 1/64"-3/64" (ferrous and non-ferrous)	36	HSS	2-3/4"	2"	0.03"	
U118G	5								
U118A3	3	Basic for Metal Straight cuts	Sheet metal 10-16 gauge, thin metals 1/16"-1/8" (ferrous and non-ferrous)	17-24 P	HSS	3-1/8"	2-1/2"	0.03"	
U118A	5								
U118E3	3	Basic for Metal Straight cuts	Medium-thin metals 5/64"-7/32" (ferrous and non-ferrous)	14-18 P	HSS	3-1/8"	2-1/2"	0.05"	
U118E	5								
U118B3	3	Basic for Metal Straight cuts	Sheet metal 17-26 gauge, very thin metals 1/64"-3/64" (ferrous and non-ferrous)	11-14 P	HSS	3-1/8"	2-1/2"	0.04"	
U118B	5								
U118GF	5	Flexible for Metal Straight cuts and long life	Sheet metal 17-26 gauge, very thin metals 1/64"-3/64" (ferrous and non-ferrous)	36	Bi-metal	2-3/4"	2"	0.03"	
U118AF3	3	Flexible for Metal Straight cuts and long life	Sheet metal 10-16 gauge, thin metals 1/16"-1/8" (ferrous and non-ferrous)	17-24 P	Bi-metal	2-3/4"	2-3/4"	0.03"	
U118AF	5								
U118EF	5	Flexible for Metal Straight cuts and long life	Medium-thin metals 5/64"-7/32" (ferrous and non-ferrous)	14-18 P	Bi-metal	3-1/8"	2-1/2"	0.03"	
U118BF	5	Flexible for Metal Straight cuts and long life	Medium-thin metals 1/8"-1/4" (ferrous and non-ferrous)	11-14 P	Bi-metal	3-1/8"	2-1/2"	0.03"	

P=Progressive tooth

If cutting metal, use cutting oil to cool blade. Note: use only with GCFI-protected outlets or adapters



All Purpose						U-Shank		
Item #	Qty.	Cut Type	Application	TPI	Blade Material	Overall Length	Working Length	Blade Thickness
U345XF3	3	Progressor for All Purpose Fast cuts and longer life	Thick and thin materials wood with nails, plywood, particle board 3/16"–3-5/8", metal 3/16"–3/8", non-ferrous metal, aluminum 5/64"–1-1/4"	5-10 P	Bi-metal	5"	4-7/32"	0.05"
U345XF	5							
U111HF	5	Accurate for Wood with Nails Straight cuts	Wood with nails, plastic 1/8"–1-1/4", non-ferrous metal and aluminum 1/8"–1/2", metal 1/8"–1/4"	10	Bi-metal	4"	3-3/16"	0.04"

P=Progressive tooth

Specialty						U-Shank		
Item #	Qty.	Cut Type	Application	TPI	Blade Material	Overall Length	Working Length	Blade Thickness
U30RF1	1	Special for Ceramic File effect for fine, straight or curved cuts	Ceramics, glass, fiberglass 3/64"–5/8"	30 grit	Carbide (grit)	2-3/4"	2"	0.03"

U-Shank Sets

Item #	# of Pieces	Includes	Case Type
U503	3	(2) U1BIF, (1) U1A0F	—
U567A3	3	(1) U123X, (1) U234X, (1) UX345XF	—
U502A5	5	(1) U101B, (1) U101D, (1) U101AO (1) U118A, (1) U118B	—
U501A5	5	(1) U144DF, (1) U118BF, (1) U118EF, (1) U118AF, (1) U118GF	—
U10RC	10	(1) U144D, (1) U101BR, (2) U101B, (1) U234X, (2) U101AO, (1) U118B, (1) U118A, (1) U345XF	Robust
U10CSC	10	(2) U101B, (2) U144D, (2) U119BO, (1) U118A, (1) U118B, (1) U345XF, (1) U234X	Pouch
U500A10	10	(2) U101B, (2) U144CD, (2) U119BO, (2) U118A, (2) U118B	Plastic
U14CPSC	14	(2) U119BO, (2) U101B, (1) U144D, (3) U234X, (2) U118A, (2) U118B, (1) U118G, (1) U123X	Pouch



U10RC



Routers

Exclusive Trigger-Control System on Both Fixed and Plunge Bases

► For enhanced control



Exclusive Afterlock Microfine Depth Adjustment

► For easy and precise bit depth adjustment



Always-On Dual LED Lighting

► For enhanced visibility in bit area



Advanced Modular Router System

The MR23EVS Router Series provides total control at your fingertips. Bosch introduces the first fixed-base router and router combo kit on the market with trigger-controlled power switches in the base handles. Microfine depth controls save time with fast and accurate depth adjustments. LED lights provide always-on, optimal lighting to ensure precision on every job.

7

Wood and Metal Cutting Routers

Awards



Wood Magazine
October 2010



Wood Magazine
January 2010



Handy Magazine
2010

MRF23EVS 2.3 HP Electronic Fixed-Base Router



- ▶ Trigger-Control System—Trigger power switch (with lock-on button) conveniently located in handle for enhanced control
- ▶ Always-On Dual LED Lighting—For enhanced visibility in bit area
- ▶ Variable-speed dial, soft-start and Constant Response™ circuitry
- ▶ MRF01 fixed base with macro- and micro depth setting system with ability to adjust depth from above a router table

Includes:

Fixed Base **MRF01**
 1/4" Self-Releasing Collet Chuck **2610906283**
 1/2" Self-Releasing Collet Chuck **2610906284**
 16mm Shaft Wrench **2610991388**
 24mm Collet Nut Wrench **2610992417**
 T-Handle Hex Wrench **2610923193**
 (3) M4 Screws for Table Mounting

Optional dust collection attachments available on pages 228–229 and 274.

Specifications	
Rating	120V AC
Amperage	15
Max. Tool HP	2.3
No Load RPM	10,000–25,000
Fixed-Base Continuous Depth Range	1-5/8"
Fixed-Base Macro Depth Steps (3)	1/2"
Subbase/Base Openings	2"/3.75"
Height	9.5"
Weight	9.3 lbs.

MRP23EVS 2.3 HP Electronic Plunge-Base Router



- ▶ Trigger-Control System—Trigger power switch (with lock-on button) conveniently located in handle for enhanced control
- ▶ Always-On Dual LED Lighting—For enhanced visibility in bit area
- ▶ Variable-speed dial, soft-start and Constant Response™ circuitry
- ▶ MRP01 Plunge Base with Smooth Plunge Action, Spring-Lock Plunge Lever and Depth Rod—For easy and precise plunge routing

Includes:

Plunge Base **MRP01**
 1/4" Self-Releasing Collet Chuck **2610906283**
 1/2" Self-Releasing Collet Chuck **2610906284**
 16mm Shaft Wrench **2610991388**
 24mm Collet Nut Wrench **2610992417**

Optional dust collection attachments available on pages 228–229 and 274.

Specifications	
Rating	120V AC
Amperage	15
Max. Tool HP	2.3
No Load RPM	10,000–25,000
Plunge Depth	3"
Plunge-Base Afterlock Adjustment Range	5/8"
Subbase/Base Openings	2"/3.32"
Height	12"
Weight	12.6 lbs.

MRC23EVSK 2.3 HP Electronic Modular Router System



Same features as MRF23EVS and MRP23EVS above.

- ▶ Includes MRF01 Fixed Base and MRP01 Plunge Base
- ▶ Easy-to-pack case

Includes:

Fixed Base **MRF01**
 Plunge Base **MRP01**
 1/4" Self-Releasing Collet Chuck **2610906283**
 1/2" Self-Releasing Collet Chuck **2610906284**
 16mm Shaft Wrench **2610991388**
 24mm Collet Nut Wrench **2610992417**
 T-Handle Hex Wrench **2610923193**
 (3) M4 Screws for Table Mounting
 Carrying Case **2610913367**

Optional dust collection attachments available on pages 228–229 and 274.

Specifications	
Rating	120V AC
Amperage	15
Max. Tool HP	2.3
No Load RPM	10,000–25,000
Fixed-Base Continuous Depth Range	1-5/8"
Fixed-Base Macro Depth Steps (3)	1/2"
Plunge Depth	3"
Plunge-Base Afterlock Adjustment Range	5/8"
Subbase/Base Openings	2"/3.75" (fixed) 2"/3.32" (plunge)
Height	9.5" (fixed)/ 12" (plunge)
Weight	9.3 lbs. (fixed)/ 12.6 lbs. (plunge)



1617 2.0 HP Fixed-Base Router

- ▶ Fixed base with macro- and micro-depth setting system for fast, precise adjustment
- ▶ Ability to adjust depth from above a router table
- ▶ Quick-clamp system allows motor to be easily adjusted or moved from base to base
- ▶ Upgraded dust-sealed power switch

Includes:

1/4" Self-Releasing Collet Chuck **2610906283**
 1/2" Self-Releasing Collet Chuck **2610906284**
 16mm Shaft Wrench **2610991388**
 24mm Collet Nut Wrench **2610992417**
 Chip Shield **2610991389**
 Fixed Base **RA1161**

Optional dust collection attachments available on pages 228–229 and 274.

Specifications	
Rating	120V AC
Amperage	11
Max. Tool HP	2.0
No Load RPM	25,000
Collet Capacity	1/4", 3/8", 1/2", 8mm
Subbase/ Base Opening	2"/3-3/4"
Base Diameter	6"
Height	8-5/8"
Weight	8.1 lbs.

1617EVS 2.25 HP Electronic Fixed-Base Router**Same features as 1617 above.**

- ▶ Variable-speed dial to match workpiece and task
- ▶ Soft-Start—Reduces startup torque
- ▶ Constant Response™ Circuitry—Maintains constant speed under load

Includes:

1/4" Self-Releasing Collet Chuck **2610906283**
 1/2" Self-Releasing Collet Chuck **2610906284**
 16mm Shaft Wrench **2610991388**
 24mm Collet Nut Wrench **2610992417**
 T-Handle Hex Wrench **2610923193**
 Chip Shield **2610991389**
 Fixed Base **RA1161**

Optional dust collection attachments available on pages 228–229 and 274.

Specifications	
Rating	120V AC
Amperage	12
Max. Tool HP	2.25
No Load RPM	8,000–25,000
Collet Capacity	1/4", 3/8", 1/2", 8mm
Subbase/ Base Opening	2"/3-3/4"
Base Diameter	6"
Height	9-1/4"
Weight	8.3 lbs.

1617EVSP 2.25 HP Electronic Plunge- and Fixed-Base Router**Same features as 1617EVS above.**

- ▶ Plunge Base with Smooth Plunge Action, Spring-Lock Plunge Lever and Depth Rod—For easy and precise plunge routing
- ▶ Fine Adjustment on Depth Rod—For accurate depth setting

Includes:

1/4" Self-Releasing Collet Chuck **2610906283**
 1/2" Self-Releasing Collet Chuck **2610906284**
 16mm Shaft Wrench **2610991388**
 24mm Collet Nut Wrench **2610992417**
 T-Handle Hex Wrench **2610923193**
 Fixed Base **RA1161**
 Motor **16171** and **16176**
 Fixed-Base Chip Shield **2610991389**
 Plunge-Base Chip Shield **2610912599**

Optional dust collection attachments available on pages 228–229 and 274.

Specifications	
Rating	120V AC
Amperage	12
Max. Tool HP	2.25
No Load RPM	8,000–25,000
Collet Capacity	1/4", 3/8", 1/2", 8mm
Subbase/ Base Opening	2" (fixed)/ 2" (plunge)
Base Diameter	6" (fixed)/ 6-11/16" (plunge)
Plunge Depth	2-5/16"
Height	9-1/4" (fixed)/ 11-5/8" (plunge)
Weight	8.3 lbs. (fixed)/ 10.0 lbs. (plunge)

Available Spring 2012

1617EVSPK 2.25 HP Combination Plunge- and Fixed-Base Router Pack



Same features as 1617EVSP on the left.
► Easy-to-pack case

Includes:

1/4" Self-Releasing Collet Chuck **2610906283**
1/2" Self-Releasing Collet Chuck **2610906284**
16mm Shaft Wrench **2610991388**
24mm Collet Nut Wrench **2610992417**
T-Handle Hex Wrench **2610923193**
Fixed Base **RA1161**
Plunge Base **RA1166**
Fixed-Base Chip Shield **2610991389**
Plunge-Base Chip Shield **2610912599**
Carrying Case **2610913367**

Optional dust collection attachments available on pages 228–229 and 274.

Specifications	
Rating	120V AC
Amperage	12
Max. Tool HP	2.25
No Load RPM	8,000–25,000
Collet Capacity	1/4", 3/8", 1/2", 8mm
Subbase/ Base Opening	2" (fixed)/ 2" (plunge)
Base Diameter	6" (fixed)/ 6-11/16" (plunge)
Plunge Depth	2-5/16"
Height	9-1/4" (fixed)/ 11-5/8" (plunge)
Weight	8.3 lbs. (fixed)/ 10.0 lbs. (plunge)

1618EVS 2.25 HP Electronic Fixed-Base D-Handle Router



Same features as 1617EVS on the left.
► Comfortable D-handle design with trigger switch and reversible auxiliary handle

Includes:

1/4" Self-Releasing Collet Chuck **2610906283**
1/2" Self-Releasing Collet Chuck **2610906284**
16mm Shaft Wrench **2610991388**
24mm Collet Nut Wrench **2610992417**
Chip Shield **2610991389**
D-Handle Fixed Base **RA1162**

Optional dust collection attachments available on pages 228–229 and 274.

Specifications	
Rating	120V AC
Amperage	12
Max. Tool HP	2.25
No Load RPM	8,000–25,000
Collet Capacity	1/4", 3/8", 1/2", 8mm
Subbase/ Base Opening	2"/3-3/4"
Base Diameter	6"
Height	9-1/4"
Weight	8.3 lbs.

1619EVS 3.25 HP Electronic Plunge Router



- Spring defeat system suspends both plunge lock lever and plunge springs for effortless depth adjustments in a router table
- Easily converts between upright setup and router table setup
- Macro- and micro-depth adjustment knobs and multiple-step depth stop for fast, precise adjustment
- Variable-speed dial, soft-start and Constant Response™ circuitry

Includes:

1/4" Self-Releasing Collet Chuck **2610906283**
1/2" Self-Releasing Collet Chuck **2610906284**
24mm Collet Nut Wrench **2610992417**
Fine Adjustment Control Extension **2610907529**
Dust Extraction Hood **2608190039**
Vacuum Hose Adapter **VAC002**

Optional dust collection attachments available on pages 228–229 and 274.

Specifications	
Rating	120V AC
Amperage	15
Max. Tool HP	3.25
No Load RPM	8,000–21,000
Collet Capacity	1/4", 3/8", 1/2", 8mm
Subbase/Base Opening	2"/3-3/4"
Base Diameter	7-1/2"
Plunge Depth	2-9/16"
Height	12-7/8"
Weight	13.2 lbs.



Optional Medium and Large Router Attachments Compatibility

Item #	1601-1606 Series	1611/1615 Series	1613 and 1613EVS	1613AEVS	1614 Series	1617	1617PK	1617EVS	1617EVSPK
MRF001 Fixed Base	–	–	–	–	–	–	–	–	–
MRP001 Plunge Base	–	–	–	–	–	–	–	–	–
RA1054 Router Guide	–	•	•	•	–	•	•	•	•
RA1100 Threaded Templet Guide Interface	RA1110†	RA1110†	•	Z	•	Z	Z	Z	Z
RA1126 Quick-Change Templet Guide Adapter	–	–	Built in	•	–	•	•	•	•
RA1151 Centering Cone	–	–	–	•	–	•	•	•	•
RA1160/RA1161 Fixed Base	–	–	–	–	–	Included	Included	Included	Included
RA1162 D-Handle Base	–	–	–	–	–	–	–	–	–
RA1165 Under-Table Base	–	–	–	–	–	*	*	*	*
RA1166 Plunge Base	–	–	–	–	–	•	Included	•	Included
RA1171, RA1181/RA1180/ RA1182 Router Tables	–	Δ	•	•	Δ	•	FB	•	FB
RA1172AT Dust Hood Kit	–	–	–	–	–	•	–	•	–
RA1173AT Dust Hood Kit	–	–	–	–	–	–	•	–	•
RA1175 Edge Forming Dust Hood	–	–	•	•	–	•	•	•	•
RA1176AT Edge Forming/ Fixed-Base Dust Hood	–	–	–	–	–	–	–	–	–
RA1177AT Edge Forming/Fixed and Plunge-Base Dust Hood	–	–	–	–	–	–	–	–	–
RA1200 Router Table	–	o	•	•	o	•	FB	•	FB
RA1250 Mounting Plate	–	•	•	•	•	•	FB	•	FB
1/4" Collet Chuck 2610906283	†	†	Included	Included	†	Included	Included	Included	Included
1/2" Collet Chuck 2610906284	†	†	Included	Included	†	Included	Included	Included	Included
3/8" Collet Chuck 2610906287	–	–	•	•	–	•	•	•	•
8mm Collet Chuck 3607000645	–	–	•	•	–	•	•	•	•

Notes:

• = Compatible

* = Only for use in router table with 1617/18 series router motors

FB = Compatible with fixed base only

† = Requires model other than model listed at top of column

Δ = Requires RA1185 mounting plate

o = Requires RA1250 mounting plate

z = Quick-Change templet guide adapter RA1126 (2610991370) required

s = For use with 1617/1618 series router motors

X = For use with MR23EVS series router motors

Item #	1618	1618EVS	1619EVS	MRP23EVS	MRF23EVS	MRC23EVS	RA1200	RA1171, TA1181
MRF001 Fixed Base	—	—	—	•	Included	Included	X	X
MRP001 Plunge Base	—	—	—	Included	•	Included	—	—
RA1054 Router Guide	•	•	•	•	•	•	—	—
RA1100 Threaded Templet Guide Interface	Z	Z	Z	Z	Z	Z	—	—
RA1126 Quick-Change Templet Guide Adapter	•	•	•	•	•	•	—	—
RA1151 Centering Cone	•	•	•	•	•	•	—	—
RA1160/RA1161 Fixed Base	•	•	—	—	—	—	S	S
RA1162 D-Handle Base	Included	Included	—	—	—	—	—	—
RA1165 Under-Table Base	*	*	—	—	—	—	S	S
RA1166 Plunge Base	•	•	—	—	—	—	—	—
RA1171, RA1181/RA1180/ RA1182 Router Tables	—	—	•	—	•	FB	—	—
RA1172AT Dust Hood Kit	•	•	—	—	—	—	—	—
RA1173AT Dust Hood Kit	—	—	—	—	—	—	—	—
RA1175 Edge Forming Dust Hood	•	•	•	•	•	•	—	—
RA1176AT Edge Forming/ Fixed-Base Dust Hood	—	—	—	—	•	•	—	—
RA1177AT Edge Forming/Fixed and Plunge-Base Dust Hood	—	—	—	•	•	•	—	—
RA1200 Router Table	—	—	•	—	•	FB	—	—
RA1250 Mounting Plate	—	—	•	—	•	FB	•	—
1/4" Collet Chuck 2610906283	Included	Included	Included	Included	Included	Included	—	—
1/2" Collet Chuck 2610906284	Included	Included	Included	Included	Included	Included	—	—
3/8" Collet Chuck 2610906287	•	•	•	•	•	•	—	—
8mm Collet Chuck 3607000645	•	•	•	•	•	•	—	—



Medium and Large Router Attachments

Fixed Bases



- ▶ Trigger-Control System—Trigger power switch (with lock-on button) conveniently located in handle for enhanced control
- ▶ Versatile Fixed-Base Depth Adjustment System—For easy and precise bit depth adjustment. Features 1-5/8" (41mm) continuous microfine adjustment range and hex wrench for microfine adjustment through top of optional router table
- ▶ Macrofine and Microfine Adjustment System with Resettable Depth Indicator—For fast, precise bit depth adjustment
- ▶ Large 3-3/4" Base Opening and 2" Subbase Opening—Accepts larger bits and provides better viewing visibility
- ▶ Precision Centering Design—Makes it easy to keep bit on intended outline when using jigs, templates, dovetail fixtures and similar guidance devices

Item #	Description
MRF001	Fixed base for use with MR23EVS series routers. Includes table-mounting hardware and adjustment wrench.

Plunge Bases

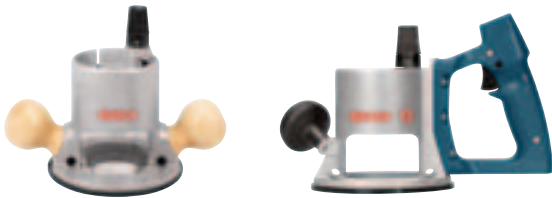


- ▶ Trigger-Control System—Trigger power switch (with lock-on button) conveniently located in handle for enhanced control
- ▶ Afterlock Microfine Depth Adjustment—For easy and precise bit depth adjustment at any plunge setting
- ▶ Smooth Plunge Action, Spring-Lock Plunge Lever and Depth Rod—For easy and precise plunge routing
- ▶ Adjustable Turret Stop—Makes it easy to set any cumulative depth for multiple-pass operations
- ▶ Wide 3-5/16" Base Opening and 2" Subbase Opening—Accepts larger bits and provides better visibility
- ▶ Precision Centering Design—Makes it easy to keep bit on intended outline when using jigs, templates, dovetail fixtures and similar guidance devices
- ▶ Contoured Soft-Grip Handles—Provides enhanced control and comfort
- ▶ Plunge-Release Lever—Conveniently located to allow maximum control

Item #	Description
MRP001	Plunge base for use with MR23EVS series routers

7

Wood and Metal Cutting Router Attachments



- ▶ Macrofine and microfine adjustment system with resettable depth indicator—For fast, precise bit depth adjustment
- ▶ Large 3-3/4" base opening and 2" subbase opening—Accepts larger bits and provides better viewing visibility
- ▶ Precision Centering Design—Makes it easy to keep bit on intended outline when using jigs, templates, dovetail fixtures and similar guidance devices

Item #	Description
RA1161	Fixed base for use with 1617-18 series router motors. Same router table features as RA1165. Includes chip shield, table-mounting hardware and adjustment wrench
RA1162	D-handle fixed base for use with 1618 series router motors. Includes chip shield




- ▶ Fine Adjustment on Depth Rod—For fast, accurate bit depth setting
- ▶ Wide 3-5/16" base opening and 2" subbase opening—Accepts larger bits and provides better visibility
- ▶ Precision Centering Design—Makes it easy to keep bit on intended outline when using jigs, templates, dovetail fixtures and similar guidance devices
- ▶ Contoured Soft-Grip Handles—Provides enhanced control and comfort
- ▶ Plunge-Release Lever—Conveniently located to allow maximum control
- ▶ Plunge depth of 2-5/16"

Item #	Description
RA1166	For use with 1617-18 series router motors

Router Table Base

- ▶ Designed for router table usage
- ▶ Wrench access from above table for convenient depth adjustment
- ▶ Wide 3-3/4" base opening allows for use of large bits
- ▶ Toolless Base Change—Quick-clamp system allows motor to be moved with ease
- ▶ Base is pre-drilled and tapped for Bosch four-hole mounting pattern, plus industry-standard three-hole mounting pattern
- ▶ For use with 1617-18 series router motors



Item #	Includes
RA1165	Mounting hardware, adjustment wrench and chip shield

Deluxe Router Guide

- ▶ Precision fine adjustment control
- ▶ Guides cut along the workpiece or up to 8" in from edge
- ▶ Easily converts into circle guide for making arcs and circles up to 32" in diameter
- ▶ Fits models 1613, 1617, 1618, 1619 and MR23EVS series routers and bases plus PR011 palm router plunge base



Item #	Includes
RA1054	Pivot plate, dust extraction hood, vacuum hose adapter and attachment hardware

Quick-Change Toolless Templet Guide Adapter


- ▶ See chart on pages 226–227 for router compatibility
- ▶ Also works with PR011 palm router plunge base
- ▶ See chart on page 234 for range of Bosch Quick-Change/RA-style templet guides



Item #	Description
RA1126	For fast and easy changes of Bosch Quick-Change/RA-style templet guides

Centering Cone


- ▶ For precise centering of router subbases or templet guides



Item #	Description
RA1151	For use with all Bosch routers that have precision centering design, including palm routers

Threaded Templet Guide Adapters

- ▶ Allows use of Porter-Cable® or any similar threaded templet guides



Item #	Description
RA1100	For use with Bosch routers with toolless templet guide adapter system and with PR009 palm router optional subbase
RA1110	For use with older Bosch routers that use the Bosch "standard style" templet guide adapter system

Dust Collection Attachments

Edge-Forming Single Dust Extraction Hood



- ▶ Hose port angle maximizes collection efficiency, keeps hose out of the way
- ▶ See chart on pages 226–227 for router compatibility
- ▶ Also works with PR011 palm router plunge base



Item #	Includes
RA1175	One vacuum adapter for 35mm, 1-1/4" and 1-1/2" hoses

Two-Hood Dust Extraction Kit



- ▶ With dust extraction hoods for edge-forming and flat-surface applications
- ▶ Consists of RA1175, plus hood for flat work surface applications with fixed base



Item #	Description
RA1172AT	Fits 1617/1618 series
RA1176AT	Fits MRF23EVS

Three-Hood Dust Extraction Kit




- ▶ With dust extraction hoods for edge forming and flat surface applications
- ▶ Consists of two-hood kit, plus hood for flat work-surface applications with plunge base



Item #	Description
RA1173AT	Fits 1617EVSPK
RA1177AT	Fits MRP23EVS and MRC23EVS

Router Tables

RA1171 Benchtop Router Table



- ▶ Smooth laminated top for precision woodworking with 25" x 15-1/2" work surface
- ▶ 4-7/8" x 25-1/8" aluminum fence with adjustable MDF face plates. Outfeed can be offset for jointing
- ▶ Rigid aluminum router mounting plate pre-drilled for a wide variety of routers
- ▶ Starter pin and guard included. Offers support for routing curved work pieces
- ▶ Dust ports on fence and in cabinet fit standard 2-1/2" vacuum hoses
- ▶ Two adjustable featherboards mount on fence or table to guide work
- ▶ Dual outlet switch with 6' power cord. Lock helps prevent unauthorized use


Specifications	
Height	14-1/2"
Depth	15-7/8"
Width	25-1/2"
Max. Fence Opening	3-3/16"
Max. Throat Opening	3-5/8"
Cord Length	6"

Includes

- (2) Adjustable Featherboards **2610927685**
- (3) Mounting Plate Insert Rings to Adjust Opening Bit Size **2610915125**
- Adjustable Clear Guard **2610927687**
- Starter Pin **2610927738**
- Starter Pin Guard **2610915134**
- (2) Outfeed Fence Shims—1/16" thick **2610927690**
- Hardware for Mounting Routers

7

RA1181 Benchtop Router Table



- ▶ Large precision machined 27" x 18" aluminum work surface
- ▶ 4-7/8" x 25-1/8" aluminum fence with adjustable MDF face plates. Outfeed can be offset for jointing
- ▶ Rigid aluminum router mounting plate pre-drilled for a wide variety of routers
- ▶ Starter pin and guard included. Offers support for routing curved work pieces
- ▶ Dust collection port on fence fits standard 2-1/2" vacuum hoses
- ▶ Two adjustable featherboards mount on fence or table to guide work
- ▶ Dual outlet switch with 6' power cord. Lock helps prevent unauthorized use

Specifications	
Height	14-1/2"
Depth	18"
Width	27"
Max. Fence Opening	3-3/16"
Max. Throat Opening	3-5/8"
Cord Length	6"


Includes

- (2) Adjustable Featherboards **2610927685**
- (3) Mounting Plate Insert Rings to Adjust Opening Bit Size **2610915125**
- Adjustable Clear Guard **2610927687**
- Starter Pin **2610927738**
- Starter Pin Guard **2610915134**
- (2) Outfeed Fence Shims—1/16" thick **2610927690**
- Hardware for Mounting Routers

Router Table Accessory

Mounting Plate

- ▶ For use with RA1200
- ▶ Strong thermoset 3/8" thick phenolic mounting plate
- ▶ Ready to be drilled to accept most routers (except D-handle models)



Item #	Includes
RA1250	Corner mounts and insert rings



Colt™ Palm Routers are the first small routers to combine power, precision, versatility and comfort. They're perfect for many routing tasks, including rounding off deck planks and railings, creating decorative edges, cutting slots and grooves, trimming laminates and cabinet face frames, making window cut-outs, routing decorative inlays and dovetails, and more.

PR10E Colt™ Electronic Single-Speed Palm Router



- ▶ Soft-start and Constant Response™ circuitry to maintain speed under load
- ▶ Ergonomic router body for comfort
- ▶ Versatile bit-changing system for fast, easy bit changes using two wrenches or one wrench and spindle lock
- ▶ PR001 fixed base with macro- and micro-depth setting system

Includes:

Motor **PR10E**
 Fixed Base **PR001**
 1/4" Self-Releasing Collet Chuck **2609160084**
 10mm Shaft Wrench **2609110786**
 17mm Collet Wrench **2609110438**

Optional dust collection attachments available on pages 233 and 274.

Specifications	
Rating	120V AC
Amperage	5.1
Max. Tool HP	1
No Load RPM	35,000
Collet Capacity	1/4"
Base Opening	1-9/16"
Height	7.5"
Weight	3.2 lbs.

PR20EVSK Colt™ Electronic Variable-Speed Palm Router Kit



Same features as PR10E above.

- ▶ Variable-speed dial to match workpiece and task
- ▶ Soft-grip body for added comfort
- ▶ Straight edge guide leads router along edge of workpiece or up to 3-5/8" in from edge


Includes:

Motor **PR20EVS**
 Fixed Base **PR001**
 1/4" Self-Releasing Collet Chuck **2609160084**
 10mm Shaft Wrench **2609110786**
 17mm Collet Wrench **2609110438**
 Straight Edge Guide **PR002**
 Carrying Case

Optional dust collection attachments available on pages 233 and 274.

Specifications	
Rating	120V AC
Amperage	5.6
Max. Tool HP	1
No Load RPM	16,000–35,000
Collet Capacity	1/4"
Base Opening	1-9/16"
Height	7.5"
Weight	3.3 lbs.

PR20EVSPK Colt™ Electronic Variable-Speed Palm Router Combination Kit



Same features as PR20EVSK above.

- ▶ PR011 Plunge Base with Smooth Plunge Action and Spring-Lock Plunge Lever and Depth Rod—For easy and precise plunge routing
- ▶ Fine Adjustment on Depth Rod—For accurate depth setting

Includes:

Motor **PR20EVS**
 Fixed Base **PR001**
 Plunge Base **PR011**
 1/4" Self-Releasing Collet Chuck **2609160084**
 10mm Shaft Wrench **2609110786**
 17mm Collet Wrench **2609110438**
 Straight Edge Guide **PR002**
 Carrying Case

Optional dust collection attachments available on pages 233 and 274.

Specifications	
Rating	120V AC
Amperage	5.6
Max. Tool HP	1
No Load RPM	16,000–35,000
Collet Capacity	1/4"
Base Opening	1-9/16" (fixed)/ 2-5/16" (plunge)
Plunge Depth	2-1/8"
Height	7.5" (fixed)/ 9.0" (plunge)
Weight	3.3 lbs. (fixed)/ 6.0 lbs. (plunge)



PR20EVSNK Colt™ Electronic Variable-Speed Palm Router Installer's Kit



Same features as PR20EVSK on page 231.

- ▶ Tilt Base with Detents at Key Angles—Allows routing at special angles and in hard-to-reach areas
- ▶ Offset Base with Spindle Lock—Allows routing near vertical surfaces, such as when trimming laminate applied to top of countertop backsplash
- ▶ Underscribe Attachment—Mounts to fixed base for creating precise seams between sheets of laminates
- ▶ Roller Guide—Guides router when non-bearing bit or unpiloted bit is used

Includes:

Motor **PR20EVS**
 Fixed Base **PR001**
 1/4" Self-Releasing Collet Chuck **2609160084**
 10mm Shaft Wrench **2609110786**
 17mm Collet Wrench **2609110438**
 Straight Edge Guide **PR002**
 Roller Guide **PR003**
 Offset Base with Roller Guide **PR004**
 Tilt Base **PR005**
 Underscribe Plate with Wrenches **PR006**
 Carrying Case

Optional dust collection attachments available on pages 233 and 274.

Specifications	
Rating	120V AC
Amperage	5.6
Max. Tool HP	1
No Load RPM	16,000–35,000
Collet Capacity	1/4"
Base Opening	1-9/16"
Height	7.5"
Weight	3.3 lbs.

7

Palm Router Attachments

Straight Edge Guide for Palm Router

- ▶ Guides fixed-base router along edges of workpiece or to up to 3-5/8" in from edge



Item #	Includes
PR002	Mounting hardware

Offset Base with Roller Guide for Palm Router

- ▶ Offset Base with Spindle Lock—Allows routing near vertical surfaces, such as when trimming laminate applied to top of countertop backsplash
- ▶ Quick-Clamp System—Allows motor to be easily adjusted or moved from base to base
- ▶ Spindle Lock—For easy bit changes
- ▶ Durable aluminum and steel construction



Item #	Includes
PR004	Base cover, phenolic subbase, 1/4" self-releasing collet, drive gear, special roller guide for PR004 and comfortable forged wrench

Fixed Base for Palm Router

- ▶ Quick-Clamp System—Allows motor to be easily adjusted or moved from base to base
- ▶ Enhanced Bit Capacity—Fixed Base accepts bits up to 1-5/16" in diameter
- ▶ Finger Support Pockets—For additional stability, especially when trimming edges



Item #	Includes
PR001	Phenolic subbase

Roller Guide for Palm Router


- ▶ Guides fixed-base router when non-bearing bit or unpiloted bit is used



Item #	Includes
PR003	Mounting hardware

Tilt Base for Palm Router

- ▶ Tilt Base with Detents at Key Angles—Allows routing at special angles and in hard-to-reach areas
- ▶ Quick-Clamp System—Allows motor to be easily adjusted or moved from base to base
- ▶ Toolless tilt adjustment range of 70°–30° to 45°
- ▶ Detents Every 7.5°—For easy setting of common angles
- ▶ Fast and precise depth adjustment system
- ▶ Durable aluminum and steel construction



Item #	Includes
PR005	Phenolic subbase

Underscribe Plate with Wrenches for Palm Router

- ▶ Underscribe Attachment—Mounts to fixed base for creating precise seams between sheets of laminates
- ▶ Easy front-to-back adjustment
- ▶ Shield at bottom of bit recess prevents bit from hitting guiding piece of laminate



Item #	Includes
PR006	Guide plate, adjustment cam, adjusting tool, wrench, hardware

Base Cover for Palm Router



Item #	Description
PR008	Provides extra insulation from heat in heavy-use situations

Fixed-Base Subbase for Use with Bosch RA-Series Templet Guides


- ▶ Accepts Bosch RA-series templet guides (not included)
- ▶ Precision Centering Design Allows Accurate Positioning of Bit within Subbase and Templet Guides—Makes it easy to follow intended cut line when using jigs, templates, dovetail fixtures and similar guidance devices
- ▶ Smooth, long-wearing phenolic construction



Item #	Includes
PR009	Mounting hardware

Fixed-Base Subbase for Use with Threaded Templet Guides


- ▶ Accepts threaded templet guides (not included)
- ▶ Precision Centering Design Allows Accurate Positioning of Bit within Subbase and Templet Guides—Makes it easy to follow intended cut line when using jigs, templates, dovetail fixtures and similar guidance devices
- ▶ Smooth, long-wearing phenolic construction



Item #	Includes
PR010	Mounting screws

Plunge Base for Palm Router

- ▶ Smooth Plunge Action, Spring-Lock Plunge Lever Depth Rod—For easy and precise plunge routing
- ▶ Fine Adjustment on Depth Rod—For accurate depth setting
- ▶ Quick-Clamp System allows motor to be easily moved from base to base
- ▶ Precision Centering Design—Makes it easy to keep bit on intended cutline
- ▶ Accepts RA1054 deluxe router guide, RA1175 and PR012 dust extraction hoods and RA1126 templet guide adapter



Item #	Includes
PR011	Translucent subbase

Palm Router Dust Collection Attachments

Side-Handle Subbase with Dust Extraction Port

- ▶ Side Handle—Provides additional gripping location for support of router
- ▶ Includes vacuum hose port and dust extraction hood for user when edge forming
- ▶ Accepts Bosch VAC005-VAC008 and VAC021 vacuum hose or standard 1-1/4" and 1-1/2" hoses
- ▶ Can be used with PR006 underscribe attachment for creating precision seams between two sheets of laminates. Connection to dust extraction system provides excellent means to prevent chips from getting under laminate sheets and into glue
- ▶ Not for use with templet guides



Item #	Includes
PR007	Offset subbase with side handle, hose port, dust collection hood for use when edge forming, two sets of attachment screws, mounting screws, VAC002 vacuum hoses adapter

Dust Extraction Hood for Plunge Base

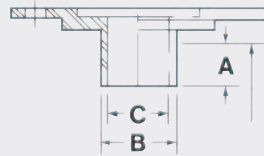
- ▶ Hood for work on flat surface, in from workpiece edge
- ▶ Port can be positioned to front or back
- ▶ Accepts Bosch VAC005-VAC008 and VAC025 vacuum hose on standard 1-1/4" or 1-1/2" hoses



Item #	Includes
PR012	VAC002 vacuum hose adapter, mounting hardware

Templet Guides

Quick Change/RA Style



A = Distance templet guide tip extends from bottom of subbase

B = Outside diameter templet guide tip

C = Inside diameter templet guide tip

Note: Cut diameter of router bit should be at least 1/16" less than dimension "C" on templet guide.



Templet Guides

Primary Application	Templet Guide Item #	Templet Guide Dimensions		
		A	B	C
General	RA1107	5/16"	7/16"	3/8"
General	RA1109	7/16"	1/2"	13/32"
General	RA1111	3/16"	5/8"	17/32"
General	RA1115	3/16"	3/4"	21/32"
General	RA1117	31/64"	13/16"	5/8"
General	RA1119	31/64"	1"	25/32"
Large Dovetail	RA1105	9/64"	7/16"	3/8"
Radius Hinge, 1/4"	RA1113	1/2"	5/8"	17/32"
Radius Hinge, 5/8"	RA1121	7/16"	1-3/8"	1-19/64"
Small Dovetail	RA1103	9/64"	5/16"	17/64"
7 pc Templet Guide Kit	RA1125			
Router Inlay Kit	RA1127			

Router Compatibility

- ▶ 1613, 1613EVS, 1614, 1614EVS—The templet guides are attached to these routers by using the router's built-in templet guide adapter
- ▶ 1613AEVS, 1617, 1617EVS, 1618, 1618EVS, 1619EVS, MRF23EVS, MRP23EVS, MRC23EVS—The templet guides are attached to these routers by using the RA1126 Templet Guide Adapter (sold separately)
- ▶ PR10E, PR20EVS—The templet guides are attached to these routers by placing the templet's flange in recess at top of the PR009 Fixed-Base Subbase (sold separately) and then mounting it to the router
- ▶ PR20EVSPK, PR011 Plunge Base—The templet guides are attached to these routers by using the RA1126 Templet Guide Adapter (sold separately)

Templet Guide and Inlay Kits



Item #	# of Pieces	Includes
RA1125	7	Templet guide kit: (1) RA1103, (1) RA1105, (1) RA1109, (1) RA1113, (1) RA1115, (1) RA1121, (1) RA1100 adapter
RA1127	2	Router inlay kit: (1) RA1101 templet guide assembly, (1) 85213M router bit plus instructions

Routing Accessories

Router/Hinge Mortising Specifications and Where Used

Door Height	Number of Hinges	Door Hinge Thickness	Hinge Size	For Wood Use or Metal* Jamb	Use Extra Link Rails	Use Conversion Kit
6' 6" to 7'	2 or 3	1-3/8" to 2-1/4"	2-1/2" to 5-1/2"	83038	—	—
8'	3	1-3/8" to 2-1/4"	2-1/2" to 5-1/2"	83038	83004	—
7' to 9'	4	1-3/8" to 2-1/4"	2-1/4" to 5-1/2"	83038	—	83039

*Metal jamb gauge blocks are required when working with metal jamb

Templet Guides and Router Bits Needed for Hinge Routing

When Using This Router	And Your Hinge Butt Has This Corner Radius	Use This Templet Guide	Use This Router Bit	Use This Cutter Head and Threaded Shank
1613, 1613EVS, 1613AEVS, 1614, 1614EVS, 1617, 1617EVS, 1618, 1618EVS, 1619EVS, MR23EVS	1/4"	RA1113	85159	—
1613, 1613EVS, 1613AEVS, 1614**, 1614EVS**, 1617, 1617EVS, 1618, 1618EVS, 1619EVS, MR23EVS	5/8"	RA1121	—	85238M and 92839 (1/4" shank) or 85234M and 92840 (1/2" shank)

**1614, 1614EVS only accept 1/4" shank

Deluxe Door and Jamb Hinge Templet Kit

- ▶ For Metal or Wood Stops. Also for Remodeling—New door in old mortised jamb
- ▶ Transfers Directly from Jamb To Door (or Vice-Versa) with Hinges on Either Side of Door—No turning templet end over end
- ▶ No straight edges, measuring tools or calculations required
- ▶ Works with or without the stops installed
- ▶ Templet guide required, not included (see page 234)
- ▶ For non-Bosch routers use the competitive brand templet guide which matches the dimensions of the Bosch templet guide number RA1113 or RA1121 as listed on page 234



Item #	# of Pieces	Includes	Case Type
83038	4	(1) deluxe hinge template, (1) regular top gauge assembly, (1) 3601321516 extra long top gauge assembly, (1) 85159 bit	Metal

Jamb Gauge Blocks

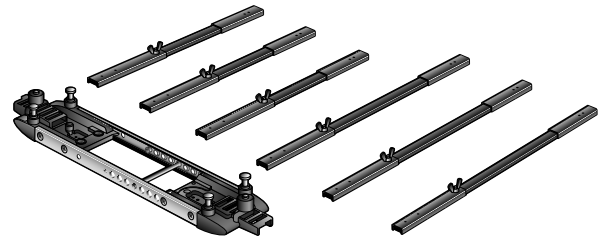
- ▶ Must be used when transferring hinge location from metal jambs to wood doors. Used with 83038 Deluxe Hinge Templet. Order three of a size for three-hinge doors and four of a size for four-hinge doors.



Item #	Hinge Size
83044	3"
83045	3-1/2"
83046	4"
83047	4-1/2"
83048	5"

Four-Hinge Conversion Kit

- ▶ Used when mortising for four hinges on 7'–9' doors. Includes three link rails for 7'–8' doors, three link rails for 8'–9' doors and one extra frame section



Item #	Description
83039	Fits 83038 kit

Extra Templet Nails



For Hinge Templet Kit #	Use Nail Item #
83000, 83001, 83002, 83003	83008 (12 pk)
83037, 83038	83018 (1 pk)

Extra-Long Link Rails

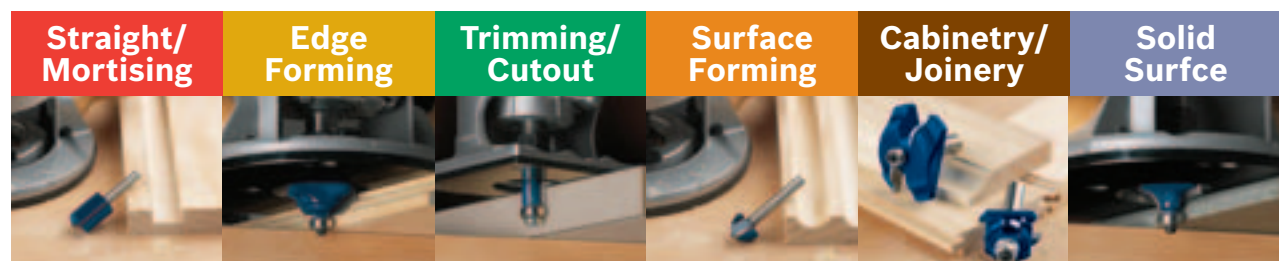


Item #	Description
83004	Special link rails for use with 83002 and 83038 hinge templates when mortising three hinge, 8' door (2 pcs)

Router Bits

Industrial Router Bits

Bosch uses micrograin carbide and a special heat-treating process to provide precision and durability with router bits. This accuracy is achieved across hundreds of profiles for mortising, spiral cuts and edging in wood, plus specialty cuts in plastic and laminate.



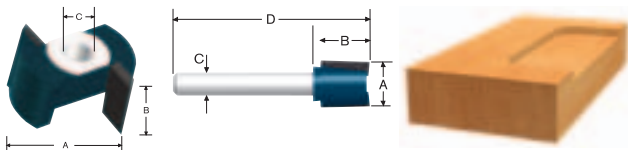
Straight/Mortising Router Bits



Carbide-Tipped Hinge Mortising Bits

Micrograin bits cut fast for mortises when work is started at the edge and provide a smooth finish cut that is ideal for surfacing operations. Useful when good chip clearance is important, especially in gummy wood.

- ▶ 82816 and 82818 are shanks for use with 85234M cutter
- ▶ 92839 and 92840 are shanks for use with 85238M cutter
- ▶ 85158 and 85159 are high-speed steel bits

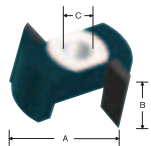


Item #	A. Overall Diameter	B. Cutting Edge Length	C. Shank Diameter	D. Overall Length	Thread
85158	7/16"	3/8"	1/4"	1-7/8"	—
85159	1/2"	13/32"	1/4"	2-1/4"	—
85249M	1/2"	3/4"	1/4"	2"	—
85236M	5/8"	3/4"	1/4"	2"	—
85248M	3/4"	3/4"	1/4"	2"	—
85234M	1/2"	1/2"	—	—	1/4"-28
82816	—	—	1/4"	1-13/16"	1/4"-28
82818	—	—	1/2"	1-23/32"	1/4"-28
85238M	1-1/4"	5/8"	—	—	5/16"-24
92839	—	—	1/4"	—	5/16"-24
92840	—	—	1/2"	—	5/16"-24

Carbide-Tipped Lock Mortising Bits

Micrograin bits that work with lock mortisers using 1/4"-28 thread. Mount directly on the spindle shaft of Bosch item 1604LM or Porter-Cable® 513.

- ▶ 82816 and 82818 are shanks that allow lock mortising cutters to be used in portable routers

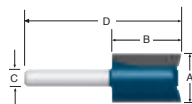


Item #	A. Overall Diameter	B. Cutting Edge Length	C. Shank Diameter	Thread	Description
85634M	3/4"	1/2"	—	1/4"-28	Cutter
85635M	1"	1/2"	—	1/4"-28	Cutter
85636M	1-1/4"	9/16"	—	1/4"-28	Cutter
82816	—	—	1/4"	1/4"-28	Arbor
82818	—	—	1/2"	1/4"-28	Arbor

Carbide-Tipped Plywood Mortising Bits

Micrograin bits designed with undersized cut diameters to match up to the actual thickness of 1/4", 1/2" and 3/4" plywood. Produce a tight fit when mortising standard plywood.

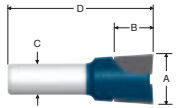
- ▶ 84600M is a solid carbide bit



Item #	A. Overall Diameter	B. Cutting Edge Length	C. Shank Diameter	D. Overall Length	Application
84600M	15/64"	3/4"	1/4"	2"	1/4" plywood
84601M	31/64"	3/4"	1/4"	2-1/4"	1/2" plywood
84602M	23/32"	3/4"	1/4"	2"	3/4" plywood
84625M	31/64"	1"	1/2"	2-5/8"	1/2" plywood
84603M	23/32"	1-1/4"	1/2"	2-7/8"	3/4" plywood

Carbide-Tipped Stair Routing Bit

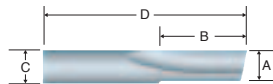
Micrograin bit cuts a dovetail-like joint for cutting stair stringers to accept stair treads.



Item #	A. Overall Diameter	B. Cutting Edge Length	C. Shank Diameter	D. Overall Length	Angle
85413M	7/8"	7/8"	1/2"	2-3/8"	7°

Solid Carbide Single-Flute Straight Bits

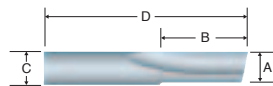
Designed for operations where high production feed rates are essential.



Item #	A. Overall Diameter	B. Cutting Edge Length	C. Shank Diameter	D. Overall Length
85208M	1/16"	3/16"	1/4"	1-5/8"
85209M	1/8"	7/16"	1/4"	2"
85212M	3/16"	7/16"	1/4"	2"
85215M	1/4"	3/4"	1/4"	2"

Solid Carbide Double-Flute Straight Bits

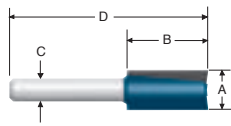
Micrograin bits provide exceptional smoothness of cut and balanced cutting with minimal vibration. Positive hook angles cut efficiently, and specially designed tips allow for fast plunge cutting. Strong webbing and heavy cutter backing provide superior bit life.



Item #	A. Overall Diameter	B. Cutting Edge Length	C. Shank Diameter	D. Overall Length
85213M	1/8"	7/16"	1/4"	2"
85214M	3/16"	7/16"	1/4"	2"
85617M	1/4"	1"	1/4"	2-7/8"

Carbide-Tipped Double-Flute Straight Bits

Micrograin bits designed to give excellent smoothness of cut and balanced cutting with minimal vibration. Positive hook angles cut efficiently while specially designed tips provide fast plunge cutting. Strong webbing and heavy cutter backing extend bit life.

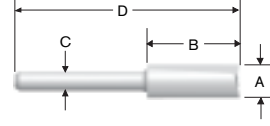


Item #	A. Overall Diameter	B. Cutting Edge Length	C. Shank Diameter	D. Overall Length
85221M	1/4"	5/8"	1/4"	2"
85250M	1/4"	7/8"	1/4"	2-1/8"
85460M*	1/4"	3/4"	1/2"	2-1/2"
85613M*	1/4"	1"	1/4"	2-1/4"
85459M*	1/4"	1"	1/4"	2-7/8"
85223M	9/32"	1"	1/4"	2-1/4"
85274M	5/16"	3/4"	1/2"	2-1/2"
85224M	5/16"	1"	1/4"	2-1/4"
85253M	5/16"	1"	1/2"	2-3/4"
85277M	3/8"	3/4"	1/2"	2-1/2"
85225M	3/8"	1"	1/4"	2-1/4"
85241M	3/8"	1"	1/2"	2-3/4"
85276M	3/8"	1"	3/8"	2-1/2"
84207M	3/8"	1-1/4"	1/2"	3"
85228M	3/8"	1-1/4"	3/8"	3-3/8"
85254M	13/32"	3/4"	1/2"	2-1/2"
85226M	7/16"	1"	1/4"	2-1/8"
85255M	7/16"	1-1/4"	1/2"	3"
85227M	1/2"	1"	1/4"	2-1/4"
85427M	1/2"	1"	1/2"	2-5/8"
84209M	1/2"	1"	3/8"	2-1/2"
84210M	1/2"	1-1/4"	1/2"	2-7/8"
85242M	1/2"	1-1/2"	1/2"	3-1/8"
85256M	1/2"	1-1/2"	1/2"	4-1/4"
85251M	1/2"	2"	1/2"	4-1/4"
85252M*	1/2"	2-1/2"	1/2"	4-1/2"
85257M	17/32"	1-1/4"	1/2"	2-7/8"
85258M	9/16"	1-1/4"	1/2"	2-7/8"
85229M	9/16"	3/4"	1/4"	2-1/8"
85230M	5/8"	3/4"	1/4"	2"
85454M	5/8"	1-1/4"	1/2"	2-7/8"
85259M	21/32"	1-1/4"	1/2"	2-7/8"
85260M	11/16"	1-1/4"	1/2"	2-7/8"
85232M	3/4"	3/4"	1/4"	2"
85265M	3/4"	1-1/4"	1/2"	2-7/8"
85222M	3/4"	2"	3/4"	4"
82086M	3/4"	1-1/2"	1/2"	3-1/8"
85272M	3/4"	2"	1/2"	3-5/8"
82085M	3/4"	2-1/2"	3/4"	4-1/2"
85273M	25/32"	1-1/4"	1/2"	2-7/8"
85262M	13/16"	3/4"	1/4"	2"
85457M	13/16"	1-1/4"	1/2"	2-7/8"
85458M	7/8"	1-1/4"	1/2"	2-7/8"
85243M	1"	1-1/4"	1/2"	2-7/8"
85235M	1-1/16"	1-1/4"	1/2"	2-7/8"
85465M	1-1/8"	1-1/4"	1/2"	2-7/8"
85466M	1-1/4"	1-1/4"	1/2"	2-7/8"
85469M	1-1/2"	1-1/4"	1/2"	2-7/8"

*Not guaranteed against breakage due to extreme length

High-Speed Steel Double-Flute Straight Bits

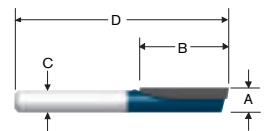
Provide smooth and balanced cutting with minimal vibration. Positive hook angles cut efficiently while specially designed tips provide fast plunge cutting. Strong webbing and heavy cutter backing extend bit life.



Item #	A. Overall Diameter	B. Cutting Edge Length	C. Shank Diameter	D. Overall Length
85096	1/4"	3/4"	1/4"	2"
85180	1/4"	1-1/8"	1/4"	2-3/8"
85181	5/16"	1-1/8"	1/4"	2-3/8"
85098	3/8"	7/8"	1/4"	2-1/16"
85100	1/2"	7/8"	1/4"	2-1/4"
85140	1/2"	1-1/8"	1/2"	2-9/16"
85182	1/2"	2"	1/2"	4"
85102	5/8"	5/8"	1/4"	1-5/8"
85104	3/4"	5/8"	1/4"	1-5/8"

Carbide-Tipped Single-Flute Straight Bits

Micrograin bits designed for roughing operations where high production feed rates are essential. Optimum chip clearance and specially designed tip allows for fast plunge cutting.




Item #	A. Overall Diameter	B. Cutting Edge Length	C. Shank Diameter	D. Overall Length
85279M	3/16"	7/16"	1/4"	2"
84206M	1/4"	3/4"	1/4"	2"
85404M	1/4"	3/4"	1/2"	2-1/2"
85410M	1/4"	1"	1/4"	2-1/4"
85412M	9/32"	3/4"	1/4"	2"
85263M	3/8"	1"	3/8"	2-1/2"
85419M	3/8"	1-1/4"	3/8"	2-7/8"
85409M	3/8"	1"	1/2"	2-3/4"
85425M	1/2"	3/4"	1/2"	2-3/8"
85426M	1/2"	1-1/4"	1/2"	3-1/8"
85402M	1/2"	1-1/2"	1/2"	3-1/8"
85264M	1/2"	2"	1/2"	4-1/4"



High-Speed Steel Single-Flute Straight Bits

Designed for roughing operations where high production feed rates are essential. Optimum chip clearance and specially designed tip allows for fast plunge cutting.

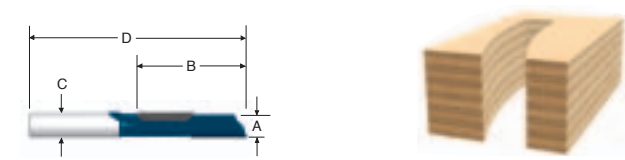


Item #	A. Overall Diameter	B. Cutting Edge Length	C. Shank Diameter	D. Overall Length	Quantity
85091	1/16"	1/8"	1/4"	1-3/8"	1
85092	1/8"	5/16"	1/4"	1-1/2"	1
85152	1/8"	5/8"	1/4"	1-31/32"	1
85152B100*	1/8"	5/8"	1/4"	1-31/32"	100
85094	3/16"	7/16"	1/4"	1-17/32"	1
85153	3/16"	3/4"	1/4"	2-1/32"	1
85153B100*	3/16"	3/4"	1/4"	2-1/32"	100
85093	5/32"	1/2"	1/4"	2"	1
85154	1/4"	1"	1/4"	2-1/4"	1

* Bulk item

Staggertooth Bits

Micrograin bits with staggered cutting flutes give two-flute balance with single-flute chip clearance for fast plunge cutting.



Item #	A. Overall Diameter	B. Cutting Edge Length	C. Shank Diameter	D. Overall Length
85291M	3/8"	1-3/8"	3/8"	3"
85201M	3/8"	1-1/2"	1/2"	3-1/8"
85278M	1/2"	2-1/4"	1/2"	4-1/2"

Plastic Cutting Router Bits

7

Wood and Metal Cutting Router Bits

Solid Carbide Double-Flute Chipbreaker Spirals

Appropriate for use when faster feed rates and chip removal are desired. Available in up or down spirals to suit all applications

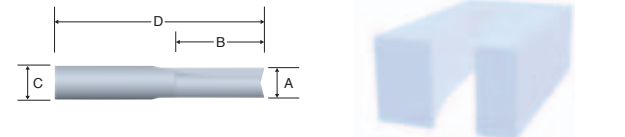
► Industrial/CNC bit for high-duty cycle applications



Item #	A. Overall Diameter	B. Cutting Edge Length	C. Shank Diameter	D. Overall Length	Spiral
85907M	1/2"	1-1/8"	1/2"	3"	Down
85915M	1/2"	1-1/8"	1/2"	3"	Up

Solid Carbide Double-Flute Straight Bits

Micrograin bits for general-purpose routing of difficult-to-cut materials, particularly when smaller diameters are required.



Item #	A. Overall Diameter	B. Cutting Edge Length	C. Shank Diameter	D. Overall Length
85987M	1/4"	1"	1/4"	2-1/2"
85993M	7/16"	1-1/8"	1/2"	3"

Solid Carbide Single-Flute O-Flute Bits

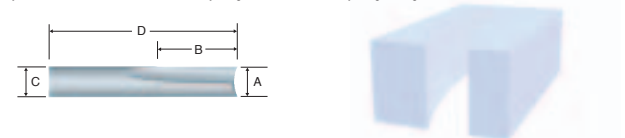
Micrograin bits for fast plastic cutting at high speeds. Ideal for soft plastics such as ABS, polycarbonate, polyethylene and PVC. The single-flute design allows for a faster feed rate.



Item #	A. Overall Diameter	B. Cutting Edge Length	C. Shank Diameter	D. Overall Length
85997M	3/16"	5/8"	1/4"	2"
86002M	3/8"	1"	3/8"	2-1/2"

Solid Carbide Double-Flute O-Flute Bits

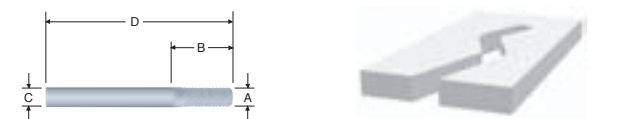
Micrograin bits for fast, smooth plastic cutting at high speeds. Two-flute design provides an exceptional edge finish. Good for soft plastics such as ABS, polycarbonate, polyethylene and PVC.



Item #	A. Overall Diameter	B. Cutting Edge Length	C. Shank Diameter	D. Overall Length
86007M	1/8"	1/2"	1/4"	2"
86010M	1/4"	1"	1/4"	2-1/2"

Solid Carbide Fiberglass Bit/Burr Bit

Useful for cutting fiberglass, epoxies and similar composite material.

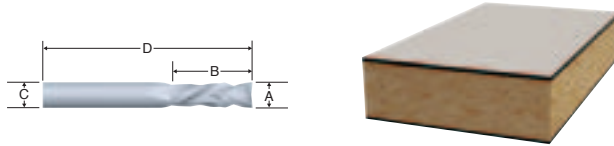


Item #	A. Overall Diameter	B. Cutting Edge Length	C. Shank Diameter	D. Overall Length
85619M	1/4"	3/4"	1/4"	2"

Spiral Router Bits

Solid Carbide Double-Flute Compression Up/Down Spirals

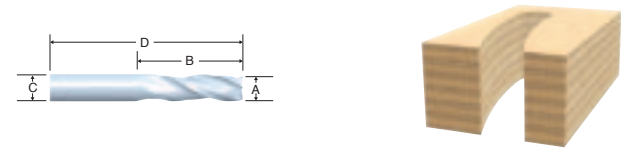
Ideal for general use with difficult-to-route materials. Route rigid hard plastics, double-sided plywood and melamine.



Item #	A. Overall Diameter	B. Cutting Edge Length	C. Shank Diameter	D. Overall Length
86026M	1/4"	7/8"	1/4"	2-1/2"

Solid Carbide Triple-Flute Upcut Spirals

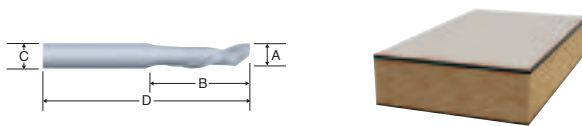
Bits work best on hard-to-route materials under reduced spindle speeds or horsepower. The upcut yields superior chip removal and a smooth finish.



Item #	A. Overall Diameter	B. Cutting Edge Length	C. Shank Diameter	D. Overall Length
85961M	1/2"	1-1/4"	1/2"	3"

Solid Carbide Single-Flute Compression Spirals

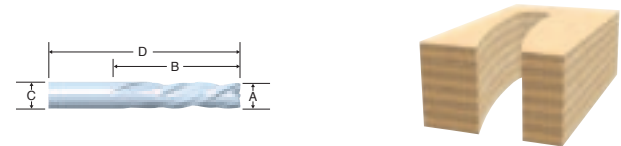
Bits feature open flutes with single edges for the most efficient chip ejection at faster speeds.



Item #	A. Overall Diameter	B. Cutting Edge Length	C. Shank Diameter	D. Overall Length
86019M	1/2"	1-1/4"	1/2"	3"

Solid Carbide Triple-Flute Downcut Spirals

Ideal for penetrating hard-to-route materials under reduced spindle speeds or horsepower. The downcut holds the material and forces chips down during routing.

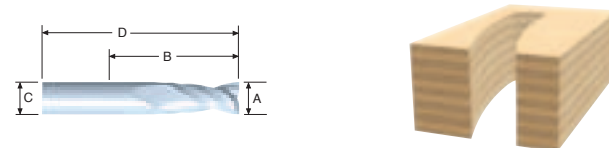


Item #	A. Overall Diameter	B. Cutting Edge Length	C. Shank Diameter	D. Overall Length
85974M	1/2"	1"	1/2"	3"

Solid Carbide Double-Flute Down Spirals

For use when material needs to be pushed away from the router motor. Excellent bits for templet cutting when downward pressure is advantageous.

► Industrial/CNC bit for high-duty cycle applications

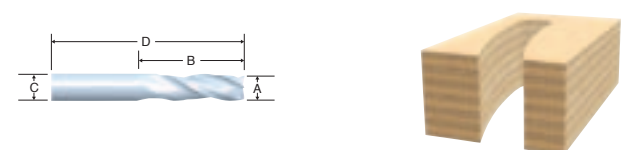


Item #	A. Overall Diameter	B. Cutting Edge Length	C. Shank Diameter	D. Overall Length
85900M	1/8"	1/2"	1/4"	2"
85901M	3/16"	3/4"	1/4"	2"
85902M	1/4"	3/4"	1/4"	2-1/2"
85903M	1/4"	1"	1/4"	2-1/2"
85905M	3/8"	1-1/4"	1/2"	3"
85906M	1/2"	1-1/4"	1/2"	3"
85918M	1/2"	1-5/8"	1/2"	3-1/2"

Solid Carbide Double-Flute Up Spirals

For use when material needs to be pulled in an upward motion toward the router motor, improving chip removal. Excellent when dust collection is required.

► Industrial/CNC bit for high-duty cycle applications



Item #	A. Overall Diameter	B. Cutting Edge Length	C. Shank Diameter	D. Overall Length
85908M	1/8"	1/2"	1/4"	2"
85909M	3/16"	3/4"	1/4"	2"
85910M	1/4"	3/4"	1/4"	2-1/2"
85911M	1/4"	1"	1/4"	2-1/2"
85912M	3/8"	1"	3/8"	2-1/2"
85913M	3/8"	1-1/4"	1/2"	3"
85914M	1/2"	1-1/4"	1/2"	3"
85917M	1/2"	1-5/8"	1/2"	3-1/2"

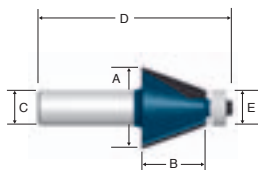


Edge Forming Router Bits



Carbide-Tipped Chamfer Bits

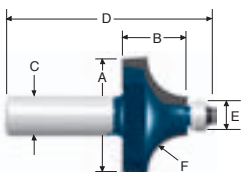
Micrograin control-cut bits for beveling and decorative edging.



Item #	A. Overall Diameter	B. Cutting Edge Length	C. Shank Diameter	D. Overall Length	E. Bearing Diameter	Angle
85299M	1-1/4"	15/16"	1/2"	2-7/8"	1/2"	22.5°
85597M	1-1/4"	1/2"	1/2"	2-3/8"	3/8"	45°
85298M	1-1/4"	1/2"	1/4"	2"	3/8"	45°
85593M	2-1/2"	1"	1/2"	2-7/8"	1/2"	45°

Carbide-Tipped Beading Bits

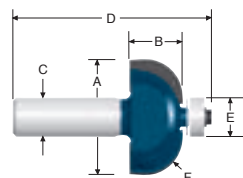
Micrograin control-cut bits used to create attractive, decorative edging. Items 84413M and 85493M are not control-cut bits.



Item #	A. Overall Diameter	B. Cutting Edge Length	C. Shank Diameter	D. Overall Length	E. Bearing Diameter	F. Radius
84413M	7/8"	1/2"	1/2"	2-7/16"	3/8"	3/16"
85493M	7/8"	1/2"	1/4"	2"	3/8"	3/16"
85494M	1"	1/2"	1/4"	2"	3/8"	1/4"
84416M	1"	1/2"	1/2"	2-7/16"	3/8"	1/4"
85495M	1-1/8"	1/2"	1/4"	2-1/16"	3/8"	5/16"
85496M	1-1/4"	5/8"	1/4"	2-3/16"	3/8"	3/8"
85599M	1-1/4"	5/8"	1/2"	2-9/16"	3/8"	3/8"
85497M	1-1/2"	3/4"	1/4"	2-1/4"	3/8"	1/2"
85600M	1-1/2"	3/4"	1/2"	2-5/8"	3/8"	1/2"

Carbide-Tipped Cove Bits


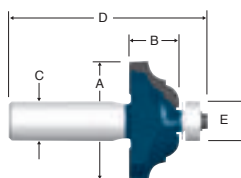
Micrograin control-cut bits for decorative edging and period furniture.



Item #	A. Overall Diameter	B. Cutting Edge Length	C. Shank Diameter	D. Overall Length	E. Bearing Diameter	F. Radius
85205M	7/8"	9/16"	1/4"	2"	3/8"	1/4"
84425M	7/8"	9/16"	1/2"	2-3/8"	1/2"	1/4"
85206M	1-1/8"	9/16"	1/4"	2"	3/8"	3/8"
84428M	1-1/8"	9/16"	1/2"	2-3/8"	1/2"	3/8"
85204M	3/4"	9/16"	1/4"	2"	1/2"	3/16"
85207M	1-3/8"	3/4"	1/4"	2-1/4"	1/2"	1/2"
84431M	1-3/8"	3/4"	1/2"	2-1/2"	3/8"	1/2"
84430M	1-5/8"	11/16"	1/2"	2-1/2"	1/2"	5/8"
84437M	2"	1"	1/2"	2-7/8"	1/2"	3/4"

Carbide-Tipped Classical Bits

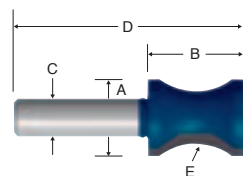
Micrograin control-cut bits that add classic beauty with decorative edging.



Item #	A. Overall Diameter	B. Cutting Edge Length	C. Shank Diameter	D. Overall Length	E. Radius
85579M	1-1/4"	1/2"	1/4"	2"	1/2"
85580M	1-1/4"	1/2"	1/2"	2-3/8"	1/2"
85581M	1-1/2"	5/8"	1/4"	2-1/8"	1/2"
85582M	1-1/2"	5/8"	1/2"	2-1/2"	1/2"

Carbide-Tipped Convex Edging Bit

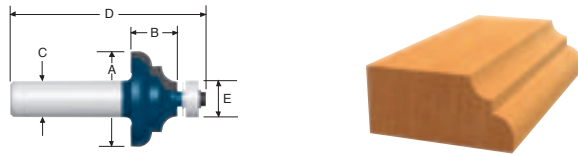
Micrograin bits used to create a shallow bullnose. Cutters above and below bit creates a top and bottom fillet on thicker stock.



Item #	A. Overall Diameter	B. Cutting Edge Length	C. Shank Diameter	D. Overall Length	E. Radius
84440M	13/16"	1-1/4"	1/2"	2-3/4"	23/32"

Carbide-Tipped Cove and Bead Bits

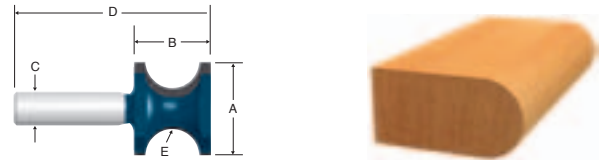
Micrograin bits used to create an attractive accent with a classic woodworking design.



Item #	A. Overall Diameter	B. Cutting Edge Length	C. Shank Diameter	D. Overall Length	E. Radius
85604M	1-3/8"	11/16"	1/4"	2-3/16"	1/2"
85605M	1-3/8"	11/16"	1/2"	2-9/16"	1/2"

Carbide-Tipped Bullnose Bits

Micrograin bits used for window sills, shelves or stair treads.



Item #	A. Overall Diameter	B. Cutting Edge Length	C. Shank Diameter	D. Overall Length	E. Radius
84438M	19/32"	1/2"	1/4"	1-3/4"	1/8"
84432M	19/32"	1/2"	1/2"	2"	1/8"
84435M	7/8"	3/4"	1/4"	2"	13/64"
84433M	7/8"	3/4"	1/2"	2-1/4"	13/64"
84434M	1-1/4"	1-5/16"	1/2"	2-3/4"	3/8"
84436M	1-11/16"	1-9/16"	1/2"	3-1/16"	1/2"

Carbide-Tipped Edge Beading Bits

Versatile micrograin bits used for adding attractive edging on new pieces and matching many older molding cuts for remodeling work.



Item #	A. Overall Diameter	B. Cutting Edge Length	C. Shank Diameter	D. Overall Length	E. Bearing Diameter	F. Radius
85631M	7/8"	9/16"	1/4"	2-1/8"	1/2"	1/8"
85632M	7/8"	9/16"	1/2"	2-1/2"	1/2"	1/8"
85666M	1-1/8"	11/16"	1/4"	2-1/4"	16mm	3/16"
85668M	1-1/4"	3/4"	1/4"	2-1/4"	16mm	1/4"
85669M	1-1/4"	3/4"	1/2"	2-5/8"	16mm	1/4"

Carbide-Tipped Roundover Bits

Micrograin bits used for smooth, uniformly rounded edges. A lower depth setting produces a rounded corner with a decorative bead.




Item #	A. Overall Diameter	B. Cutting Edge Length	C. Shank Diameter	D. Overall Length	E. Bearing Diameter	F. Radius
85289M	5/8"	5/16"	1/4"	1-3/4"	1/2"	1/16"
85290M	3/4"	3/8"	1/4"	2"	1/2"	1/8"
85588M	3/4"	3/8"	1/2"	2-5/16"	1/2"	1/8"
85616M	3/4"	3/8"	1/4"	2-1/4"	1/2"	5/32"
85587M	5/8"	5/16"	1/2"	2-1/4"	1/2"	1/16"
85293M	7/8"	1/2"	1/4"	2"	1/2"	3/16"
84402M	7/8"	1/2"	1/2"	2-7/16"	1/2"	3/16"
85294M*	1"	1/2"	1/4"	2"	1/2"	1/4"
84405M*	1"	1/2"	1/2"	2-7/16"	1/2"	1/4"
85295M*	1-1/8"	1/2"	1/4"	2-1/16"	1/2"	5/16"
84408M*	1-1/8"	1/2"	1/2"	2-7/16"	1/2"	5/16"
85296M*	1-1/4"	5/8"	1/4"	2-3/16"	1/2"	3/8"
85594M*	1-1/4"	5/8"	1/2"	2-9/16"	1/2"	3/8"
85297M*	1-1/2"	3/4"	1/4"	2-1/4"	1/2"	1/2"
85595M	1-1/2"	3/4"	1/2"	2-5/8"	1/2"	1/2"
85596M*	1-3/4"	7/8"	1/2"	2-3/4"	1/2"	5/8"
85434M*	2"	1"	1/2"	2-7/8"	1/2"	3/4"
85432M*	2-1/4"	1-1/4"	1/2"	3-1/16"	1/2"	7/8"
85433M*	2-1/2"	1-1/4"	1/2"	3-3/16"	1/2"	1"

* Control-cut bit

Carbide-Tipped Multi Bead/Reeding Bits

Micrograin control-cut bits for creating classic triple beading with fillets in one pass.



Item #	A. Overall Diameter	B. Cutting Edge Length	C. Shank Diameter	D. Overall Length	E. Bearing Diameter	F. Radius
84611M	7/8"	1"	1/2"	3"	16mm	1/8"

Carbide-Tipped Ogee Bits with Fillet

Micrograin control-cut bits allow for three distinct cuts with one bit. Graceful lines of the ogee cut can be attractively accented with one or two fillets by lowering the depth setting or using 3/8" bearing (item 3600900501).



Item #	A. Overall Diameter	B. Cutting Edge Length	C. Shank Diameter	D. Overall Length	E. Bearing Diameter
85584M	1-3/8"	1/2"	1/4"	2-1/16"	1/2"
85586M	1-5/8"	3/4"	1/2"	2-5/8"	1/2"

Carbide-Tipped Wavy Edge Bits

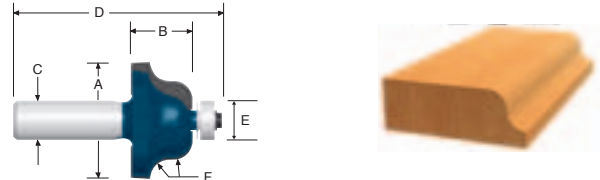
Micrograin bits with a unique pattern to create soft, rounded corners.



Item #	A. Overall Diameter	B. Cutting Edge Length	C. Shank Diameter	D. Overall Length	E. Bearing Diameter
85606M	1-1/4"	11/16"	1/4"	2-1/4"	1/2"
85607M	1-1/4"	11/16"	1/2"	2-5/8"	1/2"

Carbide-Tipped Roman Ogee Bits

Micrograin control-cut bits used for decorative edging and period furniture.

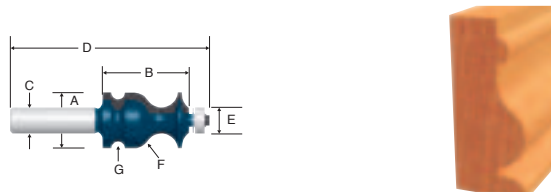


Item #	A. Overall Diameter	B. Cutting Edge Length	C. Shank Diameter	D. Overall Length	E. Bearing Diameter	F. Radius
85270M	1"	5/8"	1/4"	2-1/8"	1/2"	5/32"
85591M	1"	5/8"	1/2"	2-1/2"	1/2"	5/32"
85271M	1-3/8"	7/8"	1/4"	2-1/4"	1/2"	1/4"
85592M	1-3/8"	7/8"	1/2"	2-5/8"	1/2"	1/4"

Carbide-Tipped Ogee and Bead Bit with Fillet

Classical architectural molding micrograin bit for making furniture and cabinet molding, door and window casing and other millwork.

► Recommended for use with a router table



Item #	A. Overall Dia.	B. Cutting Edge Length	C. Shank Dia.	D. Overall Length	E. Bearing Dia.	F. Larger Radius	G. Small Radius
84621M	1"	1-11/16"	1/2"	3-1/4"	1/2"	3/8"	1/8"

Carbide-Tipped Table Edge Bit

Creates a wide profile for attractive edging and curve for tables or handrails.

► Recommended for use with a router table



Item #	A. Overall Diameter	B. Cutting Edge Length	C. Shank Diameter	D. Overall Length	E. Bearing Diameter
84515M	2-3/4"	5/8"	1/2"	2-1/2"	1/2"

Carbide-Tipped Reverse Curve Ogee and Bead Bit

Classical architectural molding micrograin bit for making furniture and cabinet molding, door and window casing and other millwork.

► Recommended for use with a router table



Item #	A. Overall Dia.	B. Cutting Edge Length	C. Shank Dia.	D. Overall Length	E. Bearing Dia.	F. Larger Radius	G. Small Radius
84620M	7/8"	1-3/8"	1/2"	3-3/8"	1/2"	5/16"	5/32"

Carbide-Tipped Chair Mat Bit

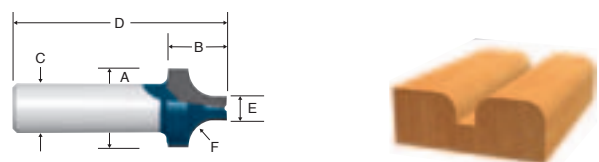
Micrograin control-cut bit to cut out and edge-form chair mats and other items fabricated from softer plastic such as vinyl and acrylic in a single operation. Bit is designed to help minimize edge cracking in such materials and also is suitable for use with 1/4" and thinner wood and plywood.



Item #	A. Overall Diameter	B. Cutting Edge Length	C. Shank Diameter	D. Overall Length	E. Bearing Diameter	F. Radius
85612M	47/64"	17/32"	1/4"	2-7/32"	47/62"	3/32"

Carbide-Tipped Plunge Roundover Bits

Micrograin control-cut bits for special decorative grooving and edging.

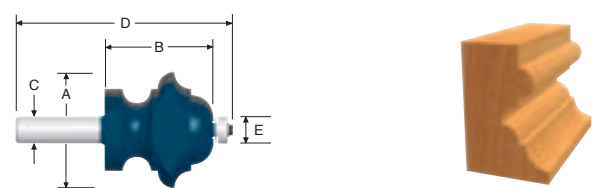


Item #	A. Overall Diameter	B. Cutting Edge Length	C. Shank Diameter	D. Overall Length	E. Bearing Diameter	F. Radius
85471M	3/4"	1/2"	1/2"	2"	1/4"	1/4"

Carbide-Tipped Multi-Form Bit


Micrograin bit achieves many profiles and architectural designs. With a simple adjustment to the cutter height and fence position, 50 molding patterns are available.

► Recommended for use with a router table



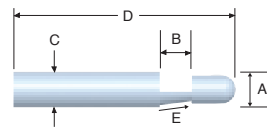
Item #	A. Overall Diameter	B. Cutting Edge Length	C. Shank Diameter	D. Overall Length	E. Bearing Diameter
85700M	2-1/4"	1-7/8"	1/2"	2-3/4"	1/2"

Trimming/Cutout Router Bits



Solid Carbide Bevel-Trimmer Bits

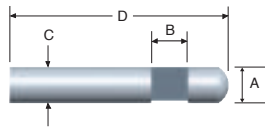
Provides a 7-1/2° bevel on the trim edge of plastic laminate surfaces. The self-pilot eliminates guide assembly.



Item #	A. Overall Diameter	B. Cutting Edge Length	C. Shank Diameter	D. Overall Length	E. Angle	Quantity
85286	1/4"	1/4"	1/4"	1-1/2"	7-1/2°	1
85286B100	1/4"	1/4"	1/4"	1-1/2"	7-1/2°	100

Solid Carbide Flush-Trimmer Bits

Self-piloting bit makes flush, trim and edge cuts

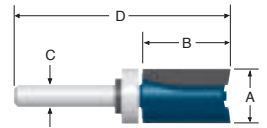


Item #	A. Overall Diameter	B. Cutting Edge Length	C. Shank Diameter	D. Overall Length	Quantity
85285	1/4"	1/4"	1/4"	1-1/2"	1
85285B100	1/4"	1/4"	1/4"	1-1/2"	100

Carbide-Tipped Top Bearing-Mounted Straight/Trim Bits

Micrograin bits with top-mounted ball bearing ride against templet for pattern routing.

- Replacement collar 3600231500
- Replacement set screw 3603401506

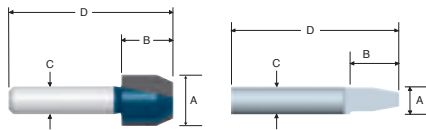


Item #	A. Overall Diameter	B. Cutting Edge Length	C. Shank Diameter	D. Overall Length
85680M	1/2"	1"	1/4"	2-1/2"
85672M	1/2"	1-1/4"	1/4"	2-3/4"
85681M	5/8"	1"	1/4"	2-1/2"
85682M	3/4"	1"	1/4"	2-1/2"
85671M	1-1/8"	1-1/2"	1/2"	3-1/2"

Combination-Flush and Bevel-Trimmer Bits

Micrograin bits combine bevel or flush-trim cuts in a single bit. Use with router guide assembly.


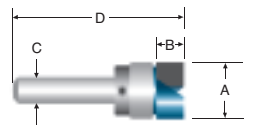
- 85288 is a solid carbide bit
- 85261M is a carbide tipped bit



Item #	A. Overall Dia.	B. Cutting Edge Length	C. Shank Dia.	D. Overall Length	Type of Cut
85261M	1/2"	1/2"	1/4"	1-3/4"	Flush or 22° bevel
85288	1/4"	3/8"	1/4"	1-1/2"	Flush or 10° bevel

Carbide-Tipped Top Bearing-Mounted Dado Clean Out Bit

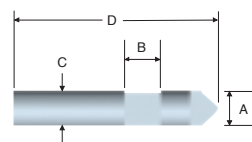
Short 1/4" cutting edge for dado clean out.



Item #	A. Overall Diameter	B. Cutting Edge Length	C. Shank Diameter	D. Overall Length
85674M	1/2"	1/4"	1/4"	1-5/8"

Solid Carbide Hole and Flush-Cut Trimmer Bit

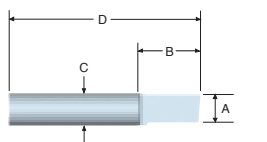
Bit drills through surface lamination into precut openings and trims edges flush in one operation.



Item #	A. Overall Diameter	B. Cutting Edge Length	C. Shank Diameter	D. Overall Length
85287	1/4"	1/4"	1/4"	1-1/2"

Solid Carbide Rip Bit and Slotter

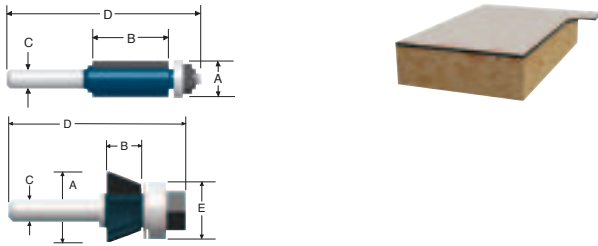
Used for slotting or ripping sheets of laminates, woods and paneling.



Item #	A. Overall Diameter	B. Cutting Edge Length	C. Shank Diameter	D. Overall Length
85280	1/4"	5/16"	1/4"	1-1/2"

Carbide-Tipped Double-Flute Flush and Bevel Laminate Trimming Bits

Micrograin bits ideal for fast, smooth, accurate trim cuts with a shielded, compact ball-bearing pilot.



Item #	A. Overall Diameter	B. Cutting Edge Length	C. Shank Diameter	D. Overall Length	Type of Cut
84501M	1/4"	1"	1/4"	2-1/2"	Flush
85269M	3/8"	1/2"	1/4"	2-1/8"	Flush
85268M	3/8"	1"	1/4"	2-5/8"	Flush
85437M	1/2"	3/8"	1/4"	2-5/64"	Flush or 22° bevel
85267M	1/2"	1/2"	1/4"	2-1/4"	Flush
85441M	1/2"	1"	1/2"	3-1/4"	Flush
85440M	1/2"	5/16"	1/4"	2"	15° bevel
85438M	1/2"	5/16"	1/4"	2"	25° bevel
85424M	11/16"	7/16"	1/4"	2-1/8"	22° bevel
85442M	1/2"	2"	1/2"	4-27/64"	Flush
85266M	1/2"	1"	1/4"	2-5/8"	Flush
84500M	3/4"	5/8"	1/2"	2-3/4"	Flush

Carbide-Tipped Double-Flute Laminate Trimmer Assemblies

Micrograin bits ideal for fast, accurate trim cuts.

► Shank replacement arbor 82808




Item #	A. Overall Diameter	B. Cutting Edge Length	C. Shank Diameter	D. Overall Length	E. Bearing Diameter	Angle
85431M	5/8"	3/8"	1/4"	1-15/16"	5/8"	10°
85430M	5/8"	3/8"	1/4"	1-15/16"	5/8"	Flush

Carbide-Tipped Triple-Flute Flush and Bevel Laminate Trimmer Assemblies

Micrograin bits for extra smooth production trimming. Assembly includes an arbor, replaceable three-wing cutter and ball bearing.

► Replacement arbor 82808



Item #	A. Overall Dia.	B. Cutting Edge Length	C. Shank Dia.	D. Overall Length	E. Bearing Dia.	Angle	Fits
85421M	5/8"	3/8"	1/4"	1-15/16"	5/8"	Flush	—
85422M	3/4"	3/8"	1/4"	1-15/16"	5/8"	9°	—
85420M	7/8"	3/8"	1/4"	1-15/16"	5/8"	22°	—
85423M	1"	1/4"	1/4"	1-15/16"	5/8"	45°	—
85509M*	5/8"	3/8"	1/4"	-	-	Flush	85421M
85516M*	3/4"	3/8"	1/4"	-	-	9°	85422M
85511M*	7/8"	3/8"	1/4"	-	-	22°	85420M
85512M*	1"	1/4"	1/4"	-	-	45°	85423M

*Replacement cutters

Carbide-Tipped Double-Flute Templet/Trimming Bit

Micrograin bit provides smooth cuts for laminate trimming, cutouts and pattern cutting. Comes with two ball bearings. Use two ball bearings to widen the bearing surface and reduce templet wear.

► Extra ball bearing 2610906500



Item #	A. Overall Diameter	B. Cutting Edge Length	C. Shank Diameter	D. Overall Length
85601M	1/2"	1-1/2"	1/2"	4-3/8"

Carbide-Tipped Four-Flute Flush and Bevel Laminate Trimmer Assemblies

Micrograin bits for ultra-smooth finish trimming. Ball bearing is equipped with a glue shield and individual assembly components are replaceable.



Item #	A. Overall Diameter	B. Cutting Edge Length	C. Shank Diameter	D. Overall Length	E. Bearing Diameter	F. Radius
85414M	7/8"	5/16"	1/4"	2-1/4"	7/8"	Flush
85415M	7/8"	5/16"	1/4"	2-1/4"	7/8"	15°
85417M*	7/8"	5/16"	5/16"	—	—	Flush

*Replacement cutters

Carbide-Tipped Triple-Flute Laminate Flush Trimming Bits

Micrograin bit provides chatter-free production trimming with an extra smooth, flush-trim cut. Compact ball-bearing assembly is equipped with a glue shield.

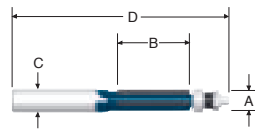


Item #	A. Overall Diameter	B. Cutting Edge Length	C. Shank Diameter	D. Overall Length	E. Bearing Diameter
85216M	1/2"	1"	1/4"	2-5/8"	1/2"
85439M	1/2"	1"	1/2"	3-1/4"	1/2"

Carbide-Tipped Triple-Flute Trimming Bit

Micrograin bit for laminate trimming and trim cuts on heavier work when cutting with a templet. Can be used with two ball bearings to widen the bearing surface and reduce templet wear.


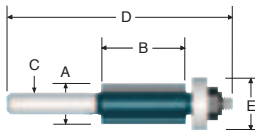
► Extra ball bearing 2610906500



Item #	A. Overall Diameter	B. Cutting Edge Length	C. Shank Diameter	D. Overall Length
85602M	1/2"	1-1/2"	1/2"	4-1/2"

Carbide-Tipped Overhang Cutoff Bits

Micrograin bits for rough sizing of plastic laminates, prior to gluing, without scribing or sawing. Bit leaves a slight overhang and is ideal for tops with irregular shapes.



Item #	A. Overall Dia.	B. Cutting Edge Length	C. Shank Dia.	D. Overall Length	E. Bearing Dia.	Overhang
85217M*	11/32"	1/2"	1/4"	2-19/64"	3/4"	3/16"
85210M**	1/2"	1"	1/4"	2-11/16"	5/8"	1/16"

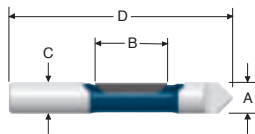
*Single flute **Double flute

Pilot Panel Bits with Drill-Through Point—Single Flute

For window and door cutouts in abrasive insulation materials, plywood and paneling.

► Drill-through pilot for guiding on templet or framing after panel has been mounted


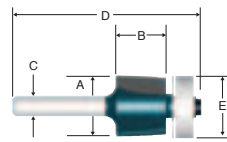
► The concave grind offers a faster cut over the straight grind pilot panel bits



Item #	A. Cut Diameter	B. Flute Length	C. Shank Diameter	D. Overall Length	Qty.
Carbide-Tipped—Straight Flute					
85244	1/4"	3/4"	1/4"	2-9/16"	1
85244B50	1/4"	3/4"	1/4"	2-9/16"	50
85245	3/8"	1"	3/8"	3"	1
85245B50	3/8"	1"	3/8"	3"	50
85246	1/2"	1-3/16"	1/2"	3-1/2"	1
85246B50	1/2"	1-3/16"	1/2"	3-1/2"	50
85407M	1/2"	2"	1/2"	4-3/4"	1
Carbide-Tipped—Concave Flute					
85244M	1/4"	3/4"	1/4"	2-1/2"	1
85245M	3/8"	1"	3/8"	3"	1
85245MB50	3/8"	1"	3/8"	3"	50
85246M	1/2"	1-3/16"	1/2"	3-5/8"	1
High-Speed Steel					
85146	1/4"	3/4"	1/4"	2-5/8"	1
85146B50	1/4"	3/4"	1/4"	2-5/8"	50
85147	3/8"	7/8"	3/8"	3"	1
85147B50	3/8"	7/8"	3/8"	3"	50
85188	1/2"	1-1/8"	1/2"	3-5/8"	1
85188B50	1/2"	1-1/8"	1/2"	3-5/8"	50

Carbide-Tipped Helical Laminate Trimming Bits

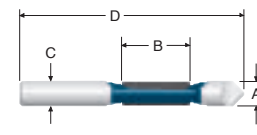
Provide extra smooth production trimming.



Item #	A. Overall Diameter	B. Cutting Edge Length	C. Shank Diameter	D. Overall Length	E. Bearing Diameter	Angle
85452M	3/4"	5/8"	1/4"	2-1/4"	3/4"	Flush
85459M	3/4"	3/8"	1/4"	2"	3/4"	15°

Pilot Panel Bits with Drill-Through Point—Two Flutes

Two flutes give smooth cuts and even feed rates without chatter.



Item #	A. Overall Diameter	B. Cutting Edge Length	C. Shank Diameter	D. Overall Length
85428M	3/8"	1"	3/8"	3"
85429M	1/2"	1-3/16"	1/2"	3-1/2"

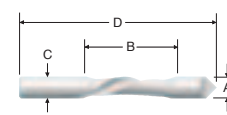
Pilot Panel Down Spiral

High-speed steel bit for cutting aluminum sheets, wall panels, plywood, chip boards, insulation sheeting and other synthetic boards.

► Pushes chips down while cutting to eliminate chip build-up and clogging

► Eliminates chipping and upward tearing of material

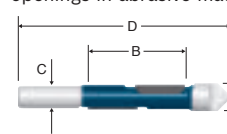
► Eliminates vibration and extends bit life



Item #	A. Cut Diameter	B. Flute Length	C. Shank Diameter	D. Overall Length
85183	1/4"	5/8"	1/4"	2-3/4"
85184	3/8"	3/4"	3/8"	3-1/8"
85185	1/2"	2-1/8"	1/2"	4-1/2"
85187	1/2"	1-1/4"	1/2"	3-13/16"

Staggertooth Pilot Panel Bit

Staggered flutes give excellent chip clearance and high feed rates. Used for production cutting of window, door, sink cutouts and other openings in abrasive materials.



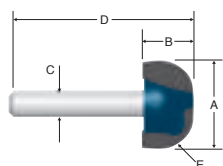
Item #	A. Cut Diameter	B. Flute Length	C. Shank Diameter	D. Overall Length
85408M	5/8"	2-1/4"	1/2"	4-3/4"

Surface Forming Router Bits



Carbide-Tipped Dish Carving Bits

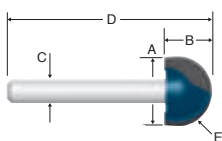
Micrograin bits used for removing large amounts of wood as in making trays, coasters, raised-letter signs, etc.



Item #	A. Overall Diameter	B. Cutting Edge Length	C. Shank Diameter	D. Overall Length	E. Radius
84310M	1-1/8"	5/8"	1/2"	2-5/8"	1/4"

Carbide-Tipped Core Box Bits


Micrograin bits for cutting rounded grooves used in a variety of applications including doors and columns.



Item #	A. Overall Diameter	B. Cutting Edge Length	C. Shank Diameter	D. Overall Length	E. Bearing Diameter
85444M	1/4"	1/4"	1/4"	1-5/8"	1/8"
85445M	3/8"	1/4"	1/4"	1-1/2"	3/16"
85446M	1/2"	3/8"	1/4"	1-1/2"	1/4"
85447M	5/8"	7/16"	1/4"	1-9/16"	5/16"
85448M	3/4"	7/16"	1/4"	1-9/16"	3/8"

Carbide-Tipped Core Box Bits—Two Flutes

Deeper cut round nose bits for cutting rounded grooves used in a variety of applications, including doors and columns.

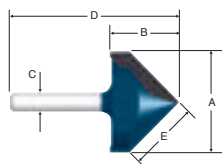


Item #	A. Overall Diameter	B. Cutting Edge Length	C. Shank Diameter	D. Overall Length	E. Radius
85449M	1/2"	1-1/4"	1/2"	2-3/4"	1/4"
85456M	5/8"	1-1/4"	1/2"	2-3/4"	5/16"
85450M	3/4"	1-1/4"	1/2"	2-3/4"	3/8"
85451M*	1"	1-1/4"	1/2"	2-3/4"	1/2"

* Control-cut bit

Carbide-Tipped V-Groove and Scoring Bits

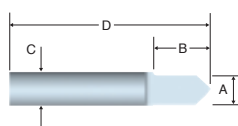
Micrograin bits ideal for door-front grooving, lettering and sign work. Features shear angle cutter geometry for smooth, efficient cutting.



Item #	A. Overall Diameter	B. Cutting Edge Length	C. Shank Diameter	D. Overall Length	E. Bevel
84300M	3/8"	7/16"	1/4"	1-5/8"	1/4" (45°)
84303M	5/8"	1/2"	1/2"	2"	5/16" (45°)
84306M	3/4"	5/8"	1/2"	2-1/8"	3/8" (45°)
85219M	9/16"	3/4"	1/4"	1-3/4"	3/8" (45°)
84309M	1"	5/8"	1/2"	2-1/4"	1/2" (45°)
85220M	1-1/4"	1"	1/4"	2-1/2"	7/8" (45°)

Solid Carbide V-Groove and Scoring Bit

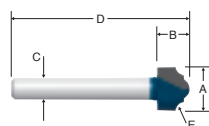
Excellent for door-front grooving and scoring panel design in wood. Produces simulated paneling for walls, doors and furniture.



Item #	A. Overall Diameter	B. Cutting Edge Length	C. Shank Diameter	D. Overall Length	Bevel
85284M	1/4"	3/4"	1/4"	1-1/2"	41°

Carbide-Tipped Classical Bits

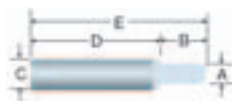
Micrograin bits are used for beautiful, decorative grooving, adding a quality accent to any project. Also recommended for edge forming with a router guide.



Item #	A. Overall Diameter	B. Cutting Edge Length	C. Shank Diameter	D. Overall Length	E. Bevel
85467M	1/2"	7/16"	1/4"	2"	3/32"
85468M	3/4"	1/2"	1/4"	2-1/16"	9/64"

Solid Carbide Veining Bits

Provincial design veining bits are intended for recessed design veining in fine cabinet surfaces and used extensively for door-front grooving.



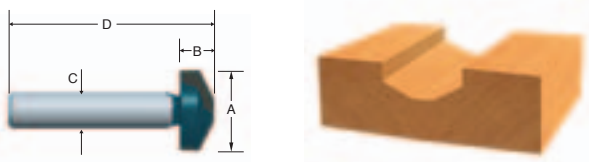
Item #	A. Overall Diameter	B. Cutting Edge Length	C. Shank Diameter	D. Overall Length	E. Radius
85283	1/4"	25/64"	1/4"	1-1/2"	1/8"

Cabinetry/Joinery Router Bits



Carbide-Tipped Raised-Panel Bit

Use a raised-panel bit for cutting wide, shallow grooves in one pass for a raised-panel effect.



Item #	A. Overall Diameter	B. Cutting Edge Length	C. Shank Diameter	D. Overall Length
85480M	1-1/8"	1/2"	1/2"	2-3/4"

Carbide-Tipped Bevel Vertical Panel-Raiser Bit

Micrograin control-cut bit for creating raised panel doors and drawer faces.

- ▶ Recommended for use with a router table
- ▶ Minimum recommended panel thickness is 3/4"



Item #	A. Overall Diameter	B. Cutting Edge Length	C. Shank Diameter	D. Overall Length	Angle
84520M	1-1/8"	1-5/8"	1/2"	3-1/8"	15°

Carbide-Tipped Ogee Vertical Panel-Raiser Bit

Micrograin bit used to create beautiful shadow lines for cabinet doors.

- ▶ Recommended for use with a router table. Minimum recommended panel thickness is 3/4"



Item #	A. Overall Diameter	B. Cutting Edge Length	C. Shank Diameter	D. Overall Length	E. Small Diameter
85712M	1-3/16"	1-5/8"	1/2"	3-1/8"	7/16"

Carbide-Tipped Raised-Panel Bit with Bearing

Micrograin control-cut bit used to create clean, simple lines to accentuate a surface.

- ▶ Recommended for use with a router table
- ▶ Minimum recommended panel thickness is 3/4"



Item #	A. Overall Diameter	B. Cutting Edge Length	C. Shank Diameter	D. Overall Length	E. Bearing Diameter	F. Angle
85583M	1-5/8"	1/2"	1/2"	2-3/8"	1/2"	25°

Carbide-Tipped Cove Vertical Panel-Raiser Bit

Micrograin bit with a long, swooping radius (1/4"-2-1/2") for creating beautiful panels.

- ▶ Recommended for use with a router table
- ▶ Minimum recommended panel thickness is 3/4"




Item #	A. Overall Diameter	B. Cutting Edge Length	C. Shank Diameter	D. Overall Length
85708M	1-1/8"	1-5/8"	1/2"	3-1/8"

Carbide-Tipped Raised-Panel Cutters

Micrograin bits produce raised-panel cuts along straight and curved panel edges.

- ▶ These bits are not for use in hand-held routers. Use with a router table only
- ▶ Minimum recommended panel thickness is 3/4"



Item #	A. Overall Dia.	B. Cutting Edge Length	C. Shank Dia.	D. Overall Length	E. Bearing Dia.	F. Angle	G. Cutting Width
85637M	2-3/4"	5/8"	1/2"	2-17/32"	1/2"	26°	1-1/8"
85639M	3-3/8"	1/2"	1/2"	2-13/16"	1/2"	15°	1-7/16"

Carbide-Tipped Doorlip Bit

Micrograin bit achieves a popular shaper-quality doorlip cut with a router.

- ▶ Recommended for use with a router table

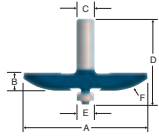


Item #	A. Overall Diameter	B. Cutting Edge Length	C. Shank Diameter	D. Overall Length	E. Angle	F. Radius
85603M	1-9/16"	1"	1/2"	3"	10°	3/8"

Carbide-Tipped Cove Raised-Panel Cutter

Micrograin control-cut bit used to create clean, simple lines to accentuate a surface.

- ▶ Recommended for use with a router table
- ▶ Minimum recommended panel thickness is 3/4"

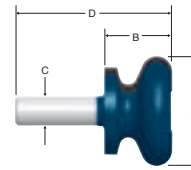


Item #	A. Overall Dia.	B. Cutting Edge Length	C. Shank Dia.	D. Overall Length	E. Bearing Dia.	F. Radius	Cutting Width
85641M	3-3/8"	1/2"	1/2"	2-7/8"	1/2"	1-9/16"	1-7/16"

Carbide-Tipped Finger Pull Bit

Micrograin control-cut bit creates easy-open door or drawer edges that eliminate metal pulls and enhance the hardwood effect.

- ▶ Recommended for use with a router table

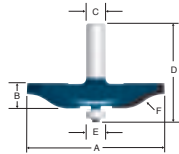


Item #	A. Overall Diameter	B. Cutting Edge Length	C. Shank Diameter	D. Overall Length
84540M	1-3/4"	13/16"	1/2"	2-5/16"

Carbide-Tipped Ogee Raised-Panel Cutters

Micrograin bits produce raised-panel cuts along straight- and curved-panel edges.

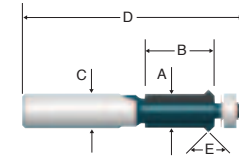
- ▶ These bits are not for use in hand-held routers. Use with a router table only
- ▶ Minimum recommended panel thickness is 3/4"



Item #	A. Overall Dia.	B. Cutting Edge Length	C. Shank Dia.	D. Overall Length	E. Bearing Dia.	F. Radius	Cutting Width
85638M	2-5/8"	5/8"	1/2"	2-1/2"	1/2"	3/4"	1-1/16"
85640M	3-3/8"	9/16"	1/2"	2-1/2"	1/2"	7/8"	1-7/16"

Carbide-Tipped Face Frame/Flush Trim, V-Groove Bits

Micrograin bits used to flush-face frame to cabinet side while at the same time cutting a V-groove down cabinet joint. Also used for creating a decorative V-groove cut.

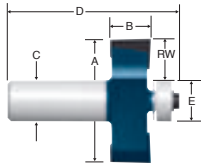


Item #	A. Overall Diameter	B. Cutting Edge Length	C. Shank Diameter	D. Overall Length	E. Angle	Bearing Diameter
85646M	5/8"	1"	1/4"	2-1/2"	90°	1/2"
85647M	5/8"	1"	1/2"	3"	90°	1/2"

Carbide-Tipped Rabbeting Bits

Micrograin control-cut bits for making rabbeting cuts without the use of a router guide.

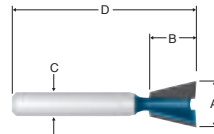
- ▶ To increase the width of rabbet by 1/16" for 85218M and 85590M, purchase 3/8" diameter bearing 3600900501 and dust shield 3600120507



Item #	RW Rabbet Width	A. Overall Dia.	B. Cutting Edge Length	C. Shank Dia.	D. Overall Length	E. Bearing Dia.
85218M	3/8"	1-1/4"	1/2"	1/4"	2"	1/2"
85590M	3/8"	1-1/4"	1/2"	1/2"	2-3/8"	1/2"
85614M	1/2"	1-3/8"	1/2"	1/4"	2"	1/2"
85615M	1/2"	1-3/8"	1/2"	1/2"	2-3/8"	1/2"

Carbide-Tipped Dovetail Bits

Micrograin bits for making dovetail joints.


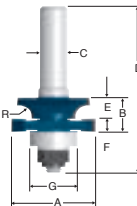


Item #	A. Overall Diameter	B. Cutting Edge Length	C. Shank Diameter	D. Overall Length	Degree
84706M	3/8"	3/8"	1/2"	2"	9°
84702M	3/8"	3/8"	3/8"	2"	9°
84703M	1/2"	1/2"	1/4"	2"	14°
84709M	1/2"	1/2"	1/2"	2-5/16"	14°
85240M	17/32"	1/2"	1/4"	1-7/8"	15°
84710M	3/4"	3/4"	1/2"	3"	14°
84705M	1"	1"	1/2"	2-3/4"	14°

Carbide-Tipped Beading Stile and Rail Bits

Micrograin bits with shear-angle geometry, super-sharp cutting edges and close-tolerance manufacturing to ensure consistently smooth, tight-fitting joints.

- ▶ Recommended for use with a router table. Designed for 3/4" wood with a maximum wood thickness of 7/8"
- ▶ 85621M is a control-cut bit

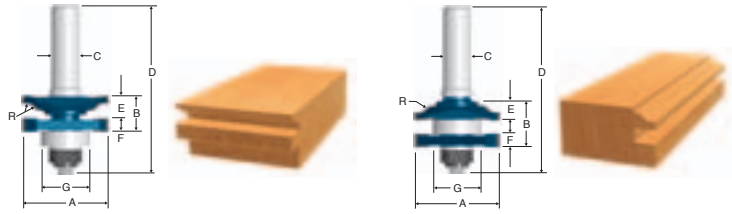


Item #	A. Overall Diameter	B. Cutting Edge Length	C. Shank Diameter	D. Overall Length	E. Decorative Cut Depth	F. Kerf	G. Bearing Diameter	R. Radius
85621M	1-5/8"	5/8"	1/2"	3"	5/8"	1/4"	7/8"(22 mm)	7/32"
85622M	1-5/8"	57/64"	1/2"	3"	1-5/8"	1/4"	7/8"(22 mm)	1/2"
85620M	Beading stile and rail set includes 85621M and 85622M assemblies							

Carbide-Tipped Ogee Stile and Rail Bits

Micrograin bits with shear-angle geometry, super-sharp cutting edges and close-tolerance manufacturing to ensure consistently smooth, tight-fitting joints.

- ▶ These bits are not for use in hand-held routers. Use with a router table only. Designed for 3/4" wood with a maximum wood thickness of 7/8"
- ▶ Both 85626M and 85627M assemblies are reversible. Either can be used to make both stile and rail cuts by order on the arbor. This requires one workpiece to be cut face up and the other workpiece face down

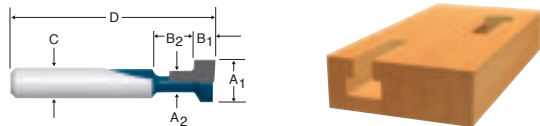


Item #	A. Overall Diameter	B. Cutting Edge Length	C. Shank Diameter	D. Overall Length	E. Decorative Cut Depth	F. Kerf	G. Bearing Diameter	R. Radius
85626M	1-5/8"	43/64"	1/2"	3"	13/32"	3"	7/8" (22mm)	1/2"
85627M	1-5/8"	51/64"	1/2"	3"	17/64"	3"	7/8" (22mm)	1/2"
85625M	Ogee stile and rail set includes 85626M and 85627M assemblies							

Carbide-Tipped Keyhole Bits

For plunge and slots cuts. Route mounting slots in picture frames and plaques.

- ▶ 85608M is a carbide tipped bit
- ▶ 85078 is a high-speed steel bit

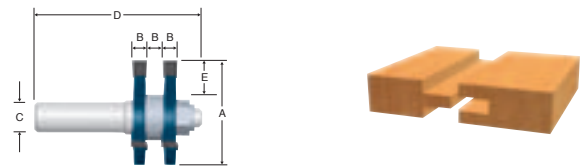


Item #	A1. Large Diameter	A2. Small Diameter	B. Cutting Edge	C. Shank Diameter	D. Overall Length
85078	3/8"	3/16"	3/16"	1/4"	1-7/8"
85608M	3/8"	3/16"	3/8"	1/4"	1-1/2"

Carbide-Tipped Tongue and Groove Bits

Micrograin bits designed to cut tongue and grooves on 1/2" through 3/4" thick material. To cut the tongue, use the complete assembly; to cut the groove, remove one slotting cutter.

- ▶ Recommended for use with a router table
- ▶ For 1/4" replacement arbor assembly use 84626
- ▶ 84623M replacement cutter is 85610M; arbor is 84626
- ▶ 84624M replacement cutter is 85610M

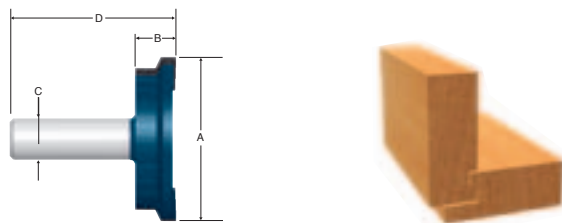


Item #	A. Overall Diameter	B. Cutting Edge Length	C. Shank Diameter	D. Overall Length	E. Decorative Cut Depth
84623M	1-7/8"	1/4"	1/4"	2-1/2"	1/2"
84624M	1-7/8"	1/4"	1/2"	2-1/2"	1/2"

Carbide-Tipped Drawer Lock Joint Bit

Micrograin control-cut bit for constructing durable drawer joints.

- ▶ Recommended for use with a router table



Item #	A. Overall Diameter	B. Cutting Edge Length	C. Shank Diameter	D. Overall Length
84512M	1"	1/2"	1/2"	1-5/16"

Carbide-Tipped Wedge Groove Bit

Micrograin control-cut bit for making groove-style wedge cuts.

- ▶ Recommended for use with a router table



Item #	A. Overall Diameter	B. Cutting Edge Length	C. Shank Diameter	D. Overall Length
84510M	1-1/4"	1-1/4"	1/2"	2-3/4"

Carbide-Tipped Wedge Tongue Bit

Micrograin control-cut bit for making tongue style wedge cuts.

- ▶ Recommended for use with a router table

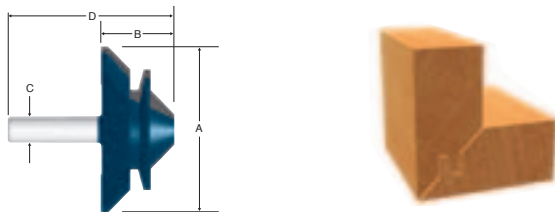


Item #	A. Overall Diameter	B. Cutting Edge Length	C. Shank Diameter	D. Overall Length
84509M	1-1/4"	1-1/4"	1/2"	2-3/4"

Carbide-Tipped Lock Miter Bit

Micrograin control-cut bit for making right angle joints and glue joints.

► Recommended for use with a router table



Item #	A. Overall Diameter	B. Cutting Edge Length	C. Shank Diameter	D. Overall Length
84508M	2-11/16"	1-3/16"	1/2"	2-5/8"

Carbide-Tipped Reversible Glue-Joint Bit

Micrograin control-cut bit used for making glue-ups and strong joints in door panels, tabletops and more.

► Recommended for use with a router table



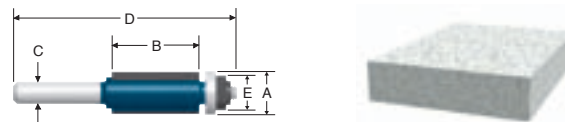
Item #	A. Overall Diameter	B. Cutting Edge Length	C. Shank Diameter	D. Overall Length
84505M	1-7/8"	1-3/32"	1/2"	2-5/8"

Solid Surface Router Bits



Bowl- and Sink-Trim Bits

For sink cutouts. 85702M creates rough cutout with 1/16" margin. 85701M creates flush finished cut.



Item #	A. Overall Dia.	B. Cutting Edge Length	C. Shank Dia.	D. Overall Length	E. Small Dia.
85701M	3/4"	1"	1/2"	3-1/2"	0°-flush trim
85702M	3/4"	1"	1/2"	3-1/4"	10°-1/16" overhang

Carbide-Tipped Under Round Bits

Micrograin bits used for cutting bottom half of bullnose on 1" or 1-1/2" material without turning the material over.



Item #	A. Overall Diameter	B. Cutting Edge Length	C. Shank Diameter	D. Overall Length	Cutting Radius
85692M	2-1/8"	3/4"	1/2"	2-7/8"	1/2"
85693M	2-5/8"	1"	1/2"	3"	3/4"

Carbide-Tipped A-Line Edge Aligning Bit

Micrograin bit designed to precisely join all solid surfacing materials, hardwoods and other dense materials. Mating edges are aligned at the precise level without changing the router bit or router base. Unique trapezoidal design increases surface area for a stronger glue joint.


► Requires A-line sub-base 3601039504



Item #	A. Overall Diameter	B. Cutting Edge Length	C. Shank Diameter	D. Overall Length
85649M	7/8"	1-7/8"	1/2"	2-33/64"

Carbide-Tipped No-Drip Bit

Micrograin bit used to cut a no-drip edge where countertop and face material meet.



Item #	A. Overall Diameter	B. Cutting Edge Length	C. Shank Diameter	D. Overall Length
85694M	1"	1/2"	1/2"	2-1/8"

Carbide-Tipped Bevel-Bowl Bit

Micrograin bit for use when fabricating solid under-mount bowls.

► Replacement ball bearing 3600200514




Item #	A. Overall Diameter	B. Cutting Edge Length	C. Shank Diameter	D. Overall Length	E. Bearing Diameter	F. Cutting Width
85659M	1-1/4"	15/16"	1/2"	3"	3/4"	10°

Slotting/Arbor Cutters



Arbors for Slotting Cutters

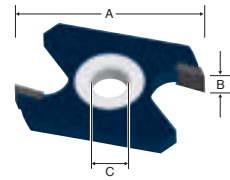
For use with two-wing and three-wing slotting cutters.



Item #	Arbor Dia.	Bearing Dia.	Length	Shank Dia.	For Use With	Used on Part No.
82811	5/16"	7/8"	3"	1/2"	Three-wing slotting cutters	All
92813C	5/16"	—	2"	1/4"	Three-wing slotting cutters	All
82808	1/4"	5/8"	1-29/32"	1/4"	Two-wing slotting cutters	85505M, 85506M, 85507M, 85508M
82810	5/16"	7/8"	2-5/8"	1/4"	Two-wing slotting cutters	85517M, 85520M, 92837

Two-Wing Slotting Cutters

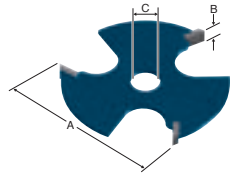
Micrograin control-cut bits used for making slots for T-molding and weather stripping.



Item #	A. Overall Diameter	B. Cutting Edge Length	C. Shank Diameter	Depth of Cut
85505M	1-3/16"	1/4"	1/4"	9/32"

Three-Wing Slotting Cutters

Micrograin bits used for making slots for T-molding and weather stripping.



Item #	A. Overall Diameter	B. Cutting Edge Length	C. Shank Diameter	Depth of Cut
85526M	1-7/8"	1/16"	5/16" (bore)	1/2"
85527M	1-7/8"	5/64"	5/16" (bore)	1/2"
85528M	1-7/8"	3/32"	5/16" (bore)	1/2"
85529M	1-7/8"	1/8"	5/16" (bore)	1/2"
85530M*	1-7/8"	5/32"	5/16" (bore)	1/2"
85609M	1-7/8"	3/16"	5/16" (bore)	1/2"
85610M	1-7/8"	1/4"	5/16" (bore)	1/2"

*85530M is used for biscuit joint cutting

Router Bit Components



Non-Marring Bearing Set

Item #	# of Pieces	Includes
NMB300	3	(1) NMB004, (1) NMB005, (1) NMB006

Bearing Enlarger Set

Item #	# of Pieces	Includes
BE400	4	(1) BE006, (1) BE007, (1) BE008, (1) BE009

Non-Marring Bearings


Non-marring, high-precision bearings are specially engineered and fitted with sleeves to prevent scratching on all surfaces. Use with piloted router bits including laminate trim and edge-forming bits.



Item #	Inside Diameter	Outside Diameter
NMB004	3/16"	1/2"
NMB005	1/4"	5/8"
NMB006	1/4"	3/4"

Bearing Enlargers

Use Bosch bearing enlargers for changing profiles, widths and rabbeting depths of ball bearing-piloted router bits with 3/16" O.D. pilots.



Item #	Inside Diameter	Outside Diameter
BE006	3/16"	3/4"
BE007	3/16"	7/8"
BE008	3/16"	1"
BE009	3/16"	1-1/8"

Stationary Band Saw Blades

- ▶ Premium materials resist heat buildup for long life
- ▶ Optimized tooth geometry for best performance
- ▶ Lengths fit most common band saw sizes



Item #	Application	TPI	Material	Length	Width	Thickness
BS5618-15S	Scroll	15	Wood	56-1/8"	1/8"	.012"
BS5618-6W	General purpose	6	Wood	56-1/8"	1/4"	.012"
BS5678-6W	General purpose	6	Wood	56-7/8"	1/4"	.012"
BS5912-15W	Scroll	15	Wood	59-1/2"	1/8"	.012"
BS5912-6W	General purpose	6	Wood	59-1/2"	1/4"	.012"
BS5912-6H	Heavy duty	6	Wood	59-1/2"	3/8"	.012"
BS5912-18M	Metal	18	Metal	59-1/2"	3/8"	.014"
BS6412-24M	Metal	24	Metal	64-1/2"	1/2"	.020"
BS72716-15S	Scroll	15	Wood	72-7/16"	1/8"	.012"
BS72716-6W	General purpose	6	Wood	72-7/16"	1/4"	.020"
BS80-15S	Scroll	15	Wood	80"	1/8"	.018"
BS80-6W	General purpose	6	Wood	80"	1/4"	.020"
BS80-6H	Heavy duty	6	Wood	80"	1/2"	.020"
BS82-6W	General purpose	6	Wood	82"	1/4"	.020"
BS9312-15S	Scroll	15	Wood	93-1/2"	1/8"	.018"
BS9312-6W	General purpose	6	Wood	93-1/2"	1/4"	.020"
BS9312-18M	Metal	18	Metal	93-1/2"	3/8"	.025"
BS9312-4F	Fast	4 skip	Wood	93-1/2"	1/2"	.020"

7

Wood and Metal Cutting Band Saw Blades

Portable Band Saw Blades

- ▶ Bi-metal construction for long life



Item #	Qty.	Application	TPI	Material	Length	Width	Thickness	Bulk Item #	Bulk Qty.
PTB4410	3	Heavy duty	10	Metal/wood/plastic	44-7/8"	1/2"	.02"	—	—
PTB4414	3	General purpose, fast	14	Metal/wood/plastic	44-7/8"	1/2"	.02"	—	—
PTB4418	3	General purpose	18	Metal/wood/plastic	44-7/8"	1/2"	.02"	—	—
PTB4424	3	Fine	24	Metal/wood/plastic	44-7/8"	1/2"	.02"	—	—
CBS2810*	3	Heavy duty	10	Metal/wood/plastic	28-7/8"	1/2"	.02"	CBS2810B	100
CBS2814*	3	General purpose, fast	14	Metal/wood/plastic	28-7/8"	1/2"	.02"	CBS2814B	100
CBS2818*	3	General purpose	18	Metal/wood/plastic	28-7/8"	1/2"	.02"	CBS2818B	100
CBS2824*	3	Fine	24	Metal/wood/plastic	28-7/8"	1/2"	.02"	CBS2824B	100

*Fits Bosch BSH180 portable band saw



Sanders and Planers

Random Orbit Sanders/Polishers



Pad Dampening System

- ▶ Helps prevent swirl marks

Multiple Ergonomic Soft-Grip Positions

- ▶ Reduces hand fatigue

Variable-Speed Dial

- ▶ Allows matching of speed and power to workpiece and task for best performance



High-Performance Soft Microcellular Hook-and-Loop Backing Pad

- ▶ Conforms to many contours

Accepts Two Pad Sizes

- ▶ 6" backing pads (6-hole)
- ▶ 5" backing pads (8-hole)

Two Dust Collection Systems

- ▶ Microfilter dust canister with integrated paper filter and screw-off cap
- ▶ Vacuum hose connection with airflow control

Out-of-the-Box Connectivity to Most Vacuum Hoses

- ▶ Bosch 1-1/4" and 1-1/2" hoses



Vibration Control

Exclusive Bosch suspension system, using eight heavy-duty foam blocks, minimizes vibration for superior handling and maximum comfort

American Woodworkers
Editor's Picks 2011



ROS65VC-5 Random Orbit Sander/Polisher**NEW**

- ▶ Vibration Control—Exclusive Bosch suspension system minimizes vibration for superior handling and maximum comfort
- ▶ 3.3 Amp Rating—Among the highest in its class
- ▶ Two Dust Collection Systems—Microfilter dust canister with integrated paper filter and screw-off cap, or vacuum hose connection with airflow control
- ▶ Accepts 5" or 6" sanding pads

Optional dust collection attachments available on pages 258 and 274.

Specifications	
Rating	120V
Amperage	3.3
No Load OPM	5,500–12,000
Eccentric Offset	5/64" (2mm)
Disc Size	5"
Length	16-1/8"
Width	5"
Height	6.9"
Weight	5.3 lbs.

Includes:

Tubular Dust Canister **2605411234**
 Vacuum Hose Adapter **VAC024**
 Soft 5" Pad **RS038**
 5" Sanding Disc
 Pad Wrench **1907950006**
 Removable Front Handle **2602026175**

ROS65VC-6 Random Orbit Sander/Polisher**NEW**

Same features as ROS65VC-5 above.

Optional dust collection attachments available on pages 258 and 274.

Specifications	
Rating	120V
Amperage	3.3
No Load OPM	5,500–12,000
Eccentric Offset	5/64" (2mm)
Disc Size	6"
Length	14-1/4"
Width	6"
Height	6.9"
Weight	5.3 lbs.

Includes:

Tubular Dust Canister **2605411234**
 Vacuum Hose Adapter **VAC024**
 Soft 6" Pad **RS6045**
 6" Sanding Disc
 Pad Wrench **1907950006**
 Removable Front Handle **2602026175**

ROS65VCL Random Orbit Sander/Polisher with L-Boxx®**NEW****L-BOXX®**

Same features as ROS65VC-5 above.

Optional dust collection attachments available on pages 258 and 274.

Information about L-Boxx® is available on page 322.

Same specifications as ROS65VC-6 above.

Includes:

Tubular Dust Canister **2605411234**
 Vacuum Hose Adapter **VAC024**
 Soft 5" Pad **RS6045**
 Soft 6" Pad **RS038**
 5" and 6" Sanding Discs
 Pad Wrench **1907950006**
 Removable Front Handle **2602026175**
 Carrying Case **L-BOXX-3**
 L-Boxx® Insert **6035850526**



ROS10 5" Single-Speed Palm Random Orbit Sander/Polisher



- ▶ Multipurpose sander with pad that both orbits and rotates, delivering a well-blended, ultra-smooth surface finish with fast removal rate
- ▶ Comfortable Soft-Grip Top and Body—Multiple grip positions to prevent hand fatigue
- ▶ Integral Pad Dampening System—Helps prevent swirl marks
- ▶ Bosch Microfilter Dust Canister with Integrated Paper Filter—Optimal system for filtering fine dust

Optional dust collection attachments available on pages 258 and 274.

Specifications	
Rating	120V
Amperage	2.5
No Load OPM	12,000
Eccentric Offset	3/64" (1.25mm)
Disc Size	5" (125mm)
Length	9"
Width	5"
Height	6"
Weight	3.5 lbs.

Includes:

Soft Backing Pad **RS034**
 Microfilter Dust Canister **2609199179**
 Vacuum Hose Adapter for 1-1/4", 1-1/2"
 and Bosch Vacuum Hoses **VAC002**
 Sanding Disc

ROS20VSK 5" Variable-Speed Palm Random Orbit Sander/Polisher Kit



Same features as ROS10 above.

- ▶ Variable-Speed Dial—Allows match of speed to workpiece and task

Optional dust collection attachments available on pages 258 and 274.

Specifications	
Rating	120V
Amperage	2.5
No Load OPM	7,500–12,000
Eccentric Offset	3/64" (1.25mm)
Disc Size	5" (125mm)
Length	9"
Width	5"
Height	6"
Weight	3.5 lbs.

Includes:

Soft Backing Pad **RS034**
 Microfilter Dust Canister **2609199179**
 Vacuum Hose Adapter for 1-1/4", 1-1/2"
 and Bosch Vacuum Hoses **VAC002**
 Sanding Disc
 Carrying Case



ROS20VS

Woodworker's Journal



3725DEVS 5" Random Orbit Sander/Polisher



- ▶ Enhanced Random Orbit Sanding Action—Eccentric orbit plus free rotation for fast, swirl-free fine finishing or for aggressive stock removal
- ▶ Integral Pad Dampening System—Helps prevent swirl marks
- ▶ Rugged Die-Cast Aluminum Gear Housing with Dual-Bearing Pad Mount—Long-life design eliminates wobble and vibration
- ▶ Bosch Microfilter Dust Canister with Integrated Paper Filter—Optimal system for filtering fine dust

Optional dust collection attachments available on pages 258 and 274.

Specifications	
Rating	120V
Amperage	3.3
No Load OPM	4,500–12,000
Eccentric Offset	3/32" (2.5mm)
Disc Size	5" (125mm)
Length	12"
Width	5"
Height	5.25"
Weight	5.1 lbs.

Includes:

5mm Hex Pad Wrench **1907950006**
Soft Backing Pad **RS031**
Microfilter Dust Canister **RS026**
Sanding Disc
Removable Front Handle **2602026069**

3727DEVS 6" Random Orbit Sander/Polisher



Same features as 3725DEVS above.

Optional dust collection attachments available on pages 258 and 274.

Specifications	
Rating	120V
Amperage	3.3
No Load OPM	4,500–12,000
Eccentric Offset	5/64" (2.0mm)
Disc Size	6" (150mm)
Length	12"
Width	6"
Height	5.25"
Weight	5.2 lbs.

Includes:

5mm Hex Pad Wrench **1907950006**
Soft Backing Pad **RS6045**
Microfilter Dust Canister **RS026**
Sanding Disc
Removable Front Handle **2602026069**

1250DEVS 6" Dual-Mode Random Orbit Sander/Polisher



- ▶ Multipurpose Sander with Two Sanding Modes: Random-orbit mode for normal stock removal or fine finishing and "turbo" eccentric-orbit mode for aggressive stock removal at five times random orbit sander removal rate
- ▶ Integral Pad Dampening System—Helps prevent swirl marks
- ▶ Rugged Die-Cast Aluminum Gear Housing with Dual-Bearing Pad Mount—Long-life design eliminates wobble and vibration
- ▶ Built-In Dust Port—Passive dust collection system. Vacuum cleaner and hose required. Accepts Bosch VAC025, VAC009 and VAC010 vacuum hoses or VAC002 hose adapter

Optional dust collection attachments available on page 274.

Specifications	
Rating	120V
Amperage	6.5
No Load OPM	3,100–6,650
No Load RPM (in Turbo Mode)	270–600
Eccentric Offset	3/32" (2.5mm)
Disc Size	6" (150mm)
Sanding Plate Size	6"
Orbit Diameter	3/16"
Length	12"
Width	6"
Height	6"
Weight	5.3 lbs.

Includes:

Dust Tube **2601328072**
Soft Backing Pad **RS6045**
5mm Hex Pad Wrench **1907950006**
Ambidextrous Auxiliary Handle **2602025067**
Sanding Disc
Vacuum Hose Adapter **VAC002**



Random Orbit Sander/Polisher Dust Collection Attachments

Microfilter Dust Canisters

- ▶ The optimal on-tool system for collecting fine dust
- ▶ Integrated paper filter traps particles as small as a 1/2 micron in diameter
- ▶ Easy to empty and clean



2609199179



2605411234

Item #	Description
2609199179	Fits models ROS20VS and ROS10
2605411234	Fits models ROS65VC-5, ROS65VC-6, ROS65VCL
RS026	Fits models 3107DVS, 3725DVS, 3727DVS, 3725DEVS, 3727DEVS


Hose Adapter

- ▶ Use with vacuum hose VAC001, VAC005, VAC006, VAC007, VAC008, VAC009, VAC010, VAC021, VAC025 or vacuum hose adapter VAC002 or VAC024



Item #	Description
RS006	Fits models 1295D, 1295DH, 1295DP, 1295DVS, 3107DVS, 3725DVS, 3727DVS, 3725DEVS, 3727DEVS

Sanding Discs and Accessories



Sanding Color Coding Guide



Premium Resin-Bonded Aluminum Oxide

- ▶ Long-lasting performance
- ▶ Best for sanding wood, wood composites and other materials



Stearate Coating Over Double Resin-Bonded Aluminum Oxide

- ▶ Resists clogging for fast/efficient sanding
- ▶ Best for sanding painted, finished or soft surfaces

Grit Guide

Grit	Description
40	Heavy sanding and stripping
60, 80	Moderate sanding and smoothing
100, 120	Light sanding and cleaning
180	Fine sanding/before first coat
240	Very fine sanding/before finish coat
320	Sanding between finish coats

Sanding Discs for Paint



Ideal for paint and finish removal or sanding softer materials. Features aluminum oxide with special non-stick coating designed to eliminate the dust that often clogs other sandpapers rendering them ineffective. Lasts up to four times longer than standard sandpaper.

- ▶ Superior performance and long life
- ▶ Cleanly pre-punched with six or eight holes for uniform dust extraction through the pad without creating unwanted swirl marks or scratches on the work surface
- ▶ Available in 5" or 6" discs with hook-and-loop backing

Item #	Description	Dia.	Grit	Quantity
SR5W000	Hook and loop, 8 holes	5"	60-120-240	6
SR5W040	Hook and loop, 8 holes	5"	40	5
SR5W042	Hook and loop, 8 holes	5"	40	25
SR5W060	Hook and loop, 8 holes	5"	60	5
SR5W062	Hook and loop, 8 holes	5"	60	25
SR5W065	Hook and loop, 8 holes	5"	60	50
SR5W080	Hook and loop, 8 holes	5"	80	5
SR5W082	Hook and loop, 8 holes	5"	80	25
SR5W085	Hook and loop, 8 holes	5"	80	50
SR5W120	Hook and loop, 8 holes	5"	120	5
SR5W122	Hook and loop, 8 holes	5"	120	25
SR5W125	Hook and loop, 8 holes	5"	120	50
SR5W180	Hook and loop, 8 holes	5"	180	5
SR5W240	Hook and loop, 8 holes	5"	240	5
SR5W242	Hook and loop, 8 holes	5"	240	25
SR5W245	Hook and loop, 8 holes	5"	240	50
SR6W000	Hook and loop, 6 holes	6"	60-120-240	6
SR6W040	Hook and loop, 6 holes	6"	40	5
SR6W060	Hook and loop, 6 holes	6"	60	5
SR6W062	Hook and loop, 6 holes	6"	60	25
SR6W080	Hook and loop, 6 holes	6"	80	5
SR6W120	Hook and loop, 6 holes	6"	120	5
SR6W180	Hook and loop, 6 holes	6"	180	5

PSA (Self-Adhesive) Sanding Discs



Item #	Description	Dia.	Grit	Quantity
RSP060	PSA general-purpose sanding disc, 8 holes	5"	60	25
RSP080	PSA general-purpose sanding disc, 8 holes	5"	80	25
RSP120	PSA general-purpose sanding disc, 8 holes	5"	120	25
RSP240	PSA general-purpose sanding disc, 8 holes	5"	240	25

Sanding Discs for Wood



Perfect for multipurpose sanding projects and hardwoods such as oak and maple or building boards like plywood. Industrial strength, this paper provides users with the highest-quality aluminum oxide grit and resin-bonding agent.

- ▶ Superior performance and long life
- ▶ Bosch sanding discs are cleanly pre-punched with six or eight holes for uniform dust extraction through the pad without creating unwanted swirl marks or scratches on the work surface
- ▶ Available in 5" or 6" discs with hook-and-loop backing


Item #	Description	Dia.	Grit	Quantity
SR5R000	Hook and loop, 8 holes	5"	60-120-240	6
SR5R040	Hook and loop, 8 holes	5"	40	5
SR5R042	Hook and loop, 8 holes	5"	40	25
SR5R045	Hook and loop, 8 holes	5"	40	50
SR5R060	Hook and loop, 8 holes	5"	60	5
SR5R062	Hook and loop, 8 holes	5"	60	25
SR5R065	Hook and loop, 8 holes	5"	60	50
SR5R080	Hook and loop, 8 holes	5"	80	5
SR5R082	Hook and loop, 8 holes	5"	80	25
SR5R085	Hook and loop, 8 holes	5"	80	50
SR5R105	Hook and loop, 8 holes	5"	100	50
SR5R120	Hook and loop, 8 holes	5"	120	5
SR5R122	Hook and loop, 8 holes	5"	120	25
SR5R125	Hook and loop, 8 holes	5"	120	50
SR5R180	Hook and loop, 8 holes	5"	180	5
SR5R182	Hook and loop, 8 holes	5"	180	25
SR5R185	Hook and loop, 8 holes	5"	180	50
SR5R240	Hook and loop, 8 holes	5"	240	5
SR5R242	Hook and loop, 8 holes	5"	240	25
SR5R245	Hook and loop, 8 holes	5"	240	50
SR5R320	Hook and loop, 8 holes	5"	320	5
SR5R322	Hook and loop, 8 holes	5"	320	25
SR5R325	Hook and loop, 8 holes	5"	320	50
SR6R000	Hook and loop, 6 holes	6"	60-120-240	6
SR6R040	Hook and loop, 6 holes	6"	40	5
SR6R042	Hook and loop, 6 holes	6"	40	25
SR6R060	Hook and loop, 6 holes	6"	60	5
SR6R062	Hook and loop, 6 holes	6"	60	25
SR6R080	Hook and loop, 6 holes	6"	80	5
SR6R082	Hook and loop, 6 holes	6"	80	25
SR6R102	Hook and loop, 6 holes	6"	100	25
SR6R120	Hook and loop, 6 holes	6"	120	5
SR6R122	Hook and loop, 6 holes	6"	120	25
SR6R180	Hook and loop, 6 holes	6"	180	5
SR6R182	Hook and loop, 6 holes	6"	180	25
SR6R240	Hook and loop, 6 holes	6"	240	5
SR6R242	Hook and loop, 6 holes	6"	240	25
SR6R320	Hook and loop, 6 holes	6"	320	5
SR6R322	Hook and loop, 6 holes	6"	320	25

Backing Pad Guide

Firmness	Application
Extra Soft	Ideal for curved or contoured surfaces
Soft	Ideal for general-purpose sanding and polishing
Hard	Ideal for flat surfaces and fast removal

Backing Pads

For use with abrasive discs and polishing bonnets on random orbit sanders. The flexible rubber pad allows flat or contour sanding without gouging.



5", eight-hole pads for models ROS10 and ROS20VS

Item #	Description
RS033	Extra soft, hook and loop
RS034	Soft, hook and loop
RS035	Hard, hook and loop
RS036	Soft, PSA (self-adhesive) sanding disc

5", eight-hole pads for models 1295DP, 1295D, 1295DH, 1295DVS, 3107DVS, 3725DVS and 3725DEVS

Item #	Description
RS030	Extra soft, hook and loop
RS031	Soft, hook and loop
RS032	Hard, hook and loop
RSP019	Medium, PSA (self-adhesive) sanding disc

5", eight-hole pad for model ROS65VC

Item #	Description
RS038	Soft, hook and loop

6", six-hole pads for models 1250DEVS, 3727DEVS and ROS65VC

Item #	Description
RS6044	Extra soft, hook and loop
RS6045	Soft, hook and loop
RS6046	Hard, hook and loop
2600099005	6" PSA (self-adhesive) disc adapter (2 pc)

6", six-hole pads for model 1370DEVS

Item #	Description
RS6034	Medium, hook and loop



Polishing Bonnets and Discs

Polishing and buffing accessories, including bonnets, buffing pads and applicator pads are available in a variety of sizes, pile heights and materials for professional use.



RS013

RS014

Item #	Description	Diameter	Quantity
RS013	Sponge applicator pad	5"	1
RS014	Buffing pad	5"	1
RS6030	Sponge applicator pad	6"	1
RS6031	Hard felt polishing disc for flat surfaces	6"	2
RS6032	Soft felt polishing disc for contoured surfaces	6"	2

Corner/Detail Orbital Sander



1294VSK Corner/Detail Orbital Sander Kit



- ▶ Uniform sanding in corners and tight spaces
- ▶ True orbital finishing sander motion, superior to arcing or pivoting motion
- ▶ Three-Position Pad—Extends paper and pad life
- ▶ Built-In Dust Port—Passive dust collection system. Vacuum cleaner and hose required. Accepts Bosch VAC001, VAC009, VAC010 or VAC025 vacuum hoses or VAC002 or VAC024 hose adapter

Optional dust collection attachments available on page 274.

Specifications	
Rating	120V
Amperage	2.3
No Load OPM	13,000–19,000
Sanding Plate Size	3-3/4"
Orbit Diameter	3/32"
Length	11"
Width	3-7/8"
Height	4-3/8"
Weight	2.4 lbs.

Includes:

(20) Sanding Sheets
 Extension Plate **2608000200**
 Narrow Extension (Flat) **2608000199**
 Narrow Extension (Oval) **2608000198**
 Regular Plate **2608000174**
 Vacuum Hose Adapter **VAC002**



Detail Sanding Sheets and Pad for Corner/Detail Sanders and Oscillating Multi-Tools

Detail Sanding Sheets for Paint



Ideal for paint and finish removal or sanding softer materials. Features a special non-stick coating designed to eliminate the dust that often clogs other sandpapers rendering them ineffective. Lasts up to four times longer than standard sandpaper.

- ▶ Premium resin-bonded aluminum oxide open coat with stearate coating
- ▶ Front-side punching enhances dust control
- ▶ When used with sanders such as the Bosch 1294VSK Corner/Detail Sander Kit professionals can access corners and edges otherwise difficult to reach
- ▶ Fits Bosch 1294VSK and other detail sanders with six-hole pattern
- ▶ Also fits Bosch oscillating Multi-X™ tools and similar oscillating tools

Item #	Description	Grit	Quantity
SDTW000	Assorted grits, hook and loop, 6 holes	60-120-240	6
SDTW040	Hook and loop, triangle, 6 holes	40	5
SDTW042	Hook and loop, triangle, 6 holes	40	25
SDTW060	Hook and loop, triangle, 6 holes	60	5
SDTW062	Hook and loop, triangle, 6 holes	60	25
SDTW080	Hook and loop, triangle, 6 holes	80	5
SDTW082	Hook and loop, triangle, 6 holes	80	25
SDTW120	Hook and loop, triangle, 6 holes	120	5
SDTW122	Hook and loop, triangle, 6 holes	120	25
SDTW180	Hook and loop, triangle, 6 holes	180	5
SDTW182	Hook and loop, triangle, 6 holes	180	25
SDTW240	Hook and loop, triangle, 6 holes	240	5
SDTW242	Hook and loop, triangle, 6 holes	240	25

Surface Conditioning Abrasive Triangle Pad




Fits Bosch 1294VSK, oscillating Multi-X™ tools and similar sanders and oscillating tools.

Item #	Description	Quantity
CS101	Coarse for rust, corrosion and finish removal or scuffing	1

Bosch oscillating Multi-X™ tools are available on pages 199-201.

Detail Sanding Sheets for Wood



Perfect for multipurpose sanding projects and hardwoods such as oak and maple or building boards like plywood. This industrial-strength paper provides users with the highest-quality aluminum oxide grit and resin-bonding agent.

- ▶ Premium resin-bonded aluminum oxide open coat
- ▶ Front-side punching enhances dust control
- ▶ When used with sanders such as the Bosch 1294VSK Corner/Detail Sander Kit professionals can access corners and edges otherwise difficult to reach
- ▶ Triangles also fit Bosch oscillating Multi-X™ and similar oscillating tools

Item #	Description	Grit	Quantity
SDNR000	Assorted grits, hook and loop, narrow	60-120-240	6
SDTR000	Assorted grits, hook and loop, triangle, 6 holes	60-120-240	6
SDNR040	Hook and loop, narrow	40	5
SDTR040	Hook and loop, triangle, 6 holes	40	5
SDTR042	Hook and loop, triangle, 6 holes	40	25
SDTR041	Hook and loop, triangle, 6 holes	40	50
SDNR060	Hook and loop, narrow	60	5
SDTR062	Hook and loop, triangle, 6 holes	60	25
SDTR061	Hook and loop, triangle, 6 holes	60	50
SDNR080	Hook and loop, narrow	80	5
SDTR080	Hook and loop, triangle, 6 holes	80	5
SDTR082	Hook and loop, triangle, 6 holes	80	25
SDTR081	Hook and loop, triangle, 6 holes	80	50
SDNR120	Hook and loop, narrow	120	5
SDTR120	Hook and loop, triangle, 6 holes	120	5
SDTR122	Hook and loop, triangle, 6 holes	120	25
SDTR121	Hook and loop, triangle, 6 holes	120	50
SDTR180	Hook and loop, triangle, 6 holes	180	5
SDTR182	Hook and loop, triangle, 6 holes	180	25
SDTR181	Hook and loop, triangle, 6 holes	180	50
SDNR240	Hook and loop, narrow	240	5
SDTR240	Hook and loop, triangle, 6 holes	240	5
SDTR242	Hook and loop, triangle, 6 holes	240	25
SDTR241	Hook and loop, triangle, 6 holes	240	50



1/4 and 1/2 Sheet Orbital Finishing Sanders

1297DK 1/4 Sheet Orbital Finishing Sander Kit with SheetLoc™



- ▶ SheetLoc™ Sandpaper Attachment System—Pulls regular sandpaper flat and tight, giving it the benefits of adhesive “stick-on” paper—fast, easy installation; uniform sanding and longer paper life, but without stick-on paper’s high cost
- ▶ Also accepts stick-on paper (PSA)
- ▶ Bosch Microfilter Dust Canister with Integrated Paper Filter—Optimal filtering system for fine dust
- ▶ Ergonomic, Soft-Grip Top—For comfort and control

Optional dust collection attachments available on pages 263 and 274.

Specifications	
Rating	120V
Amperage	2.0
No Load OPM	12,000
Sanding Plate Size	4-1/2" x 4"
Paper Size	4-1/2" x 5-1/2" (Std. 1/4 sheet)
Stick-On (PSA) Sandpaper Size	4-1/2" x 4-1/2" (Std. 1/4 sheet)
Orbit Diameter	1/16"
Length	10"
Width	4-1/2"
Height	5-3/4"
Weight	2.7 lbs.

Includes:

Paper Punchplate **2610920650**
Sandpaper Sheet
Microfilter Dust Canister **RS024**
1/4 Sheet Sanding Pad
Vacuum Hose Adapters **RS006, VAC002**
Carrying Bag **2610922842**

1293D 1/2 Sheet Orbital Finishing Sander



- ▶ Dual-Row Bearing Design—For exceptional smoothness
- ▶ Bosch Microfilter Dust Canister with Integrated Paper Filter—Optimal filtering system for fine dust
- ▶ Ergonomic Handles, Tapered Soft-Grip Top—Multiple-grip positions provide comfort and control
- ▶ Trigger Switch with Lock-On Button

Optional dust collection attachments available on pages 263 and 274.

Specifications	
Rating	120V
Amperage	3.2
No Load OPM	13,000
Paper Size	4-1/2" x 11" (1/2 sheet)
Orbit Diameter	3/16"
Length	13-1/4"
Width	4-1/2"
Height	7-5/8"
Weight	6.3 lbs.

Includes:

Allen® Key **1907950006**
Paper Punchplate **2608190017**
Microfilter Dust Canister **RS026**
Sanding Sheet
1/2 Sheet Sanding Pad **2608000236**
Removable Front Handle

Dust Collection Attachments

Microfilter Dust Canisters



RS024

- ▶ The optimal on-tool system for collecting fine dust
- ▶ Integrated paper filter traps particles as small as a 1/2 micron in diameter
- ▶ Easy to empty and clean

Item #	Description
RS024	Fits model 1297D
RS026	Fits model 1293D

Hose Adapter



- ▶ Use with vacuum hose VAC001, VAC005, VAC006, VAC007, VAC008, VAC009, VAC010, VAC021, VAC025 or vacuum hose adapter VAC002 or VAC024

Item #	Description
RS006	Fits model 1293D, 1297DK

Sanding Sheets

Sanding Sheets for Wood




Perfect for multipurpose sanding projects and hardwoods such as oak and maple or building boards like plywood.

- ▶ Premium resin-bonded aluminum oxide open coat
- ▶ Ideal for orbital sanders and other applications including hand sanding
- ▶ 4-1/4" x 5-1/2" sheets fit Bosch and other 1/4 sheet sanders

Item #	Size	Grit	Quantity	Bulk Item #	Bulk Quantity
SS4R000	4-1/4" x 5-1/2"	60-120-180	6	—	—
SS4R060	4-1/4" x 5-1/2"	60	5	—	—
SS4R062	4-1/4" x 5-1/2"	60	25	—	—
SS4R080	4-1/4" x 5-1/2"	80	5	—	—
SS4R082	4-1/4" x 5-1/2"	80	25	—	—
SS4R120	4-1/4" x 5-1/2"	120	5	—	—
SS4R122	4-1/4" x 5-1/2"	120	25	—	—
SS4R180	4-1/4" x 5-1/2"	180	5	—	—
SS4R182	4-1/4" x 5-1/2"	180	25	—	—
SS1R060	9" x 11"	60	5	SS1R065	50*
SS1R080	9" x 11"	80	5	SS1R085	50*
SS1R120	9" x 11"	120	5	SS1R125	50*
SS1R180	9" x 11"	180	5	SS1R185	50*

*Bulk sheets are individually UPC bar coded

Sanding Belts



Bi-directional sanding belts feature butt-splice construction for smooth running in both directions on belt sanders.

- ▶ Designed for superior performance on wood, metal, plastic, fiberglass and other materials
- ▶ Open-coat aluminum oxide abrasive resists loading for high removal rates and a great finish
- ▶ Double-resin bonding and x-weight backings provide durability and longer belt life
- ▶ Anti-static backing for highest removal and consistent finish

Item #	Size	Grit	Quantity
SCBR000	1-1/2" x 12"	Assorted	3
SCBR040	1-1/2" x 12"	40	3
SCBR041	1-1/2" x 12"	40	10
SCBR060	1-1/2" x 12"	60	3
SCBR061	1-1/2" x 12"	60	10
SCBR080	1-1/2" x 12"	80	3
SCBR081	1-1/2" x 12"	80	10
SCBR120	1-1/2" x 12"	120	3
SCBR121	1-1/2" x 12"	120	10
SCBR180	1-1/2" x 12"	180	3
SCBR240	1-1/2" x 12"	240	3
SB3R000	3" x 18"	Assorted	3
SB3R040	3" x 18"	40	3
SB3R041	3" x 18"	40	10
SB3R060	3" x 18"	60	3
SB3R061	3" x 18"	60	10
SB3R080	3" x 18"	80	3
SB3R081	3" x 18"	80	10
SB3R100	3" x 18"	100	3
SB3R101	3" x 18"	100	10
SB3R120	3" x 18"	120	3
SB3R121	3" x 18"	120	10
SB4R000	3" x 21"	Assorted	3
SB4R040	3" x 21"	40	3
SB4R041	3" x 21"	40	10
SB4R060	3" x 21"	60	3
SB4R061	3" x 21"	60	10
SB4R080	3" x 21"	80	3
SB4R081	3" x 21"	80	10
SB4R100	3" x 21"	100	3
SB4R101	3" x 21"	100	10
SB4R120	3" x 21"	120	3
SB4R121	3" x 21"	120	10
SB5R000	3" x 24"	Assorted	3
SB5R040	3" x 24"	40	3
SB5R041	3" x 24"	40	10
SB5R060	3" x 24"	60	3
SB5R061	3" x 24"	60	10
SB5R080	3" x 24"	80	3
SB5R081	3" x 24"	80	10
SB5R100	3" x 24"	100	3
SB5R101	3" x 24"	100	10
SB5R120	3" x 24"	120	3
SB5R121	3" x 24"	120	10
SB6R040	4" x 24"	40	3
SB6R041	4" x 24"	40	10
SB6R060	4" x 24"	60	3
SB6R061	4" x 24"	60	10
SB6R080	4" x 24"	80	3
SB6R081	4" x 24"	80	10
SB6R100	4" x 24"	100	3
SB6R101	4" x 24"	100	10
SB6R120	4" x 24"	120	3
SB6R121	4" x 24"	120	10

Belt Sander Attachments

Sanding Stand

- ▶ Turns your portable belt sander into a stationary sander
- ▶ Professional accessory eliminates makeshift solutions
- ▶ Clamps sander in horizontal or vertical position
- ▶ Use only in conjunction with sanding fence 2607001079 (sold separately)



Item #	Description
1608030024	Fits model 1274DVS

Sanding Fence

- ▶ Use with sanding stand to shape stock held against belt
- ▶ Fences can be mounted alongside belt or across sander
- ▶ Use without stand to guide sander on edges



Item #	Description
2607001079	Fits model 1274DVS

Planers



PL1682 3-1/4" Planer



- ▶ Electronically Counterbalanced Single-Blade System Automatically Positions Blade at Ideal Cutting Angle—Eliminates uneven planing caused by misaligned blades
- ▶ Equipped with the Bosch Woodrazor® Micrograin Carbide Blade, which resists fractures from nail and staple strikes. On the PL1682, Woodrazor® lasts up to two times longer than standard carbide blades on other planers
- ▶ Ratcheting Depth Knob—Allows foolproof setting of depth increments from 0 to 1/16" (1.5mm) within one revolution
- ▶ Aluminum front and rear shoes machined together after assembly to ensure accuracy

Optional dust collection attachments available on page 274.

Specifications	
Rating	120V
Amperage	6.0
No Load RPM	16,500
Planing Depth	0–1/16" (1.5mm)
Rabbeting Depth	0–5/16"
Maximum Planing Width	0" to 3-1/4"
Shoe Length	11-1/8"
Cord Length	10 ft.
Weight	6.0 lbs.

Includes:

(2) Woodrazor® Blades **PA1202**
Edge Guide Fence
Chip Bag **2605411035**
Blade Wrench **190795003**

1594K 3-1/4" Planer Kit



- ▶ Equipped with Two Bosch Woodrazor® Micrograin Carbide Blades—Woodrazors last up to 30% longer than standard carbide blades and resist fractures from nail and staple strikes
- ▶ Can be converted for use with large high-speed steel blades (optional accessories required)
- ▶ Chip Ejection Switch—Directs shavings left or right
- ▶ Ratcheting Depth Knob—Allows foolproof setting of depth increments from 0 to 3/32" (2.5mm) within one revolution

Optional dust collection attachments available on page 274.

Specifications	
Rating	120V
Amperage	6.5
No Load RPM	16,500
Planing Depth	0–3/32" (2.5mm)
Rabbeting Depth	0–5/16"
Maximum Planing Width	0" to 3-1/4"
Shoe Length	11-1/8"
Cord Length	10 ft.
Weight	6.0 lbs.

Includes:

(2) Woodrazor® Blades **PA1202**
Bevel Guide Fence **2607001077**
Chip Bag **2605411035**
Blade Wrench **1907950025**
Carrying Case



Planer Accessories and Attachments

Woodrazor® Micrograin Carbide Planer Blades

- ▶ Toughest, most durable planer blade available
- ▶ Lasts up to 30% longer than standard tungsten carbide blades
- ▶ 10% sharper than standard carbide blades
- ▶ Double edged, reversible
- ▶ Made with micrograin tungsten carbide



Item #	Description
PA1202	Fits Bosch and most competitive planers

Guide Fence

- ▶ Ensures consistent planing through entire workpiece
- ▶ Protective shield covers section of blade not in use
- ▶ Mounts on either side of tool



Item #	Description
PA1207	Fits 3365, 1594, 53514, 53518, and PL1682

High-Speed Steel Blades with Retainers


- ▶ Factory leveled for immediate installation on planer
- ▶ Can be resharpened
- ▶ Bosch PA1206 blade leveling fixture is required for installation and reinstallation after resharpening



Item #	Description
PA1204	For use with 1594 planer

High-Speed Steel Blade Leveling Fixture

- ▶ Required for installation of new and resharpened PA1205 and PA1204 high-speed steel blades



Item #	Description
PA1206	For use with 1594 planer, PA1204 and PA1205

High-Speed Steel Blades

- ▶ Can be resharpened
- ▶ High-speed steel blade retainers required (PA1205)
- ▶ Bosch PA1206 blade leveling fixture is required for installation and reinstallation after resharpening



Item #	Description
PA1205	For use with 1594 planer and many competitors' models

Rabbeting Depth Stops for Planers



Item #	Description
2607000073	Fits models 3365, 53514, 53518
1608132006	Fits model 1594, PL1682

Bevel Guide Fence

- ▶ Allows bevel cutting from 0°–45°
- ▶ Two lock knobs and cast bracket for rigidity
- ▶ Ensures consistent planing through entire workpiece
- ▶ Protective shield covers section of blade not in use



Item #	Description
2607001077	Fits 3365, 1594, 53514, 53518, and PL1682

Chip Bag

- ▶ Extra-large chip bag keeps work area clean



Item #	Description
2605411035	Fits 3365, 1594, 53514, 53518, and PL1682

Metal Case



Item #	Description
2610906281	For use with Bosch planers



Specialty

Foam Rubber Cutter

1575A Foam Rubber Cutter




- ▶ Heavy duty for fast, production cutting of all densities of foam rubber and flexible plastic foams
- ▶ Versatile—Will cut all types of carpeting
- ▶ Quick toolless blade change
- ▶ Long, paddle-type switch and slim motor housing are easy to grip

Includes:
Tool body/motor unit only. Order blades, guides and footplate separately

Specifications	
Rating	120V AC
Amperage	3.2
No Load Strokes/Min	3,200
Available Blade Lengths	3", 5", 8" or 12"
Length	9.75"
Weight	3.3 lbs.

Foam Rubber Cutter Attachments and Accessories



Blade Pair

Footplate

Guide

Item #	Size	Blade Pair	Guide
2607018013	3"	Blade pair	—
2608135023	3"	—	Guide
2607018010	5"	Blade pair	—
2608135020	5"	—	Guide
2607018011	8"	Blade pair	—
2608135021	8"	—	Guide
2607018012	12"	Blade pair	—
2608135022	12"	—	Guide
2608000908	Fits all sizes	Footplate	—

Heat Gun

1942 Heat Gun



- ▶ Powerful Blower—Provides a high volume of air needed for industrial applications
- ▶ Air Intake Regulator—Adjusts the temperature to the requirements of the job
- ▶ Cool Air Setting—Allows heating element to cool down
- ▶ Integral Adjustable Stand—Allows stationary use with multi-position holder

This tool is not available in Canada.

Specifications	
Rating	120V AC
Amperage	14.3
Temperature Range	750–1,000°F
Blower Air Volume	23 C.F.M.
Length	8"
Weight	3.5 lbs.

Heat Gun Attachments




Deflector

Reflector

▶ Fits 1944LCDK and 1943LCD

Item #	Description
HG030	Deflector
HG040	Reflector



Small Reflector

Large Reflector


Heat Concentrator

▶ Fits 1942

Item #	Description
3609390500	Small reflector
3609390501	Large reflector
3609390502	Heat concentrator



Dust Collection





Bosch Dust Collection Solutions

Bosch dust collection systems have everything needed to reduce dust in the work environment. Bosch tools, attachments, hoses and vacuums are designed to work together as an integrated dust-removal system. Dust collection solutions are available for a wide range of Bosch tools and accessories.



Tool and Accessory

Dust collection systems are available for Bosch grinders, circular saws, drills, hammers, jig saws, miter saws, routers, sanders and table saws.



Attachment

Bosch dust collection attachments are custom engineered to provide the maximum performance while preserving the full functionality of the tool.



Connection

Bosch dust collection connections provide a secure fit from tool to vacuum through a variety of hoses and adapters.



Vacuum

Use a professional vacuum. Bosch vacuum cleaners are rated at 130 CFM and have 11.1 amp motors for superior performance.

Know your tool model number and vacuum hose diameter.

1. Identify your tool
2. Select the appropriate attachment, if necessary
3. Determine your vacuum hose
4. Select a hose adapter, if necessary



without dust collection

**Maximum dust control on the jobsite.
Maximum flexibility to fit a wide range of tools.**

Concrete and masonry products in construction tasks like sawing, hammering, drilling, grinding and chipping produce silica dust that should be captured.



Health

Dust inhalation may cause occupational asthma, cancer, silicosis and other debilitating respiratory diseases. Bosch dust collection systems reduce airborne dust helping to create a safer and healthier working environment.



Productivity

When the job's done, you're done. Bosch dust collection systems boost productivity by greatly reducing the labor required for cleanup.



Compliance

OSHA sets permissible exposure limits for airborne dust containing silica, wood and other harmful particles. Bosch dust collection systems help keep the air clean by using HEPA filters that capture more than 99.97% of particles 0.3 microns and larger.

Vacuum Cleaners



3931A-PB Airsweep™ 13-Gallon Wet/Dry Vacuum Cleaner



- ▶ Fine Dust Filtration Capabilities—Captures 99.93% of particles 3.0 microns and larger (not a HEPA filter)
- ▶ Activation by Power Tool—Allows power tool's switch to turn vacuum cleaner on and off
- ▶ Powerbroker Dial—For allocating power between vacuum cleaner and connected power tool to minimize blown circuits
- ▶ Pulse-Clean Electromagnetic Filter Cleaning System—Shakes dual filters to maintain maximum suction power

Includes:

35mm 9.85 ft. Locking Hose **VAC021**
 (2) Polyester Filters **VAC012**
 Paper Bag **VAC013**
 Plastic Bag **VAC023**

NOTE: Always use dust masks and dust collection plastic bags for masonry and concrete dust



Specifications	
Rating	120V
Max. Motor HP	6.5
Frequency	50–60 Hz
Canister Volume (gross)	13.3 gal. (50 ltr.)
Air Flow	130 CFM (61 ltr./sec.)
Static Water Lift	100 in.
No. of Filter Cartridges	2
Sound Pressure Level	69 db
Hose Length	9.85 ft. (2 meters)
Hose Port Inside Diameter	2-1/4"
Cord Length	25 ft.
Weight	45.7 lbs. with handle

3931A-PBH Airsweep™ 13-Gallon HEPA Wet/Dry Vacuum Cleaner



- ▶ EPA Compliant with HEPA Filters—Captures 99.997% of particles 0.3 microns and larger in diameter
- ▶ Activation by Power Tool—Allows power tool's switch to turn vacuum cleaner on and off
- ▶ Powerbroker Dial—For allocating power between vacuum cleaner and connected power tool to minimize blown circuits
- ▶ Pulse-Clean Electromagnetic Filter Cleaning System—Shakes dual filters to maintain maximum suction power

Includes:

35mm 9.85 ft. Locking Hose **VAC021**
 (2) HEPA Polyester Filters **VAC019**
 Paper Bag **VAC013**
 Plastic Bag **VAC023**

NOTE: Always use dust masks and dust collection plastic bags for masonry and concrete dust

Specifications	
Rating	120V
Max. Motor HP	6.5
Frequency	50–60 Hz
Canister Volume (gross)	13.3 gal. (50 ltr.)
Air Flow	130 CFM (61 ltr./sec.)
Static Water Lift	100 in.
No. of Filter Cartridges	2 HEPA
Sound Pressure Level	69 db
Hose Length	9.85 ft. (2 meters)
Hose Port Inside Diameter	2-1/4"
Cord Length	25 ft.
Weight	45.7 lbs. with handle

3931B-SPB Airsweep™ 6-Gallon Wet/Dry Vacuum Cleaner



- ▶ Fine Dust Filtration Capabilities—Captures 99.93% of particles 3.0 microns and larger (not a HEPA filter)
- ▶ Pulse-Clean Electromagnetic Filter Cleaning System—Shakes dual filters to maintain maximum suction power
- ▶ Soft Start and Bypass Cooling—To protect and extend motor life
- ▶ After Run—To clear hose of remaining debris after shut-off

Includes:

35mm 9.85 ft. Locking Hose **VAC021**
 (2) Polyester Filters **VAC012**
 Paper Bag **VAC013**
 Plastic Bag **VAC023**

NOTE: Always use dust masks and dust collection plastic bags for masonry and concrete dust

Specifications	
Rating	120V
Max. Motor HP	6.5
Frequency	50–60 Hz
Canister Volume (gross)	6.6 gal. (25 ltr.)
Air Flow	130 CFM (61 ltr./sec.)
Static Water Lift	100 in.
No. of Filter Cartridges	2
Sound Pressure Level	69 db
Hose Length	9.85 ft. (2 meters)
Hose Port Inside Diameter	2-1/4"
Cord Length	25 ft.
Weight	27.6 lbs.



Vacuum Hoses

Airsweep™ Friction-Fit Vacuum Hoses



- ▶ Connect many Bosch power tools and dust extraction hood accessories to vacuum cleaners that have openings for standard 2-1/4" hoses
- ▶ Standard 2-1/4" friction fit

Item #	Description
VAC025	Lightweight, flexible 19mm, 15 ft. hose
VAC005	Swivel nozzle 35mm, 5-meter (16.4 ft.) hose

Airsweep™ Locking Vacuum Hoses



- ▶ Connect many Bosch power tools and dust extraction hood accessories to Bosch 3931 and 3931A vacuum cleaners
- ▶ For use only with Bosch 3931 and 3931A vacuum cleaners (not compatible with other vacuum cleaners)
- ▶ Anti-static model hoses prevent static shock and cling

Item #	Description
VAC006	35mm 5-meter (16.4 ft.)—swivels at both ends of hose
VAC007	Anti-static 35mm 3-meter (9.85 ft.)—swivels at tool end of hose
VAC008	Anti-static 35mm 5-meter (16.4 ft.)—swivels at tool end of hose
VAC009	Anti-static 19mm 3-meter (9.85 ft.)—swivels at tool end of hose
VAC010	Swivel nozzle 35mm, 5-meter (16.4 ft.) hose

Airsweep™ Vacuum Hose Adapters



- ▶ Connects 1-1/4" and 1-1/2" hoses to tools or attachments that have ports for 35mm hoses or 19mm hoses
- ▶ Fits inside 35mm ports on Bosch router, planer, grinder and circular saw tools and accessories

Item #	Description
VAC002	Fits over 19mm ports on most Bosch sanders, jig saws, hammer tools and attachments



Item #	Description
VAC004	Connects 35mm hoses to tools that have ports for 2-1/2" hoses



Item #	Description
VAC003	Connects 35mm hoses to tools that have ports for 1-1/4" hoses



Item #	Description
VAC020	Connects 2-1/2" hoses to tools that have ports for 35mm hoses



Item #	Description
VAC024	Connects to 19mm ports on Bosch sanders, jig saws, hammer tools and attachments

Vacuum Attachments

Airsweep™ 6 pc Vacuum Wand and Nozzle Kit

- Fits 35mm hoses and most 1-1/2" vacuum hoses



Item #	# of Pieces	Includes
VAC011	6	(2) straight wands, (1) curved wand, (1) floor nozzle set with three Inserts (smooth floor, carpet and squeegee) – VAC016, (1) crevice tool – VAC017, (1) brush – VAC018

Airsweep™ Vacuum Attachments

- Fits 35mm wands, hoses and most 1-1/2" wands and hoses



Item #	Description
VAC015	Universal vacuum floor nozzle—for carpet or smooth surfaces
VAC017	Vacuum crevice tool—for clean-up in tight spaces
VAC018	Vacuum brush

Airsweep™ 3 pc Vacuum Floor Nozzle Set

- Fits 35mm wands, hoses and most 1-1/2" wands and hoses



Item #	# of Pieces	Includes
VAC016	3	(1) smooth-floor nozzle, (1) carpet nozzle, (1) squeegee insert

Airsweep™ Wire Attachment Basket

- Fits on the rear of 3931 and 3931A vacuum cleaners



Item #	Description
VAC014	Stores Bosch 3931 and 3931A vacuum cleaner attachments

Vacuum Filters and Bags

Airsweep™ Vacuum Filters

- Square-filter geometry makes dust less likely to get trapped—high suction power is maintained
- Cartridge design makes filter installation extremely easy
- Filters stay in the vacuum cleaner even when wet vacuuming



Item #	Description
VAC012	Polyester Filter Cartridges (2 pack)—Capture 99.93% of particles 3.0 microns or larger
VAC019	HEPA Filter Cartridges (2 pack)—Capture 99.997% of particles 0.3 microns or larger. Not for use when vacuuming water or wet materials

Airsweep™ Heavy-Duty Slurry Bags for Dry or Wet Material (3 pack)

- 5.5 gal. capacity
- Two-layer, waterproof plastic fleece plus fine-pore cellulose filter paper
- Exceptionally tear resistant
- Ideally suited for slurry-suction applications



Item #	Description
VAC022	Heavy-duty dust bags for Bosch 3931 and 3931A vacuum cleaner for easier, cleaner disposal of wet or dry vacuumed materials

Airsweep™ Paper Dust Bags (5 pack)

- 5.5 gal. capacity
- For easier, cleaner disposal of vacuumed materials
- Only for use when vacuuming dry materials
- Recommended for vacuuming fine particles like drywall dust, plaster, cement and soot



Item #	Description
VAC013	Replacement dust bags for Bosch 3931 and 3931A vacuum cleaner

Airsweep™ Heavy-Duty Plastic Bags (3 pack)









- 10-Gallon Capacity—Holds more than twenty times more concrete dust than other paper bags
- Ideal for concrete work—Unlike paper bags, there are no pores for dust to pass through or clog
- Exceptionally tear resistant
- Includes attached cable tie for sealing bag when ready for disposal



Item #	Description
VAC023	Heavy-duty plastic bag for use with Bosch 3931 and 3931A vacuum cleaners, only when used with large canister with air valve

Concrete Dust Collection Compatibility Chart

Grinders

Type	Concrete Surfacing	Tuckpointer	4-1/2" Grinder	4-1/2"-5" Grinders	6" Grinder	7" Grinders	9" Grinders	12" Cut-Off Machine
1. Identify Tool	 1773AK [*]	 1775E [*]	 1380SLIM, 1375A	 1801, 1800, 1803EVS, 1810PS, 1810PSD, 1811PS, 1811PSD, 1821, 1821D	 1806E [†] , 1812PSD	 1853-6, 1853-5, 1772-6, 1873-8, 1893-6 ^{**} , 1894-6 ^{**}	 7" 9" 1974-8 1994-6 1974-8D 1994-6D	 1364
2. Required Attachment	—	Includes TG500	USG-5	18DC-5E or 18SG-5E	18DC-6E or 18SG-5E	19DC-7 or 18SG-7	19DC-7 or USG-7 19DC-9 or USG-7	1605510215
3. Your Vacuum Hose Diameter	4. Required Adapter							
1-1/4" / 1-1/2"	—	—	VAC002 or VAC024	VAC002 or VAC024	VAC002 or VAC024	VAC002 or VAC024	VAC002 or VAC024	VAC002 or VAC024
2-1/2"	VAC020	VAC020	VAC020	VAC020	VAC020	VAC020	VAC020	VAC020







** Requires 7" disc for use with the attachment

[†] Includes VAC002 adapter

^{*} Can also be used with 18SG-5E if 5" disc is used

Hammers and Hammer Drills











Type	Hammer Drills	Rotary Hammers	Specialty Drills	Combo Hammers	Demolition Hammers	Breaker Hammers
1. Identify Tool	 1191VSR [†] , HD19-2, HD21-2	 11253VSR [†] , 11255VSR [†] , 11225VSRH, 11524, 11536VSR [†] , RH228VC, RH328VC, RH328VCQ, RH432VCQ, 11250VSR, 11224VSR	 11250VSRD, HD19-2D	 11240, 11247, 11264EVS, 11265EVS, 11263EVS, 11245EVS	 11387, 11388, 11321EVS, 11316EVS	 11335K, 11304, BH2760VC
2. Required Attachment	1618190006	1618190006 or 1618190009	2610014502 [*]	HDC-C1, HDC-D1 or 1618190009	HDC-C1	HDC-C2
3. Your Vacuum Hose Diameter	4. Required Adapter					
35mm	—	—	—	VAC003	VAC003	N/A
1-1/4" / 1-1/2"	VAC002 or VAC024	VAC002 or VAC024	VAC002 or VAC024	VAC002 or VAC024	VAC002 or VAC024	VAC002 or VAC024

[†] When used with a dust extraction hood this tool requires auxiliary handle 1612025024, which is sold separately and is different from this tool's standard equipment auxiliary handle

^{*} Optional attachment for use with a vacuum

Wood Dust Collection Compatibility Chart





Routers

Type	Palm Routers and Base	Palm Routers Combo and Plunge Base	Fixed-Base Routers and Bases	Router Combo Packs and Plunge Base	Fixed-Base Router and Base	Router Combo Pack, Plunge Router and Base	3-1/4 HP Plunge Base Router	Router Tables
1. Identify Tool	 PR10E, PR20EVS, PR001	 PR20EVSPK, PR011	 1617, 1617EVS, 1618, 1618EVS, RA1160, RA1161, RA1162, RA1164, RA1165	 1617PK, 1617EVSP, RA1166	 MRF23EVS, MRF01	 MRC23EVS, MRP23EVS, MRP01	 1619EVS**	 RA1171, RA1180, RA1181, RA1182, RA1200
2. Required Attachment	PR007 [†]	PR012 [†]	RA1172AT [†] or RA1054 [†]	RA1173AT [†] or RA1054 [†]	RA1176AT [†] or RA1054 [†]	RA1177AT [†] or RA1054 [†]	RA1175 [†] or RA1054 [†]	—
3. Your Vacuum Hose Diameter	4. Required Adapter							
35mm	—	—	—	—	—	—	—	VAC004
1-1/4" / 1-1/2"	VAC002 or VAC024	VAC002 or VAC024	VAC002 or VAC024	VAC002 or VAC024	VAC002 or VAC024	VAC002 or VAC024	VAC002 or VAC024	—
2-1/2"	VAC020	—	VAC020	VAC020	VAC020	VAC020	VAC020	—

[†] Includes VAC002 for use with 1-1/4" and 1-1/2" hoses

^{**} Includes Dust Hood 2608190039 (standard equipment)





Jig Saws and Circular Saws

Type	Jig Saws					Circular Saws	
1. Identify Tool	 JS572E, JS572EB	 1590EVS, 1591EVS	 JS470E, JS470EB	 JS365	 JS5	 CS10, CS20	 CS5
2. Required Attachment	2605510296 and 2605730061	JA1005 [†]	JA1007**	JA1009**	—	CSDCHUTE	CS5DCHUTE
3. Your Vacuum Hose Diameter	4. Required Adapter						
35mm	—	—	—	—	—	—	—
1-1/4" / 1-1/2"	VAC024 (not VAC002)	VAC002 or VAC024	VAC024	VAC024	VAC002 or VAC024	VAC002 or VAC024	VAC002 or VAC024
2-1/2"	—	—	—	—	—	VAC020	VAC020

[†] Includes VAC002 for use with 1-1/4" and 1-1/2" hoses









^{**} Includes VAC024 for use with 1-1/4" and 1-1/2" hoses

Miter Saws and Table Saws

Type	Miter Saws			Table Saws
1. Identify Tool	 3912, 3915, 4412**, 5312, 5412**, 5412L**	 4212, 4212L, 4405, 4310, 4410, 4410L	 GCM12SD, CM12	 4000, 4100, GTS1031
2. Required Attachment	—	—	—	—
3. Your Vacuum Hose Diameter	4. Required Adapter			
35mm	VAC003	VAC004	—	VAC004
1-1/4" / 1-1/2"	—	—	—	—
2-1/2"	VAC003 and VAC020	—	VAC020	—

[†] 4412, 5412 and 5412L also can be connected to a 2-1/2" hose using adapter 2605702022

Sanders and Planers

Type	Oscillating Tools	Oscillating Tool	Finishing Sanders	Random Orbit Sanders	Random Orbit Sanders	Belt Sanders	Detail Sander	Planers
1. Identify Tool	 MX25E, PS50	 MX30E	 1297, 1297D**, 1293D	 1295D, 1295DH, 1295DVS, 3107DVS, 3725DVS, 3727DVS	 1250DEVS, 1370DEVS, ROS10*, ROS20VS*, ROS65VC**	 1274DVS*, 1275DVS, 1276D, 1276DVS, 1278VS	 1294VS	 1594, 3365, 53518, 53514, PL1682
2. Required Attachment	OSC002**	OSC003**	RS006	RS006	—	—	—	—
3. Your Vacuum Hose Diameter	4. Required Adapter							
1-1/4" / 1-1/2"	VAC024	VAC024	VAC002 or VAC024	VAC002 or VAC024	VAC002 or VAC024	VAC002 or VAC024	VAC002 or VAC024	VAC002
2-1/2"	—	—	—	—	—	—	—	VAC020

** 1297D includes RS006 and VAC002 adapters

** Includes VAC024 for use with 1-1/4" and 1-1/2" hoses

† Includes VAC002 adapter

Metal Dust Collection Compatibility Chart

Metal dust contains hazardous heavy metals and can cause metal fume fever. Many alloys also contain chromium, a known carcinogen. Abrasive metalworking activities such as cutting, grinding, buffing and sanding all produce metal dust that should be captured.

Drills

Type	Drills
1. Identify Tool	 1011VSR†, 1012VSR†, 1013VSR†, 1014VSR†, 1030VSR†, 1031VSR†, 1032VSR†, 1033VSR†, 1034VSR†, 1035VSR†, 1169VSR
2. Required Attachment	1618190006
3. Your Vacuum Hose Diameter	4. Required Adapter
1-1/4" / 1-1/2"	VAC002 or VAC024

† When used with a dust extraction hood this tool requires auxiliary handle 1612025024, which is sold separately and is different from this tool's standard equipment auxiliary handle



Measuring and Layout Tools



Measure Smart

Since introducing the first Bosch measuring tool in 2008, Bosch has become a worldwide leader in measurement technology through innovation and advanced engineering. The same quality, durability and forward thinking found in Bosch power tools is now offered in a complete line of measuring tools. With Bosch laser technology, users are able to become more productive and more profitable—with greater accuracy and precision on the jobsite. By offering an extensive range of line lasers, laser distance measurers, rotary lasers, point lasers, digital levels, optical levels and measuring tool accessories, Bosch is able to provide solutions for a wide variety of applications. With Bosch measuring tools, users are able to work smarter, not harder.



Laser Distance Measurers



Measure smart with Bosch laser distance measurers. Advanced measuring solutions make measurements easy with the click of a button. Bosch offers a full range of laser distance measurers for all your needs—accurately measure distances, area, volume and angles with precision laser technology. With a digital display for quick, accurate readouts of measurements, there's no guess work. Increase productivity and save money with Bosch laser distance measurers.

11

Measurement Mode Comparison Chart

	GLR825	GLR500	GLM 80	GLR225	GLM 50	DLR130K
Length	●	●	●	●	●	●
Area	●	●	●	●	●	●
Volume	●	●	●	●	●	●
Continuous Measuring	●	●	●		●	●
Min./Max. Measurement Mode	●	●	●	●		
Multisurface	●	●	●	●		
Single Indirect Measuring	●	●	●	●	●	
Double Indirect Measuring	●	●				
Combined Indirect Measuring	●	●	●			
Trapezoid	●	●				
Stake Out	●	●				
Angle Measuring			●			

GLM 80 Lithium-Ion Powered Laser Distance and Angle Measurer

Precision Laser Technology
▶ Measure distances up to 265 ft. with 1/16" accuracy

Built-In Tilt Sensor
▶ Calculates angle in two axis for more accurate measurements

Backlit Display with Tilt-Screen Technology
▶ Offers easy viewing in all directions

Integrated Lithium-Ion Battery
▶ More compact, more measurements

GLM 80 Laser Distance and Angle Measurer

NEW



INTERIOR EXTERIOR

265ft.

LITHIUM-ION



- ▶ Measures distance up to 265 ft. with up to 1/16" accuracy
- ▶ Built-In Tilt Sensor—Calculates angle in two axis for more accurate measurements
- ▶ Integrated Lithium-Ion Battery—For up to 25,000 measurements per charge
- ▶ Backlit Display with Tilt-Screen Technology—Offers easy viewing in all directions

Includes:
3.7V Lithium-Ion Battery
Battery Charger
Belt Pouch

Specifications	
Accuracy (up to)	±1/16"
Range (up to)	2"—265 ft.
Laser Diode	Class 2, 630–670 nm
Measuring Time, Typical/Max.	<0.5 sec./4 sec.
Illuminated Display	Yes
Integrated Viewfinder	No
Power	3.7V Li-Ion battery
Operating Temperature	14°–122° F
Dimensions	4.4" × 2.0" × 1.2"
Weight	0.3 lbs.

Popular Science Magazine, Best of What's New 2011



Transforms into a Digital Level



Insert the GLM 80 into the R 60 digital level attachment to transform into a 24" digital level.

See page 288 for more information.

GLR825 Laser Distance Measurer

The Most Versatile Laser Distance Measurer with the Longest Range and More Features



Measuring distance up to 825 ft.

Eleven measurement modes
length, area, volume, min./max., continuous, single indirect, double indirect, combined indirect length, stake out, trapezoid and multisurface area

Four measurement systems
inches, feet and inches, decimal feet and metric

Multisurface area mode
calculates the total area of several individual surfaces with a common length or height

Multifunctional extension pin
with two stable positions



Integrated 1.6x magnification view finder
for long distance applications

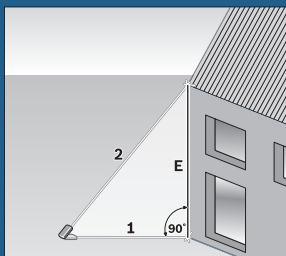


Large, illuminated four-line display
for easy readability

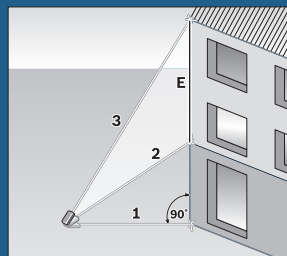
Built-in bubble vial
provides visual reference when measuring horizontal distances

Built-in memory
stores up to 30 measurements

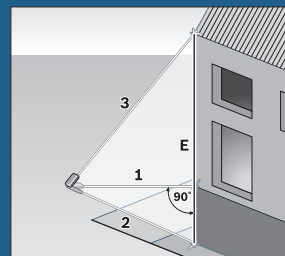
More Than a Distance Measurer – Quick Solutions at Your Fingertips



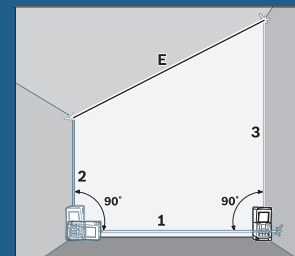
Single Indirect/Pythagoras
for measuring height from a distance



Double Indirect/Pythagoras
for measuring portions of a total height



Combined Indirect/Pythagoras
for measuring total height from a distance



Trapezoid Function
for calculating angled surfaces such as sloped ceilings



GLR825 Laser Distance Measurer



INTERIOR EXTERIOR

825ft
250 m

- ▶ Measures distance up to 825 ft. with up to 1/25" accuracy
- ▶ Superior Optics—Integrated 1.6x magnification view finder for long range measurements
- ▶ Eleven Measurement Modes for Maximum Versatility—Length, area, volume, min./max., continuous, single indirect, double indirect, combined indirect length, stake out, trapezoid and multisurface measurements
- ▶ Min./Max. Measurement Mode—For accurate measurement to the shortest/longest distance from a fixed reference point, such as plumb lines (MIN. mode) and diagonals (MAX. mode)

Specifications	
Accuracy (up to)	±1/25"
Range (up to)	2"–825 ft.
Laser Diode	Class 2, 630–670 nm
Measuring Time, Typical/Max.	<0.5 sec./4 sec.
Illuminated Display	Yes
Integrated Viewfinder	Yes
Power	(4) AAA batteries
Operating Temperature	14°–122° F
Dimensions	4.7"×2.6"×1.5"
Weight	0.5 lbs.

Includes:
Hand Strap
(4) AAA Batteries
Belt Pouch

GLR500 Laser Distance Measurer



INTERIOR EXTERIOR

500ft
150 m

- ▶ Measures distance up to 500 ft. with up to 1/25" accuracy
- ▶ Eleven Measurement Modes for Maximum Versatility—Length, area, volume, min./max., continuous, single indirect, double indirect, combined indirect length, stake out, trapezoid and multisurface area measurements
- ▶ Four Measuring Reference Points—Back, front, swing-out extension pin for measuring from inside corners or channels or center for use with optional tripod
- ▶ Min./Max. Measurement Mode—For accurate measurement to the shortest/longest distance from a fixed reference point, such as plumb lines (MIN. mode) and diagonals (MAX. mode)

Specifications	
Accuracy (up to)	±1/25"
Range (up to)	2"–ft.
Laser Diode	Class 2, 630–670 nm
Measuring Time, Typical/Max.	<0.5 sec./4 sec.
Illuminated Display	Yes
Integrated Viewfinder	No
Power	(4) AAA batteries
Operating Temperature	14°–122° F
Dimensions	4.7"×2.6"×1.5"
Weight	0.5 lbs.

Includes:
Hand Strap
AAA Batteries
Belt Pouch

GLR225 Laser Distance Measurer


INTERIOR
225ft
69m

- ▶ Measures distance up to 225 ft. with up to 1/16" accuracy
- ▶ Seven Measurement Modes for Maximum Versatility—Length, area, volume, continuous minimum, continuous maximum, indirect length and multi-surface area measurements
- ▶ Four Measuring Reference Points—Back, front, swing-out extension pin for measuring from inside corners or channels, or center for use with optional tripod
- ▶ Multisurface Area Mode—Calculates the total area of several individual surfaces with a common length or height

Includes:
 Hand Strap
 (4) AAA Batteries
 Belt Pouch

Specifications	
Accuracy (up to)	±1/16"
Range (up to)	2"–225 ft.
Laser Diode	Class 2, 630–670 nm
Measuring Time, Typical/Max.	<0.5 sec./4 sec.
Illuminated Display	No
Integrated Viewfinder	No
Power	(4) AAA batteries
Operating Temperature	14°–122° F
Dimensions	4.0"×2.3"×1.3"
Weight	0.4 lbs.

Swing-Out Extension Pin
 For measuring from inside corners

GLM 50 Laser Distance Measurer

NEW

INTERIOR
165ft
50m

- ▶ Measures distance up to 165 ft. with up to 1/16" accuracy
- ▶ Five Measurement Modes—Length, area, volume, continuous measurement and indirect length for maximum versatility
- ▶ Automatic Backlit Display—For easy and convenient viewing
- ▶ Three Measuring Reference Points—Front, back or center for use with optional tripod

Includes:
 Hand Strap
 (2) AAA Batteries
 Belt Pouch

Specifications	
Accuracy (up to)	±1/16"
Range (up to)	2"–165 ft.
Laser Diode	Class 2, 630–670 nm
Measuring Time, Typical/Max.	<0.5 sec./4 sec.
Illuminated Display	Yes
Integrated Viewfinder	No
Power	(2) AAA batteries
Operating Temperature	14°–122° F
Dimensions	4.5"×2.1"×1.2"
Weight	0.3 lbs.



DLR130K Laser Distance Measurer**INTERIOR****130ft**
max.

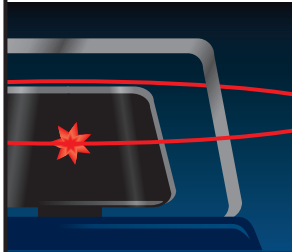
- ▶ Measures distance up to 130 ft. with up to 1/16" accuracy
- ▶ Four Measurement Modes—Length, area, volume and continuous for maximum versatility
- ▶ Two Measuring Reference Points—Front and back
- ▶ Four Measurement Systems—Inches, feet and inches, decimal feet and metric

Includes:

Hand Strap
 (4) AAA Batteries
 Belt Pouch

Specifications	
Accuracy (up to)	±1/16"
Range (up to)	2" – 130 ft.
Laser Diode	Class 2, 630–670 nm
Measuring Time, Typical/Max.	<0.5 sec./4 sec.
Illuminated Display	No
Integrated Viewfinder	No
Power	(4) AAA batteries
Operating Temperature	14° – 122° F
Dimensions	4.0" × 2.3" × 1.3"
Weight	0.4 lbs.

Always in Alignment

**BOSCH**

Laser Tools &
 Optical Instruments

**Service
 Network**

REPAIR • CALIBRATION • PARTS & ACCESSORIES

Authorized Service

Bosch measuring tools are designed for a lifetime of reliable, efficient operation. With the rigors of jobsite conditions and the harsh field environment encountered through the many everyday uses of the product, the precision and accuracy of your Bosch product may become compromised over time.

If you detect a problem with your product or want to check the calibration and accuracy, you can rely on a service network of Bosch factory and authorized service centers to have the product back on the jobsite with minimum downtime. Your product will be inspected and diagnosed by factory-trained technicians using the latest equipment and methods. If a repair is warranted, count on factory original parts that will enable your unit to calibrate and function to original factory specifications. Let the pros that know the product best put you back to work faster.

For more information or to find a Bosch Measuring Tool Authorized Service Center, contact Bosch at 877-BOSCH-99 or visit the Service Locator page on the Bosch website at www.boschtools.com.



Digital Measurer and Digital Levels



GLM 80 + R 60 Laser Distance Measurer with 24" Digital Level Attachment

NEW

INTERIOR EXTERIOR

265ft
COM

LITHIUM-ION



- ▶ Measures distance up to 265 ft. with up to 1/16" accuracy
- ▶ Built-In Tilt Sensor—Calculates angle in two axis for more accurate measurements
- ▶ Includes R 60 Digital Level Attachment—To transform GLM 80 into a 24" digital level for more versatility
- ▶ Backlit Display with Tilt-Screen Technology—Offers easy viewing in all directions

Includes:

GLM 80 Laser Distance and Angle Measurer **0601072310**
R 60 Digital Level Attachment **0601079010**
3.7V Lithium-Ion Battery
Battery Charger
Belt Pouch

Specifications

Accuracy (up to)	±1/16"
Range (up to)	2"—265 ft.
Leveling Accuracy (up to)	±0.2°
Leveling Range	0°–360° (4 x 90°)
Laser Diode	Class 2, 630–670 nm
Measuring Time, Typical/Max.	<0.5 sec./4 sec.
Illuminated Display	Yes
Integrated Viewfinder	No
Power	3.7V Li-Ion battery
Operating Temperature	14°–122° F
Dimensions	24.0" x 2.3" x 1.4"
Weight	1 lb. 10 oz.

R 60 24" Digital Level Attachment

NEW

INTERIOR EXTERIOR



- ▶ Transforms GLM 80 laser distance measurer (not included) into a digital level for more versatility
- ▶ Digital-Level Mode—Once GLM 80 is locked into R 60, it automatically enters mode for accurate angle measurements
- ▶ High-Quality Aluminum Construction—For optimal accuracy including two bubble level vials for additional reference
- ▶ Only compatible with GLM 80 laser distance measurer

Specifications

Leveling Accuracy (up to)	±0.2°
Length	24"
Dimensions	24.0" x 2.3" x 1.4"
Weight	1 lb. 5 oz.

Includes:

Carrying Case

DNM 120 L 48" Digital Level**NEW****INTERIOR** **EXTERIOR**

- ▶ Precise measurements in degrees, percent or inches/foot
- ▶ Digital Accuracy—At 0° or 90° = ±0.05°
1° to 89° = ±0.2°
- ▶ Angled, Easy-to-Read Display—Automatically rotates values when working overhead
- ▶ Quick-and-Easy Field Calibration—Provides consistent results



Specifications	
Leveling Accuracy (up to)	±0.05°
Leveling Range	0°–360° (4 x 90°)
Dimensions	47.3" x 2.4" x 1.0"
Weight	2 lbs. 9 oz.

Includes:
9V Battery
Carrying Case

DNM 60 L 24" Digital Level**NEW****INTERIOR** **EXTERIOR**

Same features as DNM 120 L above.



Specifications	
Leveling Accuracy (up to)	±0.05°
Leveling Range	0°–360° (4 x 90°)
Dimensions	23.6" x 2.4" x 1.0"
Weight	1 lb. 5 oz.

Includes:
9V Battery
Carrying Case

Digital Angle Finder**DAF220K Digital Anglefinder****INTERIOR**

- ▶ Precision Angle Finder—Measures the exact angle of existing surface within 0.1°, also includes leg extension for confined areas
- ▶ Simple Miter Cut Calculator—Calculates the exact miter angle needed for perfect fit of baseboard, picture frames and more
- ▶ Compound Cut Calculator—Calculates the exact miter and bevel angles needed for a perfect fit of crown moldings and more
- ▶ Versatile Memory—Stores an angle measurement (such as crown molding spring angle) for repeated use

Includes:
Leg Extension
(4) AA Batteries
Carrying Case



Specifications	
Readout Accuracy	±0.1°
Measuring Range	0°–220°
Compound Cut Input Angle Range	0°–180°
Simple Miter Cut Input Angle Range	0°–220°
Leg Extension Length	16"
Leg Extension Range	Up to 6-3/4"
Leveling Vial Accuracy	±0.05°
Automatic Shut-off Time	3 minutes
Power	(4) AA batteries
Dimensions	17.0" x 1.4" x 2.4"
Weight	2.4 lbs.

Wall and Floor Scanners



Bosch wall and floor scanners make it easy to know what you're up against before starting a job. Accurately detect wood, metal (up to 6" in cured concrete) and live wiring. An informative graphical display and automatic calibration ensure quick and accurate detection before you drill or cut.

Quick Tool Selection Guide

	D-tect150	GMS120
Detects in Concrete	Up to 6" (150 mm)	Up to 4-3/4" (120 mm)
Wood Detection	●	●
Metal Detection	●	●
Live Wiring Detection	●	●
Plastic Pipe Detection	●	—
Displays Center of Object	●	●
Displays Depth of Object	●	—
Displays Edge of Object	●	—

D-tect150 Wall/Floor Scanner with Radar

Detects Ferrous and Non-Ferrous Metals, Wood, Live Wiring and Plastic Pipes



Seven detection modes: Concrete, wet concrete, deep concrete, in-floor heating, drywall, metal and signal view



Four-wheel design for easy and smooth maneuverability across surfaces

Large illuminated display shows the location of the object's depth, center, relative width and edge

Audible detection signal easily switches on and off

Calibration free ready to use anytime

Ergonomic handle with soft grip for easy use



D-tect150 Wall/Floor Scanner with Radar

NEW



INTERIOR EXTERIOR

- ▶ Bosch Ultra-Wide Band (UWB) Radar Technology—Offers a wide range of detection performance up to 6"
- ▶ Detects Ferrous and Non-Ferrous Metals, Wood, Live Wiring and Plastic Pipes—Metal detection in concrete up to 6" deep
- ▶ Seven Detection Modes—Concrete, wet concrete, deep concrete, in-floor heating, drywall, metal and signal view
- ▶ Large Illuminated Display—Displays the exact location of the object's depth, center, relative width and edge

Includes:
(4) AA Batteries
Carrying Case

Specifications	
Max. Detection Depth—Metal (Ferrous and Non-Ferrous)	Up to 6"
Max. Detection Depth—Electrical Copper Wiring (120V AC, 50/60Hz)	Up to 3-1/8"
Max. Detection Depth—Plastic Pipes (>1") (in Concrete Mode)	Up to 2-3/8"
Max. Detection Depth—Wood Substructures (Studs)	Up to 1-1/2"
Power	(4) AA batteries
Dimensions	4.7" x 8.7" x 3.8"
Weight	1.6 lbs.

GMS120 Wall Scanner

NEW



INTERIOR

- ▶ Multimode Detection—For detection of wood studs, metal objects (rebar, studs and steel/copper pipes) or live wiring
- ▶ Illuminated Ring Indicates Detection Status—Green (no object found)/Orange (object near)/Red (object found within the detectable sensor area)
- ▶ Automatic Center Finder—For locating center of detected wood or metal object
- ▶ Illuminated Graphical Display—Indicates mode, detection strength and more

Includes:
Hand Strap
9V Battery
Carrying Case

Specifications	
Max. Detection Depth—Steel	Up to 4-3/4"
Max. Detection Depth—Copper	Up to 3-1/8"
Max. Detection Depth—Copper Wiring (hot/live)	Up to 2"
Max. Detection Depth—Wood Substructures (Studs)	Up to 1-1/2"
Power	(1) 9V battery
Dimensions	3.5" x 7.9" x 1.4"
Weight	0.6 lbs.



GMS120 Wall Scanner

Handyman Club of America
Member Tested and Recommended

Fine Homebuilding Magazine
Editor's Choice Best Overall



Self-Leveling Line Lasers



Level and align with precision using Bosch line lasers. These lasers offer simple setup and easy operation to project laser reference lines with accuracy. Quickly establish level, alignment, plumb and set right angles of various reference points. Highly visible laser lines and automatic self-leveling ensure proper layout and increased productivity on the jobsite.

Quick Tool Selection Guide

	GLL3-80	GLL2-80	GLL2-50	GLL2-40	GLL2-10
Horizontal Leveling	•	•	•	•	•
Vertical Alignment	•	•	•	•	•
Horizontal and Vertical Alignment	•	•	•	•	•
Aligning at an Angle (manual)	•	•	•	•	
Pulse Laser Receiver Mode	•	•	•		
360° Laser Reference	•	•			
Setting Right Angles	•				



Working in Bright Light Conditions


The pulse laser receiver function allows you to locate the laser line using the LR2 laser receiver in bright light conditions, both indoors and outdoors.

See page 313 for more information on the LR2 Line Laser Receiver.

GLL3-80 360° Three-Plane Leveling and Alignment-Line Laser


Increase productivity with 360° coverage

The GLL3-80 allows users the ability to line up an entire room from one setup point.



Three Independent 360° Planes

to use independently or together with the press of a button



GLL3-80 360° Three-Plane Leveling and Alignment-Line Laser



INTERIOR EXTERIOR

265ft
60m



- ▶ One 360° Horizontal Plane and Two 360° Vertical Planes—For level and align/plumb applications
- ▶ Smart Pendulum System—Self levels and indicates out-of-level condition; locks when switched off
- ▶ Pulse Laser Receiver Mode—For use with laser receiver at up to 265 ft. in bright-light conditions
- ▶ Manual Mode—Locks lines for use at any angle

Optional laser accessories available on pages 310–318.

Specifications	
Accuracy	±1/4" at 100 ft.
Range (up to)	65 ft.
Range w/Receiver (up to)	265 ft.
Leveling Type, Range	Self-leveling, up to ±4°
Laser Diode	Class 2, 635–670 nm
Mount Threading	5/8"-11 and 1/4"-20
Power	(4) AA batteries
Operating Temperature	14°–113° F
Dimensions	6.3"×5.5"×3.0"
Weight	1.7 lbs.


Includes:
WM1 Positioning Device **0601015A10**
(4) AA Batteries
Carrying Case

GLL2-80 360° Dual-Plane Leveling and Alignment-Line Laser



INTERIOR EXTERIOR

265ft
60m



- ▶ One 360° horizontal plane and one 360° vertical plane; with manual mode for all job site conditions
- ▶ Smart Pendulum System—Self levels and indicates out-of-level condition; locks when switched off
- ▶ Pulse Laser Receiver Mode—For use with laser receiver at up to 265 ft. in bright-light conditions
- ▶ Manual Mode—Locks lines for use at any angle

Optional laser accessories available on pages 310–318.

Specifications	
Accuracy	±1/4" at 100 ft.
Range (up to)	65 ft.
Range w/Receiver (up to)	265 ft.
Leveling Type, Range	Self-leveling, up to ±4°
Laser Diode	Class 2, 635–670 nm
Mount Threading	5/8"-11 and 1/4"-20
Power	(4) AA batteries
Operating Temperature	14°–113° F
Dimensions	6.3"×5.5"×3.0"
Weight	1.3 lbs.

Includes:
WM1 Positioning Device **0601015A10**
(4) AA Batteries
Carrying Case



GLL3-80 360° Three Plane Leveling and Alignment Laser

Building Products Magazine
Most Valuable Product 2011

Hanley Wood
Most Innovative Products at World of Concrete
Expert's Choice



GLL2-50 Self-Leveling Cross-Line Laser



INTERIOR EXTERIOR

165 ft.
50 m



- ▶ Vertical, Horizontal and Cross-Line Modes—Projects two lines independently or together for a wide array of level and/or plumb applications
- ▶ Highly Visible Laser Lines—Wide 130° horizontal and 160° vertical fan angles
- ▶ Smart Pendulum System—Self levels and indicates out-of-level condition; locks when switched off
- ▶ Pulse Laser Receiver Mode—For use with laser receiver at up to 165 ft. in all bright-light conditions
- ▶ Manual Mode—Locks lines for use at any angle

Optional laser accessories available on pages 310–318.

Specifications	
Accuracy	±1/4" at 100 ft.
Range (up to)	65 ft.
Range w/Receiver (up to)	165 ft.
Leveling Type, Range	Self-leveling, up to ±4°
Laser Diode	Class 2, 635–670 nm
Mount Threading	5/8"-11 and 1/4"-20
Power	(3) AA batteries
Operating Temperature	-4°–122° F
Dimensions	4.7" × 2.3" × 3.5"
Weight	1.0 lb.

Includes:

WM1 Positioning Device **0601015A10**
 (3) AA Batteries
 Belt Pouch
 Carrying Case

GLL2-40 Self-Leveling Cross-Line Laser

NEW



INTERIOR

30 ft.
10 m

- ▶ Vertical, Horizontal and Cross-Line Modes—Projects two lines independently or together for a wide array of level and/or plumb applications
- ▶ Smart Pendulum System—Self levels and indicates out-of-level condition; locks when switched off
- ▶ Manual Mode—Locks lines for use at any angle
- ▶ Multipurpose Attachment—Position and mount with magnets, strap or threaded mounts (5/8"-11, 1/4"-20)

Optional laser accessories available on pages 310–318.

Specifications	
Accuracy	±1/8" at 30 ft.
Range (up to)	30 ft.
Leveling Type, Range	Self-leveling, up to ±4°
Laser Diode	Class 2, 635–670 nm
Mount Threading	5/8"-11 and 1/4"-20
Power	(3) AA batteries
Operating Temperature	14°–122° F
Dimensions	3.1" × 1.6" × 3.8"
Weight	0.5 lbs.

Includes:

Magnetic Mounting Base
 Target
 (3) AA Batteries
 Belt Pouch

GLL2-10 Self-Leveling Cross-Line Laser



INTERIOR

30 ft.
10 m

- ▶ Vertical, Horizontal and Cross-Line Modes—Projects two lines independently or together for a wide array of level and/or plumb applications
- ▶ Out-of-Level Indicator—With green LED for level and red LED for out-of-level condition
- ▶ Smart Pendulum System—Self levels and indicates out-of-level condition; locks when switched off

Optional laser accessories available on pages 310–318.

Specifications	
Accuracy	±7/32" at 30 ft.
Range (up to)	30 ft.
Leveling Type, Range	Self-leveling, up to ±4°
Laser Diode	Class 2, 635–670 nm
Mount Threading	1/4"-20
Power	(2) AA batteries
Operating Temperature	41°–104° F
Dimensions	4.2" × 2.6" × 3.6"
Weight	0.9 lbs.

Includes:

(2) AA Batteries
 Belt Pouch





The Cross-Line Laser for Professionals: Compact size, big performance

GLL2-40
Self-Leveling Cross-Line Laser



BOSCH
Invented for life

Wall and Floor Covering Line Lasers

GTL3 Wall/Floor Covering Laser

Elevated Laser Beams

- ▶ Allows laser line to travel past uneven surfaces or obstructions

Offset Pivot Point

- ▶ All three laser beams intersect in front of the tool for easy and fast setup at starting point

0° and 90° Lines Plus Optional 45° Layout Line

- ▶ Provides 0°, 45°, 90° and 135° layout from a single setup

Mounting Slots

- ▶ Allow attachment to walls or inclined surfaces

Versatile Steel Positioning Plate

- ▶ Multiple stamped alignment lines for accurate and versatile positioning of tool and materials

GTL3 Wall/Floor Covering Laser



INTERIOR

65 ft
20 m

- ▶ 0° and 90° Lines Plus Optional 45° Layout Line—Provides 0°, 45°, 90° and 135° layout from a single setup
- ▶ Elevated Laser Beams—Allows laser line to travel past uneven surfaces or obstructions
- ▶ Magnet Attachment—Strong magnets on bottom of tool provide secure and adjustable attachment on positioning plate and other ferrous-metal surfaces
- ▶ Versatile Steel Positioning Plate—For versatile positioning of tool

Optional laser accessories available on pages 310–318.

Specifications

Accuracy	±1/16" at 20 ft.
Range (up to)	65 ft.
Laser Diode	Class 2, 635–670 nm
Power	(4) AA batteries
Operating Temperature	14°–122° F
Dimensions	6.1" × 4.0" × 3.9"
Weight	0.9 lbs.


Includes:

Versatile Steel Positioning Plate
Target
(4) AA Batteries
Pouch

GSL 2 Surface Laser

Check flatness of floor surface with precision

The GSL 2 is the dedicated tool for determining whether a floor surface is even, with increased precision, speed and convenience.



Target Plate for Increased Accuracy

In case of unevenness, the target plate shows how much deviation exists from the reference point which allows for easy marking of the uneven spot when rework of the surface is required.



Versatile Dual-Power Source

The GSL 2 can be used with either alkaline batteries (included) or optional Bosch 12V Max Lithium-Ion battery pack.

GSL 2 Surface Laser with L-Boxx®

NEW



Available Fall 2012

INTERIOR

30 ft.
10 m



L-BOXX®

- ▶ Projects Two Laser Lines that Meet on the Floor Surface—To determine flatness
- ▶ Bright, Clear Laser Line Projection—Allows laser lines to come together when surface is flat and separate when surface is uneven
- ▶ Motorized Rotary Base—Offers continuous view of floor surface instead of spot-checking
- ▶ Versatile Battery Operation—Can be used with either alkaline batteries (included) or Bosch Lithium-Ion 12V Max battery pack (not included)

Information about L-Boxx® is available on page 322.

Optional laser accessories available on pages 310–318.


Specifications

Accuracy	±1/8" at 30 ft.
Range without Target Plate (up to)	30 ft.
Range with Target Plate (up to)	60 ft.
Leveling Type, Range	Self-leveling, up to ±4°
Laser Diode	Class 3R, 630–670 nm
Power	(4) AA batteries
Operating Temperature	14°–122° F
Dimensions	8.3" × 7.7" × 8.1"
Weight	3.3 lbs.

Includes:

RC2 Remote Control
Target Plate
(4) AA Batteries
Carrying Case **L-BOXX-3 with Insert**

GTL2 Laser Level Square



INTERIOR

30 ft.
10 m

- ▶ Projects horizontal and vertical "chalk lines" on any surface
- ▶ Alignment Guide for 90° Layout—Calculate and turn angles in 5° increments
- ▶ Simple One-Button Operation—Powers two perpendicular laser lines (90°) on and off
- ▶ Easy-to-Press Push Button—Secures unit to smooth surfaces using non-abrasive adhesive

Optional laser accessories available on pages 310–318.

Specifications

Accuracy	±1/2" at 30 ft.
Range (up to)	30 ft.
Laser Diode	Class 2M, 635–670 nm
Power	(3) AA batteries (not included)
Operating Temperature	32°–104° F
Dimensions	7.1" × 7.1" × 2.1"
Weight	1.0 lb.

Includes:

(2) Adhesive Mounting Strips



Point Alignment Lasers



Bosch point alignment lasers precisely align, square and transfer points quickly and accurately, leaving hands free to get on with the layout task. Easily establish alignment, plumb, level and square for various reference points. Highly visible and focused laser points ensure proper layout and installation on the jobsite.

Quick Tool Selection Guide

	GCL 25	GPL5	GPL3	GPL2	GPL3T
# of Points	5	5	3	2	3
Self-Leveling	●	●	●	●	
Plumb Up and Down	●	●	●	●	
Horizontal Leveling	●	●	●		●
Alignment	●	●	●		●
Setting Right Angles	●	●			●
Laser Cross-Line	●				

GCL 25 Five-Point Self-Leveling Alignment Laser with Cross-Line

A Two-in-One Laser for Horizontal Leveling, Vertical Alignment, Squaring, Layout and Plumb Point Transfer

Five-Point Laser Projection

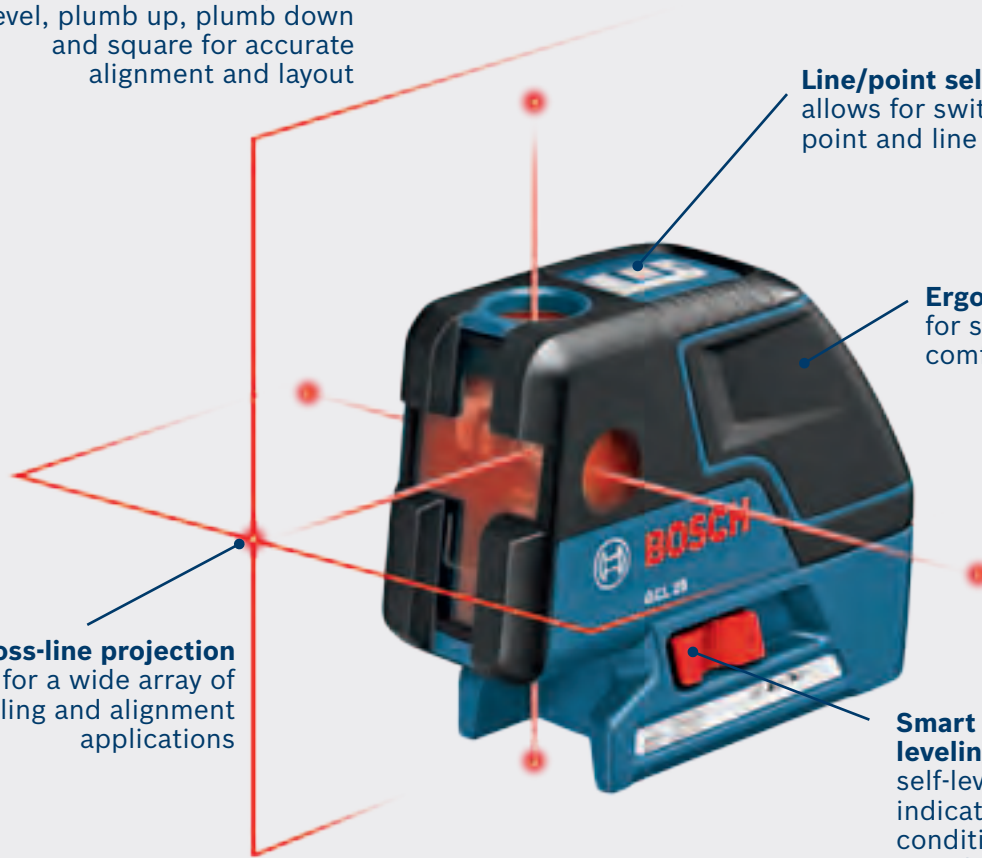
level, plumb up, plumb down and square for accurate alignment and layout

Line/point selection keypad allows for switching between point and line laser function

Ergonomic soft grip for secure grip and comfort

Cross-line projection for a wide array of leveling and alignment applications

Smart pendulum leveling system self-levels and indicates out-of-level condition, locks when switched off



GCL 25 Five-Point Self-Leveling Alignment Laser and Cross-Line

NEW



Available Fall 2012

INTERIOR **100ft**
30m

- ▶ Five Points Plus a Cross-Line—For a two-in-one laser
- ▶ Highly Visible Laser Points and Lines—For horizontal leveling, vertical alignment, squaring, layout and plumb point transfer
- ▶ Manual Mode—Locks lines for use at any angle
- ▶ Smart Pendulum System—Self levels and indicates out-of-level condition, locks when switched off

Includes:
(4) AA Batteries
Pouch

Optional laser accessories available on pages 310–318.

Specifications	
Accuracy—Cross-Line (up to)	±1/8" at 30 ft.
Accuracy—Point (up to)	±1/4" at 30 ft.
Range—Cross-Line (up to)	30 ft.
Range—Horizontal Points (up to)	100 ft.
Range—Plumb Points (up to)	15 ft.
Leveling Type, Range	Self-leveling, up to ±4°
Laser Diode	Class 2, 635–670 nm
Mount Threading	5/8"-11 and 1/4"-20
Power	(4) AA batteries
Operating Temperature	14°–122° F
Dimensions	6.1"×4.6"×2.2"
Weight	1.1 lb.

GPL5 Five-Point Self-Leveling Alignment Laser



INTERIOR **100ft**
30m

- ▶ Quad-Mirror Technology Provides Five-Point Lasers—Level, plumb up, plumb down and square for accurate alignment and layout
- ▶ Accurately transfers and aligns level, plumb and 90° square points
- ▶ Smart Pendulum System—Self levels and indicates out-of-level condition; locks when switched off
- ▶ Multipurpose Attachment—Position and mount with magnets, strap or threaded mounts (5/8"-11, 1/4"-20)

Optional laser accessories available on pages 310–318.

Specifications	
Accuracy	±1/4" at 100 ft.
Range (up to)	100 ft.
Leveling Type, Range	Self-leveling, up to ±5°
Laser Diode	Class 2, 635–670 nm
Mount Threading	5/8"-11 and 1/4"-20
Power	(3) AA batteries
Operating Temperature	14°–122° F
Dimensions	4.1"×3.1"×1.6"
Weight	1.0 lb.

Includes:
Multipurpose Attachment
Mounting Strap
Recalibration Wrench
(3) AA Batteries
Belt Pouch

GPL3 Three-Point Self-Leveling Alignment Laser



INTERIOR **100ft**
30m

- ▶ Three-Point Plumb and Level Point Projection—Accurately transfers and aligns level, plumb, 90° and grade points
- ▶ Diamond-Cut Beam Splitter—Single diode projects all points for superior accuracy
- ▶ Smart Pendulum System—Self levels and indicates out-of-level condition; locks when switched off
- ▶ Multipurpose Attachment—Position and mount with magnets, strap or threaded mounts (5/8"-11, 1/4"-20)

Optional laser accessories available on pages 310–318.

Specifications	
Accuracy	±1/4" at 100 ft.
Range (up to)	100 ft.
Leveling Type, Range	Self-leveling, up to ±5°
Laser Diode	Class 2, 635–670 nm
Mount Threading	5/8"-11 and 1/4"-20
Power	(3) AA batteries
Operating Temperature	14°–122° F
Dimensions	4.1"×3.1"×1.6"
Weight	0.9 lbs.

Includes:
Multipurpose Attachment
Mounting Strap
Recalibration Wrench
(3) AA Batteries
Belt Pouch



GPL2 Two-Point Self-Leveling Laser



INTERIOR **30 ft.**
10 m

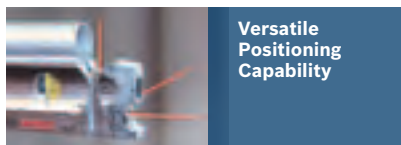

- ▶ Two-Point Plumb Projection—Accurately transfers points from floor to ceiling
- ▶ Over-the-Track Application Design—Accurately transfers and aligns points by magnetically mounting to metal surfaces
- ▶ Automatic Out-of-Level Sensing—Blinking lasers indicate out-of-level condition
- ▶ Robust and Ergonomic Over-Molded Housing—Water and dust protection to ensure dependable operation and sure grip

Optional laser accessories available on pages 310–318.

Specifications	
Accuracy	±1/8" at 50 ft.
Range (up to)	30 ft.
Leveling Type, Range	Self-leveling, up to ±5°
Laser Diode	Class 2M, 630–670 nm
Mount Threading	1/4"-20
Power	(3) AA batteries (not included)
Operating Temperature	32°–104° F
Dimensions	2.5" × 4.6" × 4.3"
Weight	1.2 lbs.

Includes:
Belt Pouch

GPL3T Three-Point Torpedo Alignment Laser



Versatile Positioning Capability

INTERIOR **100 ft.**
30 m

- ▶ Three-Point Plumb, Level and Square-Point Projection—Accurately transfers and aligns plumb, level, square and grade points
- ▶ Diamond-Cut Beam Splitter—Single diode projects all points for superior accuracy
- ▶ Versatile Positioning Capability—With precision bubble vials, leveling base, pipe groove, magnets, 1/4"-20 tripod mount, alignment shoulders and positioning tip
- ▶ Precision Crafted—Anodized and machined for superior accuracy and durability

Optional laser accessories available on pages 310–318.

Specifications	
Accuracy	±1/4" at 75 ft.
Range (up to)	100 ft.
Leveling Type, Range	Manual, bubble vial
Laser Diode	Class 2, 635–670 nm
Mount Threading	1/4"-20
Power	(3) AA batteries
Operating Temperature	14°–122° F
Dimensions	9.5" × 1.0" × 1.8"
Weight	1.6 lbs.

Includes:
Leveling Base
(3) AA Batteries
Belt Pouch

Self-Leveling Rotary Lasers



Bosch rotary lasers were designed for productivity and performance. Electronic self-leveling accuracy allows the job to be done with confidence on many interior and exterior applications. Simple setup makes it easy to level anywhere. Bosch offers solutions with the right features and packages to fit your application.

Quick Tool Selection Guide

	GRL300HVG	GRL300HV	GRL400H
IDEAL FOR:	Interior	Interior/Exterior	Exterior
Long Distance Range (≥ 1000 ft.)	●	●	●
Horizontal Leveling	●	●	●
Vertical Layout with 90° Plumb	●	●	
Variable Speed and Scan Angles	●	●	
Green Beam Technology	●		



Versatile Positioning Capability

Ideal for level and alignment of interior construction jobs, including ceilings, walls and partitions.



Fast and Accurate

Convenient leveling of floors, concrete and interior, and exterior surfaces.

GRL300HVG


Self-Leveling Green Beam Rotary Laser with Layout Beam

Fast, Fully Automatic and Self-Leveling with Bright Green Beam Laser for Better Visibility

3X *Brighter than a standard red beam*

Protected cage for head assembly provides access to quickly hand-position the laser beam on a known point or work area

Electronic self-leveling in both horizontal and vertical position with 90° layout beam for easy setup and square layout



Full selection of beam visibility enhancements such as variable-speed selection and variable-scan angles for maximum visibility in light conditions

Two large, easy-to-grip carrying handles protect keypad

Up to 40 hours of battery life on two D-cell batteries

Disturbance monitor indicates when the laser may have been moved or disturbed from its self-leveled condition



Enhanced Visibility

The Bosch GRL300HVG is equipped with high-powered laser diodes for better indoor visibility. Its green beam technology provides up to three times better visibility than red beam lasers.

GRL300HVG Self-Leveling Green-Beam Rotary Laser with Layout Beam**NEW**

INTERIOR

1000ft
300m

- ▶ Bright Green-Beam Laser—Three times brighter than standard red beam
- ▶ Fast Horizontal and Vertical Self-Leveling with Disturbance Monitor—For level and alignment, plus a 90° layout beam
- ▶ Accurate up to $\pm 1/8"$ at 100 ft. (horizontal and vertical)
- ▶ Full Selection of Beam-Visibility Enhancements—Variable-speed selection and variable-scan angles for maximum visibility in light conditions

Optional laser accessories available on pages 310–318.

Specifications	
Accuracy (up to)	$\pm 1/8"$ at 100 ft.
Range (up to) without Receiver (Diameter)	650 ft.
Range (up to) with Receiver (Diameter)	1,000 ft.
Leveling Type, Range	Self-leveling, up to $\pm 5^\circ$
Laser Diode	Class 3R, 525–540 nm
Mount Threading	5/8"-11
Power	(2) D batteries
Operating Temperature	14°–104° F
Dimensions	7.5" x 7.1" x 6.7"
Weight	3.9 lbs.

Includes:

Full-Function Remote Control
Wall Mount
Target **1608M0005K**
Laser Glasses **1608M0005J**
(2) D Batteries
Carrying Case

GRL300HV Self-Leveling Rotary Laser with Layout Beam

INTERIOR EXTERIOR

1000ft
300m

- ▶ Fast Horizontal and Vertical Electronic Self-Leveling with Disturbance Monitor—For level and alignment, plus a 90° layout beam
- ▶ Accurate up to $\pm 1/8"$ at 100 ft. (horizontal and vertical)
- ▶ Full Selection of Beam-Visibility Enhancements—Variable-speed selection and variable-scan angles for maximum visibility in light conditions
- ▶ Full Range of Accessories—Including full-function remote control for one-person operation

Optional laser accessories available on pages 310–318.

Specifications	
Accuracy (up to)	$\pm 1/8"$ at 100 ft.
Range (up to) without Receiver (Diameter)	300 ft.
Range (up to) with Receiver (Diameter)	1,000 ft.
Leveling Type, Range	Self-leveling, up to $\pm 5^\circ$
Laser Diode	Class 3R, 630–670 nm
Mount Threading	5/8"-11
Power	(2) D batteries
Operating Temperature	14°–122° F
Dimensions	7.5" x 7.1" x 6.7"
Weight	3.9 lbs.

Includes:

Full-Function Remote Control
Wall Mount
Target **1608M0005C**
Laser Glasses **1608M0005B**
(2) D Batteries
Carrying Case

**Laser Tool Accessories**

Increase performance and get the most out of your laser tool by having the right accessory. See pages 310–318.

GRL300HVD Self-Leveling Rotary Laser Kit with Laser Receiver**NEW**

INTERIOR EXTERIOR

1000ft
300m

- ▶ Fast Horizontal and Vertical Electronic Self-Leveling with Disturbance Monitor—For level and alignment, plus a 90° layout beam
- ▶ Accurate up to $\pm 1/8"$ at 100 ft. (horizontal and vertical)
- ▶ Full Selection of Beam-Visibility Enhancements—Variable-speed selection and variable-scan angles for maximum visibility in light conditions
- ▶ Full Range of Accessories—Including full-function remote control for maximum one-person operation

Optional laser accessories available on pages 310–318.

Same specifications as GRL300HV on the left.

Includes:

Laser Receiver with Mounting Bracket
Full-Function Remote Control
Wall Mount
Target **1608M0005C**
Laser Glasses **1608M0005B**
(2) D Batteries
9V Battery
Carrying Case

GRL300HVCK Self-Leveling Rotary Laser Complete Kit**NEW**

INTERIOR EXTERIOR

1000ft
300m

Same features as GRL300HV on the left.

- ▶ Complete Kit of Accessories—Including full-feature receiver, tripod, grade rod and remote control for one-person operation

Optional laser accessories available on pages 310–318.

Same specifications as GRL300HV on the left.

Includes:

Laser Receiver with Mounting Bracket
Full-Function Remote Control
Wall Mount
Target **1608M0005C**
Laser Glasses **1608M0005B**
(2) D Batteries
9V Battery
Aluminum Tripod
Grade Rod
Carrying Case

**RC1 Full-Function Remote Control**

For one-person operation.



GRL400H Self-Leveling Rotary Laser with Laser Receiver**NEW**

EXTERIOR

1300ft
400m

- ▶ Long Working Range of 1300 ft. with Accuracy up to $\pm 3/32$ " at 100 ft.—Ideal for exterior applications
- ▶ Robust Design with Glass-Enclosed Cage—For better protection and water/dust resistance (IP56)
- ▶ Fast Horizontal Electronic Self-Leveling with Disturbance Monitor—Ensures consistent leveling accuracy on the jobsite
- ▶ Includes Rotary Laser Receiver—Aids in detection at greater distances

Optional laser accessories available on pages 310–318.

Specifications

Accuracy (up to)	$\pm 3/32$ " at 100 ft.
Range (up to) with Receiver (Diameter)	1,300 ft.
Leveling Type, Range	Self-leveling, up to $\pm 5^\circ$
Laser Diode	Class 2, 630–670 nm
Mount Threading	5/8"-11
Power	(2) D batteries
Operating Temperature	14°–122° F
Dimensions	7.2" x 6.7" x 7.4"
Weight	3.9 lbs.

Includes:

Laser Receiver and Bracket
(2) D Batteries
9V Battery
Carrying Case

GRL400HCK Self-Leveling Rotary Laser Complete Exterior Kit**NEW**

EXTERIOR

1300ft
400m

Same features as GRL400H above.

- ▶ Complete Kit of Accessories—Including tripod, grade rod and rotary laser receiver for maximum one-person operation

Optional laser accessories available on pages 310–318.

Same specifications as GRL400H above.

Includes:

Laser Receiver and Bracket
(2) D Batteries
9V Battery
Aluminum Tripod
Grade Rod
Carrying Case



Automatic Optical Level



GOL26 Automatic Optical Level

Self-leveling compensator with transport lock protects pendulum in carrying case against damage and loss of calibration

Large aperture 26X-power lens allows more light for a sharper image and excellent magnification

Solid-metal base and three precision leveling screws provides stability in all weather for precision leveling



Both horizontal/vertical crosshairs and stadia lines measures level, alignment and estimates distance

Circular bubble vial with 90° prism for fast, easy setup



Horizontal circle graduation for determining angles in 1° increments with fine-motion knob

GOL26 Automatic Optical Level



EXTERIOR

330ft
100m



- ▶ Accurate up to $\pm 1/16"$ at 100 ft.
- ▶ Large Aperture 26X-Power Lens—Allows more light for a sharper image and excellent magnification
- ▶ Self-Leveling Compensator with Transport Lock—Protects pendulum in carrying case against damage and loss of calibration
- ▶ Both Horizontal/Vertical Crosshairs and Stadia Lines—Measures level, alignment and estimates distance

Optional accessories available on pages 310–318.

Specifications

Accuracy (up to)	$\pm 1/16"$ at 100 ft.
Range (up to) (Radius)	330 ft.
Leveling Type	Magnetically dampened compensator
Mount Threading	5/8"-11
Dimensions	8.3" x 5.3" x 5.6"
Weight	3.7 lbs.

Includes:

Plumb Bob
Tool Kit
Carrying Case



























Measuring Tool Accessories

Measuring and Layout Tools

11



Quick Accessory Selection Guide

	Point Alignment Lasers				Line Lasers				Rotary Lasers			Optical
												
	GCL 25	GPL5	GPL3	GPL2	GLL2-40	GLL3-80	GLL2-80	GLL2-50	GRL400H	GRL300HVG	GRL300HV	GOL26
Receivers												
LR1 									●		●	
LR1G 										●		
LR30 									◐		●	
LR2 						●	●	●				
Tripods												
BT160 	◐	◐	◐	○	●	●	●	○	●	●	●	●
BT170 HD 	◐	◐	◐	○	◐	●	●	○	●	●	●	●
BT300 HD 	◐	◐	◐	○	◐	●	●	○	●	●	●	◐
Poles and Rods												
BP350 	◐	◐	◐	◐	●	●	●	●				
GR16 					◐	◐	◐	◐	●	●	●	●
GR500 					◐	◐	◐	◐	●	●	●	●
Mounts												
WM4 					◐	◐	◐		◐	●	●	
WM1 	●	◐	◐		●	●	●	●				

●=Ideal ◐=Possible ○=Possible with Adapter

Laser Receivers

LR1 Rotary Laser Receiver

Works with Bosch and Most Red-Beam Rotary Lasers

Go Further with Precision

Increases laser detection at greater distances.

Audible detection signal On/Off/volume for ease of use in varied jobsite conditions

Front and back LCD display for easy visual readout on both sides of receiver



Built-in heavy-duty magnets for secure attachment to metal surfaces

LCD arrow display and selectable audio signal give clear high/low on-grade position indication

Ergonomic soft grip for secure grip and comfort

Built-in bubble vial aids in keeping receiver level



Simple and Secure Assembly to Leveling Rod with Mounting Bracket

For quick and accurate leveling applications.

LR1 Rotary Laser Receiver



INTERIOR EXTERIOR

- ▶ Dual-Sided LCD Display—For easy visual readout on both sides of receiver
- ▶ Built-in Heavy-Duty Magnets—For secure attachment to metal surfaces; convenient usage at greater distances
- ▶ LCD Arrow Display and Selectable Audio Signal—Give clear high/low on-grade position indication
- ▶ Works with Bosch and most red-beam rotary lasers

Specifications	
Range (up to)	650 ft.
Accuracy	±1 mm / ±3 mm
LCD Display	Dual-sided
Audible Signal	On/Off
Power	9V battery
Operating Temperature	14°–122° F
Dimensions	5.8" × 2.9" × 1.5"
Weight	0.44 lbs.

Includes:
Mounting Bracket
9V Battery

LR1G Green-Beam Rotary Laser Receiver



INTERIOR

- Same features as LR1 above.**
- ▶ Works with Bosch and most green-beam rotary lasers

Specifications	
Range (up to)	500 ft.
Accuracy	±1 mm / ±3 mm
LCD Display	Dual-sided
Audible Signal	On/Off
Power	9V battery
Operating Temperature	14°–122° F
Dimensions	5.8" × 2.9" × 1.5"
Weight	0.44 lbs.

Includes:
Mounting Bracket
9V Battery

LR30 Rotary Laser Receiver



INTERIOR EXTERIOR

- ▶ Dual-Sided LED Indicator Lights—With high/low on-grade and audible signals
- ▶ Built-in Heavy-Duty Magnets—For secure attachment to metal surfaces
- ▶ Heavy-Duty Mounting Bracket Included—Attaches receiver to leveling rod
- ▶ Works with Bosch and most red-beam rotary lasers up to 600 rpm

Specifications	
Range (up to)	500 ft.
Accuracy	±1 mm / ±3 mm
LED Indicators	Dual-sided
Audible Signal	Yes
Power	9V battery
Operating Temperature	32°–122° F
Dimensions	5.2" × 2.3" × 1.2"
Weight	0.75 lbs.

Includes:
Mounting Bracket
9V Battery

LR2 Line Laser Receiver



INTERIOR EXTERIOR

- ▶ Dual-Sided LCD Display—For easy visual readout on both sides of receiver
- ▶ Indicator Lights and Audible Detection Signal On/Off—For ease of use in various jobsite conditions
- ▶ Built-In Magnets—For secure attachment to metal surfaces
- ▶ Simple and Secure Assembly of Leveling Rod—With mounting bracket for quick and accurate leveling applications

Specifications	
Range (up to)	165 ft.
Accuracy	±1 mm / ±3 mm
LCD Display	Dual-sided
Audible Signal	On/Off
Power	9V battery
Operating Temperature	14°–122° F
Dimensions	5.9" × 2.9" × 1.6"
Weight	0.44 lbs.

Includes:
Mounting Bracket
9V Battery



Aluminum Tripods

BT300 HD

Heavy-Duty Aluminum Elevator Tripod



Collet locks provide firm, positive locking action

Precise graduations in centimeters/millimeters and feet/inches to facilitate precise changes in elevation of the instrument



Gear and rack system for smooth, continuous motion with main column height adjustment range of 20"



Lightweight, heavy-gauge aluminum design


Quick-clamp release



All-surface rubber feet with retractable sharp metal points

Ideal for Rotary Lasers on the Jobsite

Up to 20" of adjustable height plus additional 25" of height range available with extension column for a total height range of 110"



BT300 HD Heavy-Duty Aluminum Elevator Tripod



EXTERIOR

110in
280 cm

- ▶ Lightweight, heavy-gauge aluminum design
- ▶ Quick-Release Tripod—With two-section adjustable center column
- ▶ Collet Locks—Provide firm, positive locking action
- ▶ Main Elevator Column is Graduated in cm/mm and ft/inches—To facilitate precise changes in elevation of instrument

Specifications	
Head Type	Flat, elevator
Clamping Style	Quick clamp
Extended Height	110"
Closed Height	47"
Thread Mount	5/8"-11
Weight	16.0 lbs.

Includes:

Heavy-Duty Poly Webbing Shoulder Strap

BT170 HD Heavy-Duty Aluminum Tripod



EXTERIOR

65in
166 cm

- ▶ Lightweight Heavy-Gauge Aluminum Design—With double-banded legs for added stability
- ▶ Electrostatic, Powder-Painted Casting—For a durable and long-lasting finish
- ▶ Stronger and more rigid versus comparable tripods
- ▶ Hinges attached with screws, not rivets

Specifications	
Head Type	Flat
Clamping Style	Quick clamp
Extended Height	65"
Closed Height	42"
Thread Mount	5/8"-11
Weight	12.0 lbs.

Includes:

Heavy-Duty Poly Webbing Shoulder Strap

BT160 Aluminum Contractors' Tripod



INTERIOR EXTERIOR

63in
160 cm

- ▶ Lightweight Aluminum Design
- ▶ Electrostatic Powder-Painted Casting—For a durable and long-lasting finish
- ▶ Positive-Locking Quick Clamp
- ▶ 5/8"-11 Thread-Stud, Flat-Head Tripod—Universal with string hook for plumb bob

Specifications	
Head Type	Flat
Clamping Style	Quick clamp
Extended Height	63"
Closed Height	38"
Thread Mount	5/8"-11
Weight	9.0 lbs.

Includes:

Heavy-Duty Poly Webbing Shoulder Strap



Aluminum Telescoping Leveling Rods

GR500 Aluminum Telescoping Leveling Rod



EXTERIOR

- ▶ Grade I "E"-type metric rod
- ▶ Maximum Height Extended—Five meters graduated in meters/centimeters
- ▶ Anodized Aluminum Sections—Imprinted with weather- and corrosion-resistant inks
- ▶ Injection-molded sectional joints and high-strength locking buttons

Specifications	
Maximum Height	16 ft.
Graduations	Meters/centimeters
Sections	5
Section Clamping Style	High-strength locking buttons
Weight	4.5 lbs.

GR16 Aluminum Telescoping Leveling Rod



EXTERIOR

- ▶ Maximum Height Extended—16 ft. graduated in feet/inches/8ths
- ▶ Anodized Aluminum Sections—Imprinted with weather- and corrosion-resistant inks
- ▶ Injection-molded sectional joints and high-strength locking buttons
- ▶ Lightweight and durable aluminum alloy

Specifications	
Maximum Height	16 ft.
Graduations	Feet/inches/8ths
Sections	5
Section Clamping Style	High-strength locking buttons
Weight	4.5 lbs.

Telescoping Pole System



BP350 Telescoping Pole System

Complete line laser tool positioning system

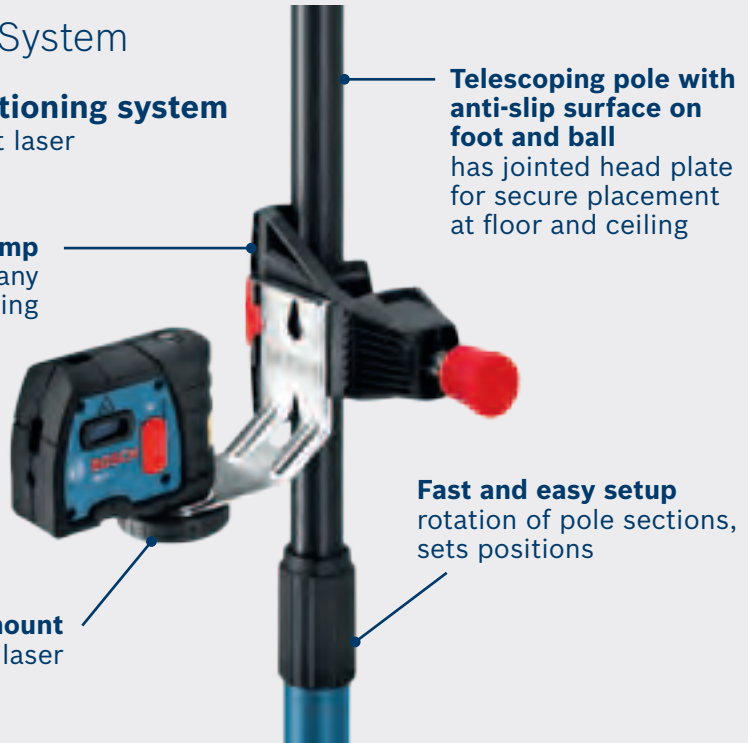
Adds versatility to your line or point laser

Quick-set mounting clamp
for easy placement at virtually any height between floor and ceiling

Pole range of 4.6 to 11.5 ft.

Laser tool not included

Swiveling 1/4"-20 threaded mount
for attachment of line or point laser



Telescoping pole with anti-slip surface on foot and ball
has jointed head plate for secure placement at floor and ceiling

Fast and easy setup
rotation of pole sections, sets positions

BP350 Telescoping Pole System



INTERIOR EXTERIOR

- ▶ Complete Laser Tool Positioning System—Pole, clamp and tool mount all included
- ▶ Telescoping Pole with Anti-Slip Surface on Foot and Ball—Jointed head plate for secure placement at floor and ceiling
- ▶ Quick-Set Clamp—For easy placement at virtually any height between floor and ceiling
- ▶ Swiveling 1/4"-20 Threaded Mount—For attachment of layout laser

Specifications

Height Adjustment Range	4.6–11.5 ft.
Mount Threading	1/4"-20
Max. Tool Weight	4.4 lbs.
Dimensions	4.6–11.5 ft. height
Weight	5.5 lbs.

Includes:

Telescoping Pole
Tool Mount
Mounting Clamp

Wall Mounts



WM4 Wall Mount

INTERIOR

- ▶ Positions Laser Tool on Wall—Mounts securely to ceiling trim using clip and clamping screw or use keyhole slots to position on wall
- ▶ Vertical Sliding Platform with Locking Device—Allows 6" height adjustment for secure and precise positioning
- ▶ 5/8"-11 Mounting Thread Holds Instrument in Position—Mount can be used in both horizontal and laydown (vertical) positions
- ▶ Attaches easily to most rotary lasers and line lasers with 5/8"-11 thread



WM1 Wall Mount

INTERIOR EXTERIOR

- ▶ Microfine Height Adjustment System—For quick adjustment and secure locking of the working height
- ▶ Retractable Feet for Freestanding Use—For use as a minitripod
- ▶ Multimounting Systems—Strong magnets, 5/8"-11 and 1/4"-20 thread, slots for screws or nails, raceways or optional straps
- ▶ Compatible with Bosch BP350



Remote Control, Glasses and Targets

RC1 Remote Control

- ▶ Pocket sized
- ▶ Easy to operate
- ▶ Offers maximum one-person operation convenience
- ▶ Full Function of all Features on Rotary Laser—Compatible with GRL300HV and GRL300HVG



DLA001 Laser Distance Measuring Glasses

- ▶ Provides enhancement of laser beam in bright-light conditions
- ▶ One size fits most



Laser Glasses

- ▶ Provides enhancement of laser beam in bright-light conditions
- ▶ Available in red and green
- ▶ One size fits most



DLA002 Laser Distance Measure View Enhancing Target

- ▶ For easy target aiming



Magnetic Target

- ▶ Used for interior view for walls and ceiling alignment
- ▶ Half reflective when laser is behind and half transparent when laser is in front of operator
- ▶ Available in red and blue




Item #	Description	For Use With
1608M0005B	Red laser glasses	Red beam lasers
1608M0005J	Green laser glasses	Green beam lasers

Item #	Description	For Use With
1608M0005C	Red magnetic target	Red beam lasers
1608M0005K	Blue magnetic target	Green beam lasers




Product Safety Information


Laser products shown in this catalog have the following applicable safety labels referred to by their listed classification.

 IEC 60825-1:2007-03
≤1 mW @ 630-670 nm
2


Laser Radiation. Do not stare into the beam.
Class 2 Laser product.
Complies with 21 CFR 1040.10 and 1040.11 except for deviations pursuant to Laser Notice 50, 6/24/2007.
Radiación Láser. No mire al rayo.
Producto Láser de Clase 2.
Cumple con las normas 21 CFR 1040.10 y 1040.11, excepto por las desviaciones conforme al Aviso para Láseres 50 del 24 de julio de 2007.
Rayonnement laser. Ne regardez pas directement dans le faisceau.
Produit laser de Classe 2.
Conforme à 21 CFR 1040.10 et 1040.11, sauf pour les écarts suivant l'Avis laser 50, 24/07/2007.

 IEC 60825-1:2007-03
≤1 mW @ 630-670 nm
2M

Laser Radiation. Do not stare into the beam or view directly with optical instruments.
Class 2M Laser product.
Complies with 21 CFR 1040.10 and 1040.11 except for deviations pursuant to Laser Notice 50, 6/24/2007.
Radiación Láser. No mire hacia el rayo. No mirar con instrumentos ópticos.
Producto Láser de Clase 2M.
Cumple con las normas 21 CFR 1040.10 y 1040.11, excepto por las desviaciones conforme al Aviso para Láseres 50 del 24 de julio de 2007.
Rayonnement laser. Ne pas regarder le rayon. Ne pas regarder avec instruments.
Produit laser de Classe 2M.
Conforme à 21 CFR 1040.10 et 1040.11, sauf pour les écarts suivant l'Avis laser 50, 24/07/2007.

 IEC 60825-1:2007-03
≤5 mW @ 630-670 nm
3R

Laser Radiation. Avoid direct eye exposure.
Class 3R Laser product.
Complies with 21 CFR 1040.10 and 1040.11 except for deviations pursuant to Laser Notice 50, 6/24/2007.
Radiación Láser. No mirar hacia el rayo.
Producto Láser de Clase 3R.
Cumple con las normas 21 CFR 1040.10 y 1040.11, excepto por las desviaciones conforme al Aviso para Láseres 50 del 24 de julio de 2007.
Rayonnement laser. Ne pas regarder le rayon.
Produit laser de Classe 3R.
Conforme à 21 CFR 1040.10 et 1040.11, sauf pour les écarts suivant l'Avis laser 50, 24/07/2007.

 IEC 60825-1:2007-03
≤5 mW @ 525-540 nm
3R

Laser Radiation. Avoid direct eye exposure.
Class 3R Laser product.
Complies with 21 CFR 1040.10 and 1040.11 except for deviations pursuant to Laser Notice 50, 6/24/2007.
Radiación Láser. No mirar hacia el rayo.
Producto Láser de Clase 3R.
Cumple con las normas 21 CFR 1040.10 y 1040.11, excepto por las desviaciones conforme al Aviso para Láseres 50 del 24 de julio de 2007.
Rayonnement laser. Ne pas regarder le rayon.
Produit laser de Classe 3R.
Conforme à 21 CFR 1040.10 et 1040.11, sauf pour les écarts suivant l'Avis laser 50, 24/07/2007.

Wallscanner D-TECT™150



This device complies with Part 15 of the FCC Rules. Operation is subject to the following two conditions:
1.) This device may not cause harmful interference, and
2.) This device must accept any interference received, including interference that may cause undesired operation.
FCC ID: TXT-DTECT150A
IC: 909H-DTECT150A

GMS120



To reduce the risk of injury or property damage, read the instruction manual. Under certain conditions, detector may not identify all objects. Wood detection mode may indicate water-filled pipes. Shut off services before drilling, cutting, etc... into walls.



Measure Smart

Bosch measuring technology

Now you can get the same Bosch quality, durability and reliability in a NEW line of measuring and layout lasers. If you demand precision and durability on the jobsite, trust Bosch measuring tools to help you work smarter!



BOSCH
Invented for life

www.boschtools.com/measure



Storage Solutions

Click & Go Storage Solutions

Storage Solutions



One-Click Stacking

- ▶ Cases easily lock together for transport

Top, Front and Side Handles

- ▶ Provides three carrying options for comfort in any situation (L-BOXX-1 and L-BOXX-2)

Quick Tool Access

- ▶ Latches quickly lock or unlock for easy tool access

Lockable Cases

- ▶ For theft security



L-BOXX® Click & Go

All New Bosch Storage Solutions

The new Bosch Click & Go system, featuring the L-Boxx®, is designed to improve tool and accessory organization, plus transportation to and from the jobsite.



Click & Go Storage Solutions

Coming Spring 2012.
See www.boschtools.com for more details.

12V MAX Build Your Own 12V Combo Kit

Step 1	Step 2	Step 3	Step 4
<p>Choose complete kit</p> 	<p>Choose additional bare tool(s)</p> 	<p>Choose additional L-Boxx® if needed</p> 	<p>Click & Go</p> 

18 VOLT Build Your Own 18V Combo Kit

Step 1	Step 2	Step 3	Step 4
<p>Choose complete kit</p> 	<p>Choose additional bare tool(s) (L-Boxx® included)</p> 	<p>Choose additional L-Boxx® (optional)</p> 	<p>Click & Go</p> 

L-BOXX-1

NEW



- ▶ Ideal for 12V Max drill/drivers
- ▶ Compatible with PS10, PS11, PS21, PS31, PS41, PS60, FL11

See page 73 for PS31-2AL



Specifications	
Height	4-1/2"
Width	14"
Length	17-1/2"
Weight	4.5 lbs.

L-BOXX-1A

NEW



- ▶ Ideal for accessories and fasteners

Includes: 13 accessory inserts

Specifications	
Height	4-1/2"
Width	14"
Length	17-1/2"
Weight	7.0 lbs.

L-BOXX-2

NEW



- ▶ Ideal for 18V drill/drivers and smaller woodworking tools
- ▶ Compatible with PS50, 25618, DDS181, DDH181, HDH181, HDS181, 33618, 37618, RHH180, RHS181, JSH180, CAG180, DGS181, PLH181, JS260, JS365, JS470E, JS470EB, 1640VS, 1297DK, 1239D, PR10E, PR20EVS

See page 75 for PS50-2BL



See page 200 for MX30EL-37



See page 201 for MX25EL-37



See page 210 for 1590EVSL



See page 210 for 1591EVSL



See page 210 for JS572EL



See page 211 for JS572EBL



Specifications	
Height	6"
Width	14"
Length	17-1/2"
Weight	5.0 lbs.

L-BOXX-3

NEW



- ▶ Ideal for planers, cordless circular saws and routers
- ▶ Compatible with BSH180, CRS180, 1651K, 1671K, CCS180, 3107DVS, 3725DEVS, 3727DEVS, ROS10, ROS20, 1274DVS, 3365, 1594, PL1682, FNH180

See page 97 for SG450AF



See page 255 for ROS65VCL



Specifications	
Height	10"
Width	14"
Length	17-1/2"
Weight	6.0 lbs.

L-BOXX-4

NEW



- ▶ Ideal for routers
- ▶ Compatible with MRP23EVS, 1617EVS, 1619EVS

Specifications	
Height	15"
Width	14"
Length	17-1/2"
Weight	7.5 lbs.

L-CART

NEW



- ▶ Ideal for increasing L-Boxx® mobility
- ▶ Capacity up to 275 lbs.

*Available Summer 2012

Specifications	
Height	42-1/4"
Width	20"
Length	20-5/8"
Weight	7.7 lbs.



Unmatched Reliability. **Maximum Uptime**

Best-In-Class Service for Best-In-Class Tools



BOSCH

Invented for life



Bosch Power Tools deliver proven durability, innovation and performance.

ServiceFirst is the Bosch commitment to providing the industry's best service and support programs. No other brand offers the Bosch level of service coverage. With hundreds of service partners and repair centers nationwide, power tools and measuring tools are repaired quickly by factory-trained technicians using genuine Bosch service parts.

Explore the many service options listed here or go online at www.boschtools.com for additional information about the Bosch Service Network, online product registration, manuals, parts and more.



ProVantage™ Protection Plan*

Registration has its rewards

Three-year protection for all Bosch cordless tools.

- ▶ Tool replacement option for the first year
- ▶ No-charge battery replacement for two years
- ▶ No-charge tool repair for three years^Δ
- ▶ Dedicated toll-free access for all members, call 888-919-7272



MaxVantage™ Repair Program

Ask for it on all Bosch repairs

Guaranteed to have your tool repaired and back on the job faster.

- ▶ No hassles, no surprises, no lost time
- ▶ Simple “will not exceed” pricing on all non-warranty repairs
- ▶ Backed by a one-year repair warranty



RapidRepair®†

Fast service. Local convenience. Guaranteed.

Tool repairs in five days or less** or it's free!

- ▶ Drop off and pickup at any local RapidRepair® partner
- ▶ Applies to all warranty and non-warranty repairs
- ▶ All repairs have a six-month warranty
- ▶ Specify MaxVantage™ and double your repair warranty

** Ready for pickup in five business days or less (Monday-Friday)

EasyShip Tool Repair†

Drop-off at any UPS store

Fast, convenient and cost effective no matter where you are.

- ▶ Free shipping to the nearest Bosch Factory Service Center for MaxVantage™ repairs
- ▶ Tools returned direct to you within 5–7 business days
- ▶ All MaxVantage™ repairs backed by one-year repair warranty

*Excluding laser, optical and locator instruments

ΔExcludes abuse, non-intended use or normal wear and tear



Bosch Parts & Service Online

www.boschtoolsservice.com

Order your genuine Bosch parts online in minutes at www.boschtoolsservice.com or contact your nearest Bosch Service Center or authorized service center at www.boschtools.com, or call 877-BOSCH99.



Please have your tool model number and serial number available.

Bosch Service Network

Bosch power tools are supported by a network of more than 600 authorized service centers and 600 RapidRepair® partners throughout the U.S., Canada and the Caribbean.

We recommend that all power tool service be performed by a Bosch service center or an authorized service center. Repairs performed by an unauthorized dealer may create a hazard and/or void product warranty.

To Obtain Warranty Service*

Deliver or ship complete tool (with battery and charger where appropriate) to nearest Bosch factory service center or authorized service center.

Include the following:

1. Your name, address, phone number, fax number and e-mail address
2. Nature of problem
3. How the tool was being used when the problem occurred
4. Dated proof-of-purchase, showing name and address of dealer where the tool was purchased

To Obtain Out-of-Warranty Service

Deliver or ship complete tool (with battery and charger where appropriate) to nearest Bosch service center or authorized service center. Include a note with the above information. There's no need to include proof-of-purchase, but please indicate if you would like a MaxVantage™ repair.

*Certain terms and conditions apply. Visit www.boschtools.com or call 877-BOSCH99 for more information.

Index

13CG-45	41	11317EVS	27	27262	122	35414	134	38375	131	61944	137
18CG-5E	41	11321EVS	21	27263	122	35422	134	38377	131	61945	137
18CG-6E	41	11335	29	27264	122	35423	134	38379	131	61946	137
18CG-45E	41	11387	26	27268	122	35424	134	38381	131	82085M	237
18DC-4K	41	11388	21	27269	122	35425	134	38383	131	82086M	237
18DC-5E	41	11536C-1	92	27271	122	35426	134	38509	127	82808	251
18DC-6E	41	11536C-2	92	27273	122	35427	134	38636-01	90	82810	251
18SG-5E	41	11536VSR	91	27274	122	35428	134	38636B	90	82811	251
18SG-5K	41	16768	125	27275	122	35429	134	38639	136	82816	236
18SG-7	41	18636-01	90	27276	122	35430	134	38641	136	82818	236
19CG-7	41	18636-02	91	27279	122	35431	134	38642	136	83004	235
19CG-9	41	18636-03	91	27280	122	35432	134	38645	136	83038	235
19DC-7	55	18636B	90	27281	122	35433	134	38646	136	83039	235
19DC-9	55	24618-01	82	27282	122	35693	133	38652	136	83044	235
1006VSR	98	24618-02	82	27283	122	35694	133	38653	135	83045	235
1013VSR	99	24618B	82	27284	122	35695	133	38655	135	83046	235
1030VSR	98	25020	125	27285	122	35696	133	38657	135	83047	235
1033VSR	99	25021	125	27286	122	35697	133	38666	135	83048	235
1034VSR	100	25618-01	82	27287	121, 137	35698	133	38686	136	84206M	237
1132VSR	100	25618-02	82	27360	126	35699	133	38687	136	84207	237
1191VSRK	7	25618B	82	27361	126	35701	133	38688	136	84209M	237
1209	66	26618-01	82	27362	126	36165	136	38689	132	84210M	237
1250DEVS	257	26618B	82	27363	126	36166	136	38690	132	84300M	246
1293D	263	26790	138	27364	126	36538	132	38691	132	84303M	246
1294VSK	261	26791	138	27365	126	36539	132	38692	132	84306M	246
1297DK	263	27001	128	27366	126	36540	132	38693	132	84309M	246
1364	61	27019	125	27367	126	36541	132	38694	132	84310M	246
1364K	61	27020	125	27368	126	36542	132	38695	132	84402M	241
1365	61	27021	125	27370	126	37151	129	38696	132	84405M	241
1365K	61	27022	125	27380	133	37153	129	38697	132	84408M	241
1375A	36	27023	125	27381	133	37155	129	38732	131	84413M	240
1380SLIM	36	27024	125	27382	133	37157	129	38734	131	84416M	240
1380SLIMK	36	27025	125	27386	133	37159	129	38763	131	84425M	240
1434R	100	27026	124	27387	133	37161	129	38765	131	84428M	240
1500C	66	27027	124	27388	133	37163	129	38767	131	84430M	240
1506	67	27028	124	27389	133	37165	129	38769	131	84431M	240
1508	67	27035	125	27391	133	37167	129	38771	131	84432M	241
1521	67	27036	125	27420	133	37169	129	38860	132	84433M	241
1529B	68	27045	133	27421	133	37171	130	38911	131	84434M	241
1530	68	27046	133	27422	133	37173	130	39534	128	84435M	241
1533A	68	27047	133	27423	133	37175	130	39535	128	84436M	241
1575A	268	27053	129	27424	133	37177	130	39536	128	84437M	240
1590EVSL	210	27070	135	27425	133	37382	135	39537	128	84438M	241
1591EVSL	210	27081	135	27427	133	37427	136	39538	128	84440M	240
1594K	265	27082	135	27437	135	37475	132	39539	128	84500M	244
1608M0005B	318	27083	135	27460	128	37475MH	132	39931	130	84501M	244
1608M0005C	318	27094	132	27461	128	37476	132	39933	130	84505M	250
1608M0005J	318	27095	132	27462	128	37476MH	132	39945	127	84508M	250
1608M0005K	318	27096	132	27463	128	37563	133	39947	127	84509M	249
1617	224	27096MH	132	27464	128	37565	133	39949	128	84510M	249
1617EVS	224	27097	132	27465	128	37582	136	39953	128	84512M	249
1617EVSP	224	27097MH	132	27466	128	37583	136	39957	128	84515M	242
1617EVSPK	225	27098	132	27467	128	37584	136	39959	128	84520M	247
1618EVS	225	27098MH	132	27468	128	37585	136	39961	128	84540M	248
1619EVS	225	27099	132	27481	129	37659	126	39972	137	84600M	236
1640VS	192	27099MH	132	27482	129	37659MH	126	40651	132	84601M	236
1651B	93	27100	132	27483	129	37661MH	126	40831	137	84602M	236
1651K	93	27100MH	132	27484	129	37663	126	40833	137	84603M	236
1671B	92	27101	132	27485	129	37663MH	126	40938	126	84611M	241
1671K	92	27101MH	132	27486	129	37713	130	41175	128	84620M	242
1677M	181	27102	132	27501	129	37715	130	41176	128	84621M	242
1772-6	54	27102MH	132	27502	129	37717	130	41177	128	84623M	249
1773AK	49	27103	132	27504	129	37719	130	41178	128	84624M	249
1775E	52	27104	132	27690	137	37721	130	41211	129	84625M	236
1800	37	27205	125	27710	137	37723	130	41751	130	84702M	248
1801	38	27206	125	27730	137	37725	130	41786	139	84703M	248
1803EVS	39	27207	125	27750	137	37727	130	42078	135	84705M	248
1806E	40	27208	125	27792	137	37729	130	42079	135	84706M	248
1810PS	37	27209	121, 125	28311	126	37731	130	42826	139	84709M	248
1810PSD	37	27210	121, 125	28313	126	37733	130	43074	124	84710M	248
1811PS	38	27211	121, 125	28314	126	37735	130	43075	124	85078	249
1811PSD	38	27212	121, 125	28315	126	37737	130	44071	135	85091	238
1812PSD	40	27213	121, 126	29049	127	37741	130	44103	135	85092	238
1821	39	27214	121, 126	29050	127	37743	130	44136	128	85093	238
1821D	39	27216	121, 126	29051	127	37745	130	44138	128	85094	238
1853-5	53	27217	121, 126	29052	127	37747	130	44217	132	85096	237
1873-8	53	27218	121, 126	29053	127	37749	130	45147	129	85098	237
1873-8D	53	27219	121, 127	29054	127	37751	130	45148	129	85100	237
1893-6	54	27220	121, 127	29055	127	37753	130	45149	129	85102	237
1942	268	27224	121, 127	29056	127	37755	130	45150	129	85104	237
1974-8	54	27225	121, 127	29057	127	37757	130	45151	129	85140	237
1974-8D	54	27226	121, 127	29059	127	37759	130	45152	129	85146	245
1994-6	55	27227	121, 127	29060	127	37763	130	45153	133	85146B50	245
1994-6D	55	27228	121, 127	29090	136	37765	130	45154	133	85147	245
3725DEVS	257	27229	121, 129	29091	136	37767	130	45184	127	85147B50	245
3727DEVS	257	27230	121, 129	31450	136	37769	130	45185	127	85152	238
3814	62	27231	121, 129	31452	136	37771	130	45186	127	85152B100	238
3931A-PB	272	27232	121, 129	31894	138	37773	130	45195	127	85153	238
3931A-PBH	273	27233	121, 130	31895	138	37893	136	45196	127	85153B100	238
3931B-SPB	273	27234	121, 130	31896	138	38215	137	45197	127	85154	238
4100	170	27235	121, 130	31897	138	38310	138	45468	129	85158	236
4100-09	171	27236	121, 130	34609	138	38328	136	45625	126	85159	236
4100DG-09	171	27237	121, 136	34610	138	38329	136	45626	126	85180	237
4310	166	27238	121, 136	34611	138	38333	130	45794	126	85181	237
4405	167	27239	121, 136	35013	129	38338	131	45912	125	85182	237
5312	166	27240	121, 136	35394	134	38340	131	45913	125	85183	245
7561-118	207	27241	121, 136	35395	134	38342	131	45914	125	85184	245
11240	20	27242	121, 136	35396	134	38344	131	45939	125	85185	245
11245EVS	21	27243	121, 136	35397	134	38346	131	46004	125	85187	245
11247	26	27244	121, 136	35398	134	38350	131	46005	125	85188	245
11250VSR	12	27245	122	35399	134	38352	131	48240	139	85189B50	245
11250VSRD	12	27246	122	35401	134	38352	131	48784	135	85201M	238
11253VSR	13	27251	122	35402	134	38354	131	61938	137	85204M	240
11255VSR	13	27254	122	35403	134	38365	131	61939	137	85205M	240
11263EVS	20	27258	122	35410	134	38367	131	61940	137	85206M	240
11264EVS	20	27259	122	35411	134	38369	131	61941	137	85207M	240

85210M.....	245	85430M.....	244	85681M.....	243	95727.....	152	396478.....	154	BH1005.....	107
85212M.....	236	85431M.....	244	85682M.....	243	95730.....	152	396479.....	154	BH1005B.....	107
85213M.....	236	85432M.....	241	85692M.....	250	95733.....	152	1601030009.....	27	BH2001.....	107
85214M.....	236	85433M.....	241	85693M.....	250	95734.....	152	1605510215.....	55	BH2001B.....	107
85215M.....	236	85434M.....	241	85694M.....	250	95735.....	151	1608030024.....	264	BH2002.....	107
85216M.....	244	85437M.....	244	85700M.....	242	95736.....	152	1608132006.....	266	BH2002B.....	107
85217M.....	245	85438M.....	244	85701M.....	250	95738.....	151	1608610000.....	58	BH2003.....	107
85218M.....	248	85439M.....	244	85702M.....	250	95739.....	151	1610502004.....	22	BH2003B.....	107
85219M.....	246	85440M.....	244	85708M.....	247	95740.....	151	1610508015.....	15	BH2005.....	107
85220M.....	246	85441M.....	244	85712M.....	247	95772.....	152	1610591006.....	15	BH2005B.....	107
85221M.....	237	85442M.....	244	85900M.....	239	95785.....	152	1618190006.....	15	BH2760VC.....	29
85222M.....	237	85444M.....	246	85901M.....	239	95786.....	152	1618190009.....	22	BH2760VCB.....	29
85223M.....	237	85445M.....	246	85902M.....	239	95788.....	152	1618571014.....	15	BH2760VCD.....	29
85224M.....	237	85446M.....	246	85903M.....	239	95789.....	152	1618580000.....	15	BH3001.....	107
85225M.....	237	85447M.....	246	85905M.....	239	95791.....	152	1618598151.....	27	BH3001B.....	107
85226M.....	237	85448M.....	246	85906M.....	239	95792.....	152	2600099005.....	260	BH3002.....	107
85227M.....	237	85449M.....	246	85907M.....	238	95794.....	152	2605411035.....	266	BH3002B.....	107
85228M.....	237	85450M.....	246	85908M.....	239	95795.....	152	2605411234.....	258	BH3003.....	107
85229M.....	237	85451M.....	246	85909.....	239	95797.....	152	2607000073.....	266	BH3003B.....	107
85230M.....	237	85452M.....	245	85910M.....	239	95798.....	152	2607001077.....	266	BH3005.....	107
85232M.....	237	85454M.....	237	85911M.....	239	95800.....	152	2607001079.....	264	BH3005B.....	107
85234M.....	236	85456M.....	246	85912M.....	239	95801.....	152	2607018010.....	268	BL0008.....	143
85235M.....	237	85457M.....	237	85913M.....	239	95803.....	152	2607018011.....	268	BL0.....	143
85236M.....	236	85458M.....	237	85914M.....	239	95804.....	152	2607018012.....	268	BL0013.....	143
85238M.....	236	85459M.....	237, 245	85915M.....	238	95806.....	152	2607018013.....	268	BL0015.....	143
85240M.....	248	85460M.....	237	85917M.....	239	95809.....	152	2607018296.....	15	BL20.....	143
85241M.....	237	85465M.....	237	85918M.....	239	95893.....	154	2608000492.....	206	BL0021.....	143
85242M.....	237	85466M.....	237	85961M.....	239	95895.....	154	2608000908.....	268	BL0026.....	143
85243M.....	237	85467M.....	246	85974M.....	239	95930.....	154	2608135020.....	268	BL0029.....	143
85244.....	245	85468M.....	246	85987M.....	238	95934.....	154	2608135021.....	268	BL0060.....	143
85244B50.....	245	85469M.....	237	85993M.....	238	95951.....	154	2608135022.....	268	BL2131.....	141
85244M.....	245	85471M.....	242	85997M.....	238	95952.....	154	2608135023.....	268	BL2132.....	141
85245.....	245	85480M.....	247	86002M.....	238	96303.....	150	2609199179.....	258	BL2133.....	141
85245B50.....	245	85483M.....	240	86007M.....	238	96304.....	150	2610014502.....	9 15	BL2134.....	141
85245M.....	245	85493M.....	240	86010M.....	238	96305.....	150	2610906281.....	266	BL2135.....	141
85245MB50.....	245	85495M.....	240	86019M.....	239	96306.....	150	3609390500.....	268	BL2136.....	141
85246.....	245	85496M.....	240	86026M.....	239	96307.....	150	3609390501.....	268	BL2137.....	141
85246B50.....	245	85497M.....	240	92813C.....	251	96308.....	150	3609390502.....	268	BL2138.....	141
85246M.....	245	85505M.....	251	92839.....	236	96309.....	150	AD2300.....	18	BL2139.....	141
85248M.....	236	85509M.....	244	92840.....	236	96310.....	150	AL14102.....	132	BL2140.....	141
85249M.....	236	85511M.....	244	95397.....	150	96311.....	150	AL18102.....	132	BL2141.....	141
85250M.....	237	85512M.....	244	95398.....	151	96314.....	150	AL316102.....	132	BL2142.....	141
85251M.....	237	85516M.....	244	95399.....	150	96315.....	150	AL332102.....	132	BL2143.....	141
85252M.....	237	85526M.....	244	95406.....	150	96316.....	150	AL516102.....	132	BL2144.....	141
85253M.....	237	85527M.....	251	95407.....	151	96317.....	150	AL532102.....	132	BL2145.....	141
85254M.....	237	85528M.....	251	95408.....	150	96318.....	150	AL564102.....	132	BL2146.....	141
85255M.....	237	85529M.....	251	95409.....	150	96320.....	152	AL732102.....	132	BL2147.....	141
85256M.....	237	85530M.....	251	95410.....	151	96321.....	152	AL764102.....	132	BL2148.....	141
85257M.....	237	85579M.....	240	95411.....	150	96322.....	152	AL964102.....	132	BL2149.....	141
85258M.....	237	85580M.....	240	95412.....	150	96323.....	152	AN01.....	112	BL2150.....	141
85259M.....	237	85581M.....	240	95413.....	150	96324.....	152	AN02.....	112	BL2151.....	141
85260M.....	237	85582M.....	240	95414.....	150	96325.....	152	B14601.....	108	BL2152.....	141
85261M.....	243	85583M.....	247	95415.....	150	96326.....	152	B14602.....	108	BL2153.....	141
85262M.....	237	85584M.....	241	95416.....	151	96327.....	152	B14603.....	108	BL2154.....	141
85263.....	237	85586M.....	241	95417.....	150	96328.....	152	B14604.....	108	BL2155.....	141
85264M.....	237	85587M.....	241	95418.....	150	96330.....	152	B14605.....	108	BL2156.....	141
85265M.....	237	85588M.....	241	95419.....	151	96331.....	152	B14606.....	108	BL2157.....	141
85266M.....	244	85590M.....	248	95420.....	150	96332.....	152	B14607.....	108	BL2158.....	141
85267M.....	244	85591M.....	242	95421.....	150	96333.....	152	B14609.....	108	BL2159.....	141
85268M.....	244	85592M.....	242	95423.....	151	96334.....	152	B14615.....	108	BL2160.....	141
85269M.....	244	85593M.....	240	95424.....	150	96335.....	152	B44504.....	151	BL2161.....	141
85270M.....	242	85594M.....	241	95432.....	150	96336.....	151	B44505.....	151	BL2162.....	141
85271M.....	242	85595M.....	241	95433.....	151	395908.....	154	B44509.....	151	BL2163.....	141
85272M.....	237	85596M.....	241	95434.....	150	396400.....	154	B44710.....	153	BL2164.....	141
85273M.....	237	85597M.....	240	95435.....	150	396401.....	154	B44711.....	153	BL2165.....	141
85274M.....	237	85599.....	240	95436.....	151	396402.....	154	B44712.....	153	BL2166.....	141
85276M.....	237	85600M.....	240	95437.....	150	396403.....	154	B44713.....	153	BL2167.....	141
85277M.....	237	85601M.....	244	95438.....	150	396404.....	154	B44714.....	153	BL2168.....	141
85278M.....	238	85602M.....	245	95439.....	151	396405.....	154	B44716.....	153	BL2169.....	141
85279M.....	237	85603M.....	247	95440.....	150	396410.....	154	B44717.....	153	BL2170.....	141
85280.....	243	85604M.....	241	95441.....	150	396411.....	154	B44718.....	153	BL2171.....	141
85283.....	246	85605M.....	241	95442.....	151	396412.....	154	B44719.....	154	BL2172.....	141
85284M.....	246	85606M.....	242	95443.....	150	396413.....	154	B44815.....	152, 153	BL2173.....	141
85285.....	243	85607M.....	242	95444.....	150	396414.....	154	B46022.....	152	BL2174.....	141
85285B100.....	243	85608M.....	249	95445.....	151	396415.....	154	B46023.....	152	BL2175.....	141
85286.....	243	85609M.....	251	95446.....	150	396416.....	154	B46024.....	152	BL2176.....	141
85286B100.....	243	85610M.....	251	95447.....	150	396417.....	154	B46025.....	152	BL2177.....	141
85287.....	243	85612M.....	242	95448.....	151	396418.....	154	B46026.....	152	BL2178.....	141
85288.....	243	85613M.....	237	95450.....	150	396419.....	154	B46027.....	152	BL2179.....	141
85289M.....	241	85614M.....	248	95451.....	151	396420.....	154	B46028.....	152	BL2181.....	141
85290M.....	241	85615M.....	248	95453.....	150	396421.....	154	B46029.....	152	BL2182.....	141
85291M.....	238	85616M.....	241	95456.....	150	396422.....	154	B46030.....	152	BL2183.....	141
85293M.....	241	85617M.....	236	95457.....	151	396423.....	154	B46212.....	152, 153	BL2184.....	141
85294M.....	241	85619M.....	238	95458.....	150	396424.....	154	B46215.....	153	BL2185.....	141
85295M.....	241	85620M.....	248	95459.....	150	396425.....	154	BAT412.....	77	BL2187.....	141
85296M.....	241	85621M.....	248	95460.....	151	396430.....	154	BAT413.....	77	BL2188.....	141
85297M.....	241	85622M.....	248	95461.....	150	396431.....	154	BAT609.....	87	BL2189.....	141
85298M.....	240	85625M.....	249	95462.....	150	396450.....	154	BAT610G.....	87	BL2190.....	141
85299M.....	240	85626M.....	249	95465.....	150	396451.....	154	BAT618.....	87	BL2191.....	141
85402M.....	237	85627M.....	249	95468.....	150	396452.....	154	BAT619G.....	87	BL2192.....	141
85404M.....	237	85631M.....	241	95471.....	150	396453.....	154	BAT818.....	93	BL2193.....	141
85407M.....	245	85632M.....	241	95474.....	150	396454.....	154	BAT837.....	93	BL2195.....	141
85408M.....	245	85634M.....	236	95477.....	150	396455.....	154	BBT25P2.....	127	BL2197.....	141
85409M.....	237	85635M.....	236	95480.....	150	396458.....	154	BBT25P2R.....	127	BL2199.....	141
85410M.....	237	85636M.....	236	95483.....	150	396459.....	154	BBT25R2.....	128	BL2201.....	141
85412M.....	237	85637M.....	247	95492.....	151	396460.....	154	BC430.....	77	BL2203.....	141
85413M.....	236	85638M.....	248	95495.....	151	396461.....	154	BC630.....	87	BL2207.....	141
85414M.....	244	85639M.....	247	95498.....	151	396462.....	154	BC660.....	87	BL2211.....	141
85415M.....	244	85640M.....	248	95680.....	152	396463.....	154	BC830.....	93	BL2215.....	141
85417M.....	244	85641M.....	248	95683.....							

BL2640	141	BL4159	141	CCP1301	126	CO4149	145	DC500	51	DSB1005	105
BL2641	141	BL4201	142	COP2201	126	CO4150	145	DC510	51	DSB1005B	105
BL2642	141	BL4202	142	COP2205	126	CO4151	145	DC510H	51	DSB1006	105
BL2643	141	BL4203	142	COP2301	126	CO4152	145	DC520	51	DSB1006B	105
BL2647	141	BL4204	142	COP2601	126	CO4153	145	DC530	51	DSB1007	105
BL2651	141	BL4205	142	COP3201	126	CO4154	145	DC530M	51	DSB1007B	105
BL2655	141	BL4206	142	CCS180B	85	CO4155	145	DC710H	51	DSB1008	105
BL2731	141	BL4207	142	CCS180K	85	CO4156	145	DC730H	51	DSB1008B	105
BL2735	141	BL4208	142	CCSL68201	128	CO4157	145	DC4510H	51	DSB1009	105
BL2739	141	BL4209	142	CCSQ1201	127	CO4158	145	DC4530H	51	DSB1009B	105
BL2742	141	BL4210	142	CCSQ2201	127	CO4159	145	DCB618	182	DSB1010	105
BL2743	141	BL4211	142	CCSQ2205	127	CPK30-36	93	DCB624	182	DSB1010B	105
BL2747	141	BL4212	142	CCSQ2601	128	CPK31-36	93	DCB718	182	DSB1011	105
BL2751	141	BL4213	142	CCSQ3201	127	CPK40-36	93	DCB718B25	182	DSB1011B	105
BL2755	141	BL4214	142	CET3-10	160	CPK41-36	93	DCB724	182	DSB1012	105
BL2759	141	BL4215	142	CET4-20	161	CPK42-36	93	DCB724B3	182	DSB1012B	105
BL3135	142	BL4216	142	CET4-20W	161	CRK005	15	DCB724B25	182	DSB1013	105
BL3139	142	BL4217	142	CET8-15W	161	CRS180B	85	DCB724C10	182	DSB1013B	105
BL3143	142	BL4218	142	CFL180	87	CRS180K	85	DCB724D	182	DSB1015	105
BL4001	142	BL4219	142	CG27C450	44	CS5	180	DCB740	182	DSB1015B	105
BL4002	142	BL4220	142	CG27C701	57	CS10	180	DCB740B10	182	DSB1017	105
BL4003	142	BL4221	142	CG27LM450	43	CS101	205, 262	DCB760	182	DSB1017B	105
BL4004	142	BL4222	142	CG27LM601	43	CSH1C	145	DCB824	182	DSB1019	105
BL4005	142	BL4223	142	CG27LM701	56	CSH2C	145	DCB840	182	DSB1019B	105
BL4006	142	BL4224	142	CG27LM900	56	CSH3C	145	DCB1024	175	DSB1021	105
BL4007	142	BL4225	142	CG27M400	43	CSS1C1200	63	DCB1040	175	DSB1021B	105
BL4008	142	BL4226	142	CG27M450	43	CSS1M1200	62	DCB1060	175	DSB5003	105
BL4009	142	BL6011	142	CG27M451	43	CSS1M1400	62	DCB1072	175	DSB5005	105
BL4010	142	BL6020	142	CG27M500	43	CST1	145	DCB1080	175	DSB5006	105
BL4011	142	BL6030	142	CG27M701	56	CST2	145	DCB1244	175	DSB5006P	105
BL4012	142	BL6134	142	CG27M901	56	CST3	145	DCB1260	175	DSB5010	105
BL4013	142	BL6135	142	CG27P450	44	CW1C400	44	DCB1280	175	DSB5013P	105
BL4014	142	BL6136	142	CG27P600	44	CW1C450	44	DD400	52	DSBE1006	105
BL4015	142	BL6137	142	CG27P701	56	CW1C500	44	DD500	52	DSBE1012	105
BL4016	142	BL6139	142	CG27P900	56	CW1M400	43	DD510H	52	DSBS1003	105
BL4017	142	BL6141	142	CG27S450	44	CW1M450	43	DD510S	52	DSBS1005	105
BL4018	142	BL6143	142	CGT8-65W	162	CW1M500	43	DD4510H	52	DSBS1007	105
BL4019	142	BMA61	137	CK2	112	CW1M600	43	DD4510S	52	DSBS1009	105
BL4020	142	BSN200-18	158	CL3102	135	CWCS1M145C	62	DDB180-02	80	DSBS1011	105
BL4021	142	BP350	317	CL4102	135	CWCS1M1000	62	DDB180B	80	DSBS1013	105
BL4022	142	BP700	58	CLPK2-120	76	CWCS1M1200	62	DDH181-01	80	DSBS1015	105
BL4023	142	BP900	58	CLPK27-120	76	CWCS1M1400	62	DDH181B	80	DSBS1017	105
BL4024	142	BS80-6H	58	CLPK28-120	76	CWCS1S1200	62	DDS181-01	80	DSBS1021	105
BL4025	142	BS80-6W	252	CLPK33-120	77	CWDDGM303	43	DDS181-02	80	DSBS5003	105
BL4026	142	BS80-15S	252	CLPK42-120	77	CWDDGM311	43	DDS181B	80	DSBS5007P	105
BL4027	142	BS82-6W	252	CLPK51-120	77	CWDDGM313	43	DDS181C	80	D-16ct150	291
BL4028	142	BS5618-6W	252	CLPK201-180	88	CWDDGM403	43	DEBP1P22501	135	DW400	47
BL4029	142	BS5618-15S	252	CLPK221-181	88	CWDDGM415	43	DEBP2R22501R	135	DWS2	47
BL4030	142	BS5678-6W	252	CLPK232-180	88	CWPS1A1200	63	DEBP16201R	135	DWS60497	97
BL4031	142	BS5912-6H	252	CLPK232-181	88	CWPS1A1220	63	DEBP28201	135	EX1006	11, 107
BL4032	142	BS5912-6W	252	CLPK241-181	88	CWPS1A1400	63	DEBP162501	135	EX1012	11, 107
BL4033	142	BS5912-15W	252	CLPK243-181	89	CWPS1A1420	63	DEBP163501	135	FB004	108
BL4034	142	BS5912-18M	252	CLPK273-181	89	CWPS1C1200	63	DEBP222501	135	FB006	108
BL4035	142	BS6412-24M	252	CLPK401-181	89	CWPS1C1220	63	DEBP282501	135	FB008	108
BL4036	142	BS9312-4F	252	CLPK411-181	89	CWPS1C1400	63	DEBP282501R	135	FB010	108
BL4037	142	BS9312-6W	252	CLPK431-181	89	CWPS1C1420	63	DEBP283501R	135	FB012	108
BL4038	142	BS9312-15S	252	CM12	167	CWPS1D1200	62	DEBP310201	135	FB014	108
BL4039	142	BS9312-18M	252	CO10	145	CWPS1D1220	62	DEBP3102501R	135	FB016	108
BL4040	142	BS72716-6W	252	CO18	145	CWPS1D1400	62	DEBR122501	135	FB018	108
BL4041	142	BS72716-15S	252	CO2131	145	CWPS1D1420	62	DEBR232501	135	FB020	108
BL4042	142	BSH180-01	86	CO2132	145	CWPS1M1200	62	DEBT2530101	135	FB022	108
BL4043	142	BSH180B	86	CO2133	145	CWPS1M1220	62	DEBT15202501	135	FB024	108
BL4044	142	BT160	315	CO2134	145	CWPS1M1400	62	DG250C	65	FB026	108
BL4045	142	BT170 HD	315	CO2135	145	CWPS1M1420	62	DG355LCE	65	FB028	108
BL4046	142	BT300 HD	315	CO2136	145	D60498	97	DG490CE	66	FB030	108
BL4047	142	CAG180-01	85	CO2137	145	DAF220K	289	DGSH181B	86	FB032	108
BL4048	142	CAG180B	85	CO2138	145	DB441C	47	DGSH181K	86	FB034	108
BL4049	142	CAM008	24	CO2139	145	DB442C	47	DLA001	318	FB700	108
BL4050	142	CAM018	24	CO2140	145	DB442S	47	DLA002	318	FB1600	108
BL4051	142	CAS008	28	CO2141	145	DB443C	47	DLR130K	287	FD2940060	43
BL4052	142	CAS018	28	CO2142	145	DB443S	47	DLSB1003	105	FD2945040	43
BL4053	142	CB704FC	183	CO2143	145	DB541H	47	DLSB1003B	105	FD2945060	43
BL4054	142	CB706FC	183	CO2144	145	DB542H	47	DLSB1005	105	FD2945080	43
BL4055	142	CB748ST	183	CO2145	145	DB564	47	DLSB1005B	105	FD2945160	43
BL4056	142	CBCL518A	181	CO2146	145	DB565	47	DLSB1007	105	FD2960060	43
BL4057	142	CBCL524A	181	CO2147	145	DB741C	58	DLSB1007B	105	FD2960080	43
BL4058	142	CBCL618A	181	CO2148	145	DB741S	58	DLSB1009	105	FD29450120	43
BL4059	142	CBCL624A	181	CO2149	145	DB741SD	58	DLSB1009B	105	FL10A	77
BL4060	142	CBCL1024	176	CO2150	145	DB742C	58	DLSB1011	105	FL11A	77
BL4115	143	CBCL1040	176	CO2151	145	DB742S	58	DLSB1011B	105	FL36	93
BL4128	141	CBCL1060	176	CO2152	145	DB742SD	58	DLSB1013	105	FNA250-15	158
BL4129	141	CBS2810	252	CO2153	145	DB743	58	DLSB1013B	105	FNA250-OR	159
BL4130	141	CBS2810B	252	CO2154	145	DB743S	58	DNM 60 L	289	FNH180-16B	86
BL4131	141	CBS2814	252	CO2155	145	DB764	58	DNM 120 L	289	FNH180-16K	86
BL4132	141	CBS2814B	252	CO2156	145	DB764DKO	58	DR7PK	191	FNS138-23	159
BL4133	141	CBS2818	252	CO2157	145	DB765	58	DRDNGV	187	FNS250-16	158
BL4134	141	CBS2818B	252	CO2158	145	DB765DKO	58	DRDNGV-25B	187	FNS250-OR	159
BL4135	141	CBS2824	252	CO2159	145	DB1041C	63	DRDN9V	187	FR2102	135
BL4136	141	CBS2824B	252	CO4013	145	DB1043S	63	DRDN9V-25B	187	FS180ATU	192
BL4137	141	CC1C700	57	CO4029	145	DB1066	63	DRDN12V	187	FS180DTU	192
BL4138	141	CC1M700	56	CO4128	145	DB1241H	63	DRDN12V-25B	187	FS200ABF	192
BL4139	141	CC1MC700	57	CO4129	145	DB1264	63	DRECM6X2	187	FS200ABU	192
BL4140	141	CC2100	139	CO4130	145	DB1265	63	DRECM6X2-25B	187	GCL 25	302
BL4141	141	CC2110	139	CO4131	145	DB1267	63	DRECM9X2	187	GCM12SD	165
BL4142	141	CC2120	139	CO4132	145	DB1441H	63	DRECM9X2-25B	187	GLL2-10	295
BL4143	141	CC2130	139	CO4133	145	DB1464	63	DREDM6X2	187	GLL2-40	295
BL4144	141	CC2400	139	CO4134	145	DB1465	63	DREDM6X2-25B	187	GLL2-50	295
BL4145	141	CC2430	139	CO4135	145	DB1467	63	DRESM6X2	187	GLL2-80	294
BL4146	141	CC2460	139	CO4136	145	DB4541C	47	DRESM6X2-25B	187	GLM3-80	294
BL4147	141	CC2470	139	CO4137	145	DB4541S	47	DRESM9X2	187	GLM 50	286
BL4148	141	CC2490	139	CO4138	145	DB4542C	47	DRESM9X2-25B	187	GLM 80 + R 60	288
BL4149	141	CC60391	131	CO4139	145	DB4542S	47	DRPRW8	187	GLR255	286
BL4150	141	CC60392	139	CO4140	145	DB4543	47	DRPRW8-25B	187	GLR500	285
BL4151	141	CC60464	139	CO4141	145	DB4543S	47	DSB1001	105	GLR825	285
BL4152	141	CC60467	139	CO4142	145	DB4564	47	DSB1001B	105	GMS120	291
BL4153	141	CC60482	137	CO4143	145	DB4565	47	DSB1002	105	GOL26	

GPL5.....	302	HB163.....	117	HC2122.....	17	HC8006.....	28	HCFC2087.....	16	HS1814.....	28
GR16.....	316	HB169.....	117	HC2124.....	17	HC8010.....	28	HCFC2102.....	16	HS1814B10.....	28
GR500.....	316	HB175.....	117	HC2127.....	17	HC8015.....	28	HCFC2103.....	16	HS1815.....	28
GRL300HV.....	306	HB181.....	117	HC2128.....	17	HC8016.....	28	HCFC2104.....	16	HS1816.....	28
GRL300HVCK.....	307	HB187.....	117	HC2147.....	17	HC8017.....	28	HCK001.....	17	HS1817.....	28
GRL300HVD.....	307	HB200.....	117	HC2163.....	17	HC8021.....	28	HCK005.....	17	HS1817B10.....	28
GRL300HVG.....	306	HB206.....	117	HC2167.....	17	HC8026.....	28	HCRR001.....	24, 28	HS1818.....	28
GRL400H.....	308	HB212.....	117	HC2224.....	16	HC8031.....	28	HCST006.....	17	HS1820.....	28
GRL400HCK.....	308	HB225.....	117	HC2227.....	16	HC8036.....	28	HCSTP2061.....	18	HS1821.....	28
GS424.....	48	HB231.....	117	HC2244.....	16	HC8040.....	28	HCSTP2081.....	18	HS1822.....	28
GS436.....	48	HB236.....	117	HC2247.....	16	HC8045.....	28	HCSTP2083.....	18	HS1822B3.....	28
GS450.....	48	HB250.....	117	HC2263.....	16	HC8050.....	28	HCSTP2084.....	18	HS1824.....	28
GS480.....	48	HB256.....	117	HC2267.....	16	HC8055.....	28	HCSTP2086.....	18	HS1826.....	28
GS490.....	48	HB263.....	117	HC2283.....	16	HC8070.....	28	HD19-2.....	8	HS1827.....	28
GS524.....	48	HB269.....	117	HC2287.....	16	HC8075.....	28	HD19-2D.....	8	HS1828.....	25, 28, 31
GS536.....	48	HB275.....	117	HC2302.....	18	HC8080.....	28	HD21-2.....	8	HS1906.....	25
GS550.....	48	HB287.....	117	HC2302B25.....	18	HC8085.....	28	HDB180-02.....	81	HS1909.....	25
GS580.....	48	HB300.....	117	HC2309.....	18	HC8501.....	24	HDB180B.....	81	HS1910.....	25
GS590.....	48	HB312.....	117	HC2312.....	18	HC8506.....	24	HDC-C1.....	22	HS1911.....	25
GS724.....	58	HB325.....	117	HC2312B25.....	18	HC8510.....	24	HDC-C2.....	30	HS1911B20.....	25
GS736.....	58	HB338.....	117	HC2341.....	18	HC8515.....	24	HDC-D1.....	22	HS1911B25.....	25
GS750.....	58	HB350.....	117	HC2341B10.....	18	HC8516.....	24	HG1.....	115	HS1912.....	25
GS780.....	58	HB363.....	117	HC4021.....	27	HC8517.....	24	HG2.....	115	HS1912B10.....	25
GS790.....	58	HB375.....	117	HC4022.....	27	HC8521.....	24	HG3.....	115	HS1912B25.....	25
GSL 2.....	299	HB387.....	117	HC4023.....	27	HC8526.....	24	HG4.....	115	HS1913.....	25
GT100.....	10	HB400.....	117	HC4024.....	27	HC8531.....	24	HG7.....	115	HS1913B20.....	25
GT200.....	10	HB412.....	117	HC4031.....	27	HC8536.....	24	HG11.....	115	HS1913B25.....	25
GT300.....	10	HB425.....	117	HC4032.....	27	HC8540.....	24	HG12.....	115	HS1914.....	25
GT400.....	10	HB436.....	117	HC4033.....	27	HC8545.....	24	HG14.....	115	HS1914B10.....	25
GT500.....	10	HB450.....	117	HC4034.....	27	HC8550.....	24	HG34.....	115	HS1914B25.....	25
GT600.....	10	HB475.....	117	HC4040.....	27	HC8555.....	24	HG38.....	115	HS1915.....	25
GT700.....	10	HB500.....	117	HC4041.....	27	HC8570.....	24	HG58.....	115	HS1916.....	25
GT800.....	10	HB550.....	117	HC4042.....	27	HC8575.....	24	HG78.....	115	HS1917.....	25
GT900.....	10	HB575.....	117	HC4043.....	27	HC8580.....	24	HG112.....	115	HS1918.....	25
GT1000.....	10	HB600.....	117	HC4050.....	27	HC8595.....	24	HG114.....	115	HS1920.....	25
GT2000.....	10	HBUSKIT.....	112	HC4051.....	27	HC8595.....	24	HG118.....	115	HS1921.....	25
GT3000.....	10	HC88.....	24, 28	HC4052.....	27	HC8595.....	24	HG134.....	115	HS1922.....	25
GTA10.....	60	HC2000.....	17	HC4053.....	27	HC8595.....	24	HG138.....	115	HS1924.....	25
GTA10W.....	60	HC2001.....	17	HC4060.....	27	HC8595.....	24	HG138QA.....	115	HS1926.....	25
GTA500.....	172	HC2001B5.....	17	HC4061.....	27	HC8595.....	24	HG158.....	115	HS1927.....	25
GTA3800.....	167	HC2001B10.....	17	HC4062.....	27	HC8595.....	24	HG212.....	115	HS1928.....	25
GTL2.....	299	HC2001B25.....	17	HC4063.....	27	HC8595.....	24	HG214.....	115	HS1929.....	25
GTL3.....	297	HC2009.....	17	HC4070.....	27	HC8595.....	24	HC8595.....	24	HS1935.....	25
GTS1031.....	172	HC2010.....	17	HC4071.....	27	HC8595.....	24	HC8595.....	24	HS1935.....	25
GW27AL450.....	44	HC2010B5.....	17	HC4072.....	27	HC8595.....	24	HC8595.....	24	HS1969.....	25, 28, 31
GW27AL451.....	44	HC2010B25.....	17	HC4073.....	27	HC8595.....	24	HC8595.....	24	HS2124.....	31
GW27AL500.....	44	HC2011.....	17	HC4081.....	27	HC8595.....	24	HC8595.....	24	HS2125.....	31
GW27AL501.....	44	HC2011B5.....	17	HC4082.....	27	HC8595.....	24	HC8595.....	24	HS2126.....	31
GW27AL700.....	56	HC2011B10.....	17	HC4083.....	27	HC8595.....	24	HC8595.....	24	HS2161.....	31
GW27C450.....	44	HC2011B25.....	17	HC4091.....	27	HC8595.....	24	HC8595.....	24	HS2163.....	31
GW27C451.....	44	HC2012.....	17	HC4092.....	27	HC8595.....	24	HC8595.....	24	HS2164.....	31
GW27C500.....	44	HC2012B5.....	17	HC4093.....	27	HC8595.....	24	HC8595.....	24	HS2166.....	31
GW27C501.....	44	HC2012B25.....	17	HC4501.....	27	HC8595.....	24	HC8595.....	24	HS2167.....	31
GW27C600.....	44	HC2014.....	17	HC4511.....	27	HC8595.....	24	HC8595.....	24	HS2168.....	31
GW27C700.....	57	HC2014B5.....	17	HC4512.....	27	HC8595.....	24	HC8595.....	24	HS2169.....	31
GW27C701.....	57	HC2014B25.....	17	HC4513.....	27	HC8595.....	24	HC8595.....	24	HS2170.....	31
GW27C901.....	57	HC2016.....	17	HC4516.....	27	HC8595.....	24	HC8595.....	24	HS2171.....	31
GW27LM450.....	43	HC2033.....	17	HC5005.....	23	HC8595.....	24	HC8595.....	24	HS2172.....	31
GW27LM451.....	43	HC2031B5.....	17	HC5010.....	23	HC8595.....	24	HC8595.....	24	HS2173.....	31
GW27LM500.....	43	HC2031B25.....	17	HC5011.....	23	HC8595.....	24	HC8595.....	24	HS2260.....	32
GW27LM600.....	43	HC2032.....	17	HC5013.....	23	HC8595.....	24	HC8595.....	24	HS2261.....	32
GW27LM700.....	56	HC2032B5.....	17	HC5015.....	23	HC8595.....	24	HC8595.....	24	HS2262.....	32
GW27LM701.....	56	HC2040.....	17	HC5016.....	23	HC8595.....	24	HC8595.....	24	HS2263.....	32
GW27LM900.....	56	HC2040B5.....	17	HC5017.....	23	HC8595.....	24	HC8595.....	24	HS2264.....	32
GW27M400.....	43	HC2040B25.....	17	HC5020.....	23	HC8595.....	24	HC8595.....	24	HS2267.....	32
GW27M450.....	43	HC2041.....	17	HC5021.....	23	HC8595.....	24	HC8595.....	24	HS2269.....	32
GW27M451.....	43	HC2041B5.....	17	HC5023.....	23	HC8595.....	24	HC8595.....	24	HS2360.....	32
GW27M500.....	43	HC2041B10.....	17	HC5024.....	23	HC8595.....	24	HC8595.....	24	HS2361.....	32
GW27M501.....	43	HC2041B25.....	17	HC5026.....	23	HC8595.....	24	HC8595.....	24	HS2362.....	32
GW27M600.....	43	HC2042.....	17	HC5030.....	23	HC8595.....	24	HC8595.....	24	HS2363.....	32
GW27M601.....	43	HC2042B5.....	17	HC5031.....	23	HC8595.....	24	HC8595.....	24	HS2364.....	32
GW27M700.....	56	HC2044.....	17	HC5033.....	23	HC8595.....	24	HC8595.....	24	HS2367.....	32
GW27M701.....	56	HC2046.....	17	HC5034.....	23	HC8595.....	24	HC8595.....	24	HS2369.....	32
GW27M900.....	56	HC2051.....	17	HC5036.....	23	HC8595.....	24	HC8595.....	24	HS2460.....	32
GW27M901.....	56	HC2051B5.....	17	HC5040.....	23	HC8595.....	24	HC8595.....	24	HS2461.....	32
GW27S500.....	44	HC2051B25.....	17	HC5041.....	23	HC8595.....	24	HC8595.....	24	HS2462.....	32
GW27S600.....	44	HC2052.....	17	HC5043.....	23	HC8595.....	24	HC8595.....	24	HS2463.....	32
GW27S700.....	56	HC2054.....	17	HC5044.....	23	HC8595.....	24	HC8595.....	24	HS2464.....	32
GW27S900.....	56	HC2055.....	17	HC5050.....	23	HC8595.....	24	HC8595.....	24	HS2467.....	32
GW28C700.....	57	HC2061.....	17	HC5051.....	23	HC8595.....	24	HC8595.....	24	HS2469.....	32
GW28C900.....	57	HC2061B5.....	17	HC5053.....	23	HC8595.....	24	HC8595.....	24	HS2861.....	31
GW28M700.....	56	HC2061B10.....	17	HC5054.....	23	HC8595.....	24	HC8595.....	24	HS2863.....	31
GW28M701.....	56	HC2061B25.....	17	HC5060.....	23	HC8595.....	24	HC8595.....	24	HSBAM.....	113
GW28M900.....	56	HC2062.....	17	HC5061.....	23	HC8595.....	24	HC8595.....	24	HSBAMP.....	113
HA3JAW.....	15	HC2064.....	17	HC5062.....	23	HC8595.....	24	HC8595.....	24	HS1506.....	31
HA1020.....	27	HC2064B5.....	17	HC5063.....	23	HC8595.....	24	HC8595.....	24	HS1508.....	31
HA1030.....	22	HC2064B25.....	17	HC5070.....	23	HC8595.....	24	HC8595.....	24	HS1515.....	31
HA1031.....	22	HC2067.....	17	HC5071.....	23	HC8595.....	24	HC8595.....	24	HS1515B20.....	31
HA1032.....	22	HC2068.....	17	HC5072.....	23	HC8595.....	24	HC8595.....	24	HS1516.....	31
HA2000.....	15	HC2069.....	17	HC5073.....	23	HC8595.....	24	HC8595.....	24	HS1516B10.....	31
HB17PL.....	118	HC2073.....	17	HC5081.....	23	HC8595.....	24	HC8595.....	24	HS1517.....	31
HB19EL.....	118	HC2074.....	17	HC5082.....	23	HC8595.....	24	HC8595.....	24	HS1517B20.....	31
HB25M.....	118	HC2081.....	17	HC5083.....	23	HC8595.....	24	HC8595.....	24	HS1518.....	31
HB062.....	117	HC2081B5.....	17	HC5091.....	23	HC8595.....	24	HC8595.....	24	HS1518B10.....	31
HB063.....	117	HC2081B10.....	17	HC5092.....	23	HC8595.....	24	HC8595.....	24	HS1520.....	31
HB069.....	117	HC2081B25.....	17	HC5093.....	23	HC8595.....	24	HC8595.....	24	HS1520B10.....	31
HB075.....	117	HC2083.....	17	HC5098.....	23	HC8595.....	24	HC8595.....	24	HS1521.....	28, 31
HB081.....	117	HC2084.....	17	HC5099.....	23	HC8595.....	24	HC8595.....	24	HS1524.....	31
HB85PB.....	113	HC2084B5.....	17	HC6501.....	24	HC8595.....	24	HC8595.....	24	HS1526.....	31
HB087.....	117	HC2084B25.....	17	HC6511.....	24	HC8595.....	24	HC8595.....	24	HS1527.....	31
HB094.....	117	HC2087.....	17	HC6521.....	24	HC8595.....	24	HC8595.....	24	HS1809.....	28
HB100.....	117	HC2088.....	17	HC6531.....	24	HC8595.....	24	HC8595.....	24	HS1809B10.....	28
HB106.....	117	HC2089.....	17	HC7501.....	24	HC8595.....	24	HC8595.....	24	HS1810.....	28
HB112.....	117	HC2094.....	17	HC7502.....	24	HC8595.....	24	HC8595.....	24	HS1810B10.....	28
HB119.....	117	HC2097.....	17	HC7503.....	24	HC8595.....	24	HC8595.....	24	HS1811.....	28
HB125.....	117	HC2102.....	17	HC7504.....	24	HC8595.....	24	HC8595.....	24	HS1811B20.....	28
HB131.....	117	HC2102B5.....	17	HC7505.....	24	HC8595.....	24	HC8595.....	24		

HSM375	119	MC13	10	NS141401MAG	136	PR012	233	PTB4418	252	RM418	190
HSM400	119	MC16	10	NS316101	136	PR20EVSK	231	PTB4424	252	RM424	190
HSM412	119	MC17	10	NS381401	136	PR20EVSK	232	PZD1102	133	RM614	190
HSM450	119	MC500	10	NS381401MAG	136	PR20EVSPK	231	PZD1102R	133	RM614-25B	190
HSM500	119	MG0450	48	NS516101MAG	136	PRO108FC	179	PZD2102	133	RM618	190
HSM550	119	MG0500	48	NS716201MAG	136	PRO624DADO	179	PZD2102R	133	RM618-25B	190
HSM600	119	MRC23EVSK	223	NS1429601	136	PRO824DADO	179	PZD3102	133	RM624	190
HSPB	113	MRF001	228	NS3829601	136	PRO824RIP	176	PZD3102R	133	RM624-25B	190
HTC5HPC	114	MRF23EVSK	223	NS51629601	136	PRO840COMB	176	R12V4X2	189	RM914	190
HTC8PC	114	MRP001	228	NS71629601	136	PRO840GP	176	R12V8PK	191	RM914-25B	190
HTC100	114	MRP23EVSK	223	OIS001	206	PRO860CHB	176	R12V410	190	RM918	190
HTC118	114	MS1233	168	OSC002	206	PRO860FIN	177	R12V414	190	RM918-25B	190
HTC137	114	MS1234	168	OSC2FSC	205	PRO860NF	179	R12V418	188, 190	RM924	190
HTC156	114	MX25EC-21	200	OSC2RSC	205	PRO940COMB	176	R12V424	190	RM924-25B	190
HTC175	114	MX25EK-33	201	OSC2RSC-5	205	PRO948ST	178	R12VD46	191	RM1218	190
HTC187	114	MX25EL-37	201	OSC003	206	PRO960FIN	177	R 60	288	RM1218-25B	190
HTC200	114	MX30EC-21	199	OSC3DRF	204	PRO1024RIP	176	RA1054	228	RM66	188
HTC212	114	MX30EK-33	200	OSC4F	203	PRO1040CHP	176	RA1100	229	RM66-25B	188
HTC225	114	MX30EL-37	200	OSC4K	203	PRO1040GP	176	RA1110	229	RM96	188
HTC237	114	ND31601	136	OSC34	203	PRO1048ST	178	RA1126	229	RM96-25B	188
HTC256	114	ND5161401	136	OSC34-5	203	PRO1050COMB	176	RA1151	229	RM126	188
HTC268	114	NKLB06	106	OSC34F	203	PRO1060CHB	176	RA1161	228	RM126-25B	188
HTC275	114	NKLB07	106	OSC34F-5	203	PRO1060FIN	177	RA1162	228	RM175	157
HTC300	114	NKLB08	106	OSC38	203	PRO1060NF	179	RA1165	228	RM175-OR	159
HTC312	114	NKLB09	106	OSC38F	203	PRO1060SS	177	RA1166	228	ROS10	256
HTC325	114	NKLB10	106	OSC112	203	PRO10725M	177	RA1171	230	ROS20VK	256
HTC350	114	NKLB11	106	OSC112-3	203	PRO1072VF	177	RA1172AT	229	ROS65VC-5	255
HTC375	114	NKLB12	106	OSC112-10	203	PRO1080CHB	176	RA1173AT	229	ROS65VC-6	255
HTC400	114	NKLB13	106	OSC118F	203	PRO1080FIN	177	RA1175	229	ROS65VCL	255
HTC412	114	NKLB14	106	OSC118F-5	203	PRO1080LAM	177	RA1176AT	229	RP95	189
HTCTCP	113	NKLB15	106	OSC118F-10	203	PRO1080NF	179	RA1177AT	229	RP125	189
HTH181-01	83	NKLB16	106	OSC138F	203	PRO1212RES	179	RA1181	230	RP125-25B	189
HTH181B	83	NKLB17	106	OSC138F-5	203	PRO1212RES20	179	RA1250	230	RPAP6	188
HTH182-01	83	NKLB18	106	OSC138F-10	203	PRO1224RES	179	RAP6V	189	RPAP6-25B	188
HTH182B	83	NKLB20	106	OSC138M	205	PRO1224RES20	179	RAP6V-25B	189	RPAP8	188
HTW1	116	NKLB22	106	OSC138MF	203	PRO1236RIP	176	RAP9V	189	RPAP8-25B	188
HTW34	116	NKLT1	106	OSC138MF-10	203	PRO1248CHB	176	RAP9V-25B	189	RPRM6	189
HTW78	116	NKLT11	106	OSC212FH	203	PRO1260COMB	176	RAP10PK	191	RRD6V	191
HTW112	116	NKLT06	106	OSC212FH-10	203	PRO1260GP	176	RAP12V	189	RRD9V-25B	191
HTW114	116	NKLT07	106	OSC212HG	204	PRO1260ST	178	RAP12V-25B	189	RRD9V	191
HTW118	116	NKLT08	106	OSC212RF	204	PRO1280CHB	176	RAP610	188	RRD9V-25B	191
HTW138	116	NKLT09	106	OSC212T	203	PRO1280FIN	177	RAP610-25B	188	RRD12V	191
HTWPB	113, 116	NKLT10	106	OSC214TC	205	PRO1280NF	179	RAP910	188	RRD12V-25B	191
HTWS	116	NKLT11	106	OSC214C	205	PRO1280SS	177	RAP910-25B	188	RS006	258, 263
IT2490	129	NKLT13	106	OSC312D	203	PRO1280ST	178	RAP1210	189	RS1	185
IT60391	129	NKLT14	106	OSC312DG	204	PRO1296SM	177	RAP1210-25B	189	RS103	260
IT60482	121	NKLT15	106	OSC312F	203	PRO1296VF	177	RC1	318	RS014	260
ITNS14	121, 136	NKLT16	106	OSC312F-3	203	PRO1424RES	179	RC2064	18	RS024	263
ITNS38	121, 136	NKLT17	106	OSC312F-10	203	PRO1436RIP	176	RC2084	18	RS026	258, 263
ITNS516	121, 136	NKLT18	106	OSC312RF	204	PRO1460CHB	176	RC2094	18	RS030	260
ITP225	122, 127	NKLT20	106	OSC312RF-10	204	PRO1470COMB	176	RC2104	18	RS031	260
ITP1102	121, 125	NKLT22	106	OSC314T	203	PRO1480CHB	176	RC2124	18	RS032	260
ITP1201	121, 126	NKLT24	106	OSC314TC	203	PRO1480GP	176	RC2144	18	RS033	260
ITP2102	121, 125	NKMT06	106	OSCAD1	206	PRO1480ST	178	RC2164	18	RS034	260
ITP2110	121, 125	NKMT07	106	OSCS33	205	PRO1648RIP	176	RC2168	18	RS35	184, 260
ITP2201	121, 126	NKMT08	106	P1R102	125	PRO8548SM	177	RC2172	18	RS036	260
ITP2301	121, 126	NKMT09	106	P2D105	125	PRO12100CHB	176	RC2176	18	RS038	260
ITP2601	121, 126	NKMT10	106	P2D23501	126	PRO12100NF	179	RCB6G-2	191	RS325	185
ITP3201	121, 126	NKMT11	106	P2R2102	124	PRO12960LAM	177	RCB8DG	191	RS418-2	191
ITR225	122, 128	NKMT12	106	P2R2115TCB	124	PRO14100FIN	177	RCB9G-2	191	RS428	184
ITSA12	122	NKMT13	106	P2R22101	124	PRO14100NF	179	RCFP93-2	191	RS618-2	191
ITSA38	122	NKMT14	106	P2R22151	124	PRO15100NF	179	RCFP123-2	191	RS6030	260
ITSQ1102	121, 127	NKMT15	106	P2R22205	124	PRO16100FIN	177	RCM6X2	190	RS6031	260
ITSQ2102	121, 127	NKMT16	106	P3D201	126	PRO16100NF	179	RCM6X2-25B	190	RS6032	260
ITSQ2201	121, 127	NKMT18	106	P1012	125	PRO72540NF	183	RCM9X2	190	RS6034	260
ITSQ3102	121, 127	NKMT20	106	P1102	125	PRO82518NC	183	RCM9X2-25B	190	RS6044	260
ITT2525	122, 130	NKMT22	106	P1102G	125	PRO82540ST	183	RCM12X2	190	RS6045	260
ITTX20201	121, 129	NKMT24	106	P1102GX	125	PROSTAB	177	RCM12X2-25B	190	RS6046	260
ITTX25201	121, 129	NKSB04	106	P1102M	125	PS10-2A	72	RCSS2064	11	RS66X2	189
IWH181-01	83	NKSB05	106	P1201	126	PS10B	72	RCSS2084	11	RS66X2-25B	189
IWH180-01	83	NKSB06	106	P2102	125	PS11-2A	72	RCSS2086	11	RS7X2	189
IWH180B	83	NKSB07	106	P2102G	125	PS11B	72	RCSS2094	11	RS7X2-25B	189
JA1002	211	NKSB08	106	P2102M	125	PS21-2A	72	RCSS2104	11	RS9X2	189
JA1005	211	NKSB09	106	P2115TCB	127	PS21B	72	RCSS2106	11	RS9X2-25B	189
JA1007	211	NKSB10	106	P2401	126	PS31-2A	73	RCSS2124	11	RS12X2	189
JA1009	211	NKSB11	106	P3102	125	PS31-2AL	73	RCSS2126	11	RS12X2-25B	189
JA1010	211	NKSB12	106	P3102G	125	PS31B	73	RCSS2144	11	RS418	190
JA1011	211	NKSB13	106	P3102R	125	PS41-2A	74	RCSS2164	11	RS6V	188
JS260	208	NKSB14	106	P3201	126	PS41B	74	RCSS2168	11	RS6V-25B	188
JS365	208	NKSB15	106	P2516102	125	PS50-2A	74	RCSS2172	11	RS9V	188
JS470E	209	NKSB16	106	PA1202	266	PS50-2B	74	RCSS2176	11	RS9V-25B	188
JS470EB	209	NKSB18	106	PA1204	266	PS50-2BL	75	RCTM6X2	189	RSP019	260
JS572EBL	211	NKSB20	106	PA1205	266	PS50-2C	75	RCTM6X2-25B	189	RSP060	259
JS572EL	210	NKSB22	106	PA1206	266	PS50B	74	RD6SC	191	RSP080	259
JSH180-01	87	NKSB24	106	PA1207	266	PS60-2A	75	RD6V	188	RSP120	259
JSH180B	87	NKST04	106	PB360D	94	PS60B	75	RD6V-25B	188	RSP240	259
L2180	141	NKST05	106	PB360S	94	PS70-2A	75	RD9V	188	RW66	189
L-BOXX-1	324	NKST06	106	PCM12	112	PS70B	75	RD9V-25B	188	RW66-25B	189
L-BOXX-1A	324	NKST07	106	PCM12AN	112	PS90-1A	76	RD12PK	191	RW96	189
L-BOXX-2	324	NKST08	106	PCM38	112	PS90B	76	RD12V	188	RW96-25B	189
L-BOXX-3	324	NKST09	106	PCM38AN	112	PS91-1A	76	RD12V-25B	188	RW126	189
L-BOXX-4	324	NKST10	106	PCM38-MC	112	PS130-2A	73	RDM6X2	189	RW126-25B	189
L-CART	324	NKST11	106	PCMSD SPL	112	PS130B	73	RDM6X2-25B	189	SB3R000	264
LR1	313	NKST12	106	PCPD4	113	PS712RIP	183	RDM9X2	189	SB3R040	264
LR1G	313	NKST13	106	PL1682	265	PS724GP	183	RDW66	191	SB3R041	264
LR2	313	NKST14	106	PLH181B	87	PS740GP	183	RFM10V	190	SB3R060	264
LR30	313	NKST15	106	PLH181K	87	PS740LAM	183	RFM10V-25B	190	SB3R061	264
LS010	168	NKST16	106	PNO-S	159	PS740NF	183	RH228VC	13	SB3R080	264
MC01	10	NKST18	106	PNO-W	159	PS818NC	183	RH328VC	14	SB3R081	264
MC02	10	NKST20	106	PR001	232	PS840GP	183	RH328VCC	14	SB3R100	264
MC02B25	10	NKST22	106	PR002	232	PS1024RIP	178	RH432VCC	14	SB3R101	264
MC03	10	NKST24	106	PR003	232	PS1040GP	178	RHH180-01	84	SB3R120	264
MC03B25	10	NMB004	251	PR004	232	PS1060GP	178	RHN66	188	SB3R121	264
MC06	10	NMB005	251	PR005	232	PS1060LAM	178	RHN66-25B	188	SBAR000	264
MC06B25	10	NMB006	251	PR006	233	PS1060NF	178	RHN96	188	SBAR040	264
MC07	10	NMB300	251	PR007	233	PS1080FIN	178	RHN96-25B	188	SBAR041	264
MC09	10	NS3801	137	PR008	233	PS1240GP	178	RHN126	188	SBAR060	264
MC09B25	10	NS1140									

SB4R101	264	SF5018	107	SR6W040	259	T321BF3	216	TCW1S500	43	TX7102	129
SB4R120	264	SF5032	107	SR6W060	259	T341HM1	218	TCW1S600	43	TX8102	129
SB4R121	264	SG250	96	SR6W062	259	T344D	214	TCW27C400	44	TX9102	129
SB5R000	264	SG450	97	SR6W080	259	T344DF	214	TCW27C450	44	TX10102G	129
SB5R040	264	SG450AF	97	SR6W120	259	T344DP	214	TCW27C500	44	TX10201	130
SB5R041	264	SL0102	128	SR6W180	259	T345XF	217	TCW27S400	43	TX10601	130
SB5R060	264	SL1102	128	SS1R060	264	T345XF3	217	TCW27S450	43	TX15102G	129
SB5R061	264	SL2102	128	SS1R080	264	T345XF25	217	TCW27S500	43	TX15102M	129
SB5R080	264	SL3102	128	SS1R120	264	T345XF100	217	TCW27S600	43	TX15201	130
SB5R081	264	SL4102	128	SS1R180	264	T500	218	TCW27S700	56	TX15601	130
SB5R100	264	SL5102	128	SS4R000	264	T501	218	TCW27S900	56	TX20102G	129
SB5R101	264	SL6102	128	SS4R060	264	T503	218	TDP1102	123 125	TX20102M	129
SB5R120	264	SL8102	128	SS4R062	264	T567A3	218	TDP1201	123 126	TX20201M	130
SB5R121	264	SL10102	128	SS4R080	264	T718BF	215	TDP2102	123 125	TX20601	130
SB6R040	264	SL56201	128	SS4R082	264	T744D	214	TDP2106	123 125	TX25102G	129
SB6R041	264	SL1012201	128	SS4R120	264	T1657	30	TDP2108	123 125	TX25102M	129
SB6R060	264	SL1214201	128	SS4R122	264	T1757	30	TDP2110	123 125	TX25201M	130
SB6R061	264	SL8103501	129	SS4R180	264	T1854	18	TDP2201	123 126	TX27102G	129
SB6R080	264	SN350-20F	156	SS4R182	264	T2643	128	TDP2203	123 126	TX27601	130
SB6R081	264	SN350-34C	157	STN150-18	159	T3910SC	19	TDP2205	123 126	TX30102G	129
SB6R100	264	SN350-OR	159	T01BR100	214	T3911SC	19	TDP3102	123 125	TX40201	130
SB6R101	264	SN350-RH	159	T4B	168	T3912SC	19	TDP3201	123 126	TX1015102	129
SB6R120	264	SPA802	134	T10RC	218	T3913SC	19	TDP123103	123 125	TX2025102	129
SB6R121	264	SPA6102	134	T14CPCSC	218	T3914SC	19	TDP123203	123 126	TX3040102	129
SBID9	139	SPA10102	134	T15RC	218	T3915SC	19	TDP210250	123 127	TXH10102	131
SBID21	122 139	SQ0102	127	T18CHC	218	T3916SC	19	TDR2102	123 127	TXH15102	131
SBID30	122 139	SQ1102	127	T21HC	218	T3917SC	19	TDR2106	123 127	TXH20102	131
SCBR000	264	SQ1102M	127	T30C	218	T3918SC	19	TDR2203	123 127	TXH25102	131
SCBR040	264	SQ1201M	127	T101A	218	T3919SC	19	TDSL68102	123 128	TXH27102	131
SCBR041	264	SQ1301	127	T101A0	218	T3920SC	19	TDSL68201	123 128	TXH30102	131
SCBR060	264	SQ2102	127	T101A03	214 218	T3921SC	19	TDSL810102	123 128	TXH40102	131
SCBR061	264	SQ2301	127	T101A0100	214	T3922	19	TDSL810201	123 128	U1A0F	219
SCBR080	264	SQ2401	128	T101A0F	215	T3923SC	19	TDSL1012102	123 128	U1BIF	219
SCBR081	264	SQ3102	127	T101B3	214	T3924	19	TDSL1012201	123 129	U1CSC	221
SCBR120	264	SQ3301	127	T101B100	214	T3925SC	19	TDSL68101220	123 129	U1ORC	221
SCBR121	264	SQ3601	128	T101BF	214	T3926SC	19	TG500	41	U14CPCSC	221
SCBR180	264	SQ12701	127	T101BIF	215	T3927SC	19	T10	144	U19B0	219
SCBR240	264	SQ13501	127	T101BR	214	T4021	139	T13	144	U30RF1	221
SDH1	146	SQ22701	127	T101D	214	T4039	139	T15	144	U101A0	219
SDH2	146	SQ2701	127	T101D100	214	T4042	139	T18	144	U101AO3	219
SDH3	146	SQ33501	128	T101DP	214	T4047	139	T121	144	U101B	219
SDH4	146	SQR2D201	127	T101SC	218	T4220	48	T12131	144	U101B3	219
SDH5	146	SQZRP2R125	127	T111C	215	T4223	48	T12132	144	U101BF	219
SDH6	146	SQZRP2R25	127	T111C3	215	T4224	48	T12133	144	U101BF3	219
SDH7	146	SQZRP2110	127	T111CF	217	T4225	48	T12134	144	U101BR	219
SDH8	146	SQZRP2125	127	T113A3	218	T4226	48	T12135	144	U101D3	219
SDH9	146	SQZRR225	128	T118A	215	T4227	48	T12136	144	U101DF	219
SDH10	146	SQZRR2110	128	T118A3	215	T4228	48	T12137	144	U101D3	219
SQZRR2125	128	T118A100	215	T4230	48	T4230	48	T12138	144	U101DF	219
SQZRR2125	128	T118AF	215	T4233	48	T4233	48	T12139	144	U111C	219
SQZRS18110	129	T118AF100	215	T4234	48	T4234	48	T12140	144	U111DF	219
SQZRT15110	130	T118AHM1	218	T4235	48	T4235	48	T12141	144	U111HF	219
SQZRT20110	130	T118AHM3	218	T4236	48	T4236	48	T12142	144	U118A	220
SQZRT25110	130	T118B	215	T4237	48	T4237	48	T12143	144	U118A3	220
SQZRT27110	130	T118B3	215	T4238	48	T4238	48	T12144	144	U118AF	220
SQZRT30110	130	T118B100	215	T4240	58	T4240	58	T12145	144	U118AF3	220
SDP001	206	T118BF	215	T4243	58	T4243	58	T12146	144	U118B	220
SDT1	146	T118BF100	215	T4244	58	T4244	58	T12147	144	U118B3	220
SDT2	146	T118E	215	T4245	58	T4245	58	T12148	144	U118BF	220
SDT3	146	T118EF	215	T4246	58	T4246	58	T12149	144	U118E	220
SDT4	146	T118EF100	215	T4247	58	T4247	58	T12150	144	U118E3	220
SDT5	146	T118EF3	215	T4248	58	T4248	58	T12151	144	U118EF	220
SDT6	146	T118EHM1	218	T5002	218	T5002	218	T12152	144	U118G	220
SDT7	146	T118EHM3	218	T15005	108	T15005	108	T12153	144	U118G3	220
SDT8	146	T118G	215	T15008	108	T15008	108	T12154	144	U118GF	220
SDT9	146	T118GFS	218	T15010	108	T15010	108	T12155	144	U123X	220
SDT10	146	T119B0	215	T15015	108	T15015	108	T12156	144	U123X3	220
SDTR000	205 262	T119B03	215	T15018	108	T15018	108	T12157	144	U144D	219
SDTR040	205 262	T121AF3	216	T15020	108	T15020	108	T12158	144	U144DF	219
SDTR041	205 262	T121BF3	216	T15025	108	T15025	108	T12159	144	U234X	219
SDTR042	205 262	T121GF3	216	T15026	108	T15026	108	T4013	144	U234X3	219
SDTR060	205 262	T123X	215	T15030	108	T15030	108	T4029	144	U345XF	221
SDTR061	205 262	T123X3	215	T15035	108	T15035	108	T4131	144	U345XF3	221
SDTR062	205 262	T123X25	215	T15040	108	T15040	108	T4132	144	U500A10	221
SDTR080	205 262	T123X100	215	T15110	108	T15110	108	T4133	144	U501A5	221
SDTR081	205 262	T127D	216	T15126	108	T15126	108	T4134	144	U502A5	221
SDTR082	205 262	T127D100	216	T15138	108	T15138	108	T4135	144	U503	221
SDTR120	205 262	T127DF	216	T15215	108	T15215	108	T4136	144	U567A3	221
SDTR121	205 262	TC10	59	TC10-07	59	TC10-07	59	T4137	144	USG-7	41
SDTR180	205 262	TC100	11	TC100	11	TC100	11	T4138	144	VAC002	274
SDTR181	205 262	TC200	11	TC200F3	217	TC200F3	217	T4139	144	VAC003	274
SDTR182	205 262	TC300	11	T4141HM1	218	TC300	11	T4140	144	VAC004	274
SDTR240	205 262	TC400	11	T144D	214	TC400	11	T4141	144	VAC005	274
SDTR241	205 262	TC500	11	T144D3	214	TC500	11	T4142	144	VAC006	274
SDTR242	205 262	TC600	11	T144D100	214	TC600	11	T4143	144	VAC007	274
SDTW000	205 262	TC700	11	T144DF	214	TC700	11	T4144	144	VAC008	274
SDTW24	205 262	TC800	11	T144DP	214	TC800	11	T4145	144	VAC009	274
SDTW040	205 262	TC900	11	T150RF1	217	TC900	11	T4146	144	VAC010	274
SDTW042	205 262	TC1005	11	T150RF3	217	TC1005	11	T4147	144	VAC020	274
SDTW060	205 262	TC1025	11	T211HF	217	TC1025	11	T4148	144	VAC025	274
SDTW062	205 262	TC2005	11	T227D	216	TC2005	11	T4149	144	WB504	48
SDTW080	205 262	TC2025	11	T234X	213	TC2025	11	T4150	144	WB509	48
SDTW082	205 262	TC3005	11	T234X3	213	TC3005	11	T4151	144	WB510	48
SDTW120	205 262	TC3025	11	T234X25	213	TC3025	11	T4152	144	WB511	48
SDTW122	205 262	TC4005	11	T244D	214	TC4005	11	T4153	144	WB524	48
SDTW180	205 262	TC5005	11	T244D3	214	TC5005	11	T4154	144	WB525	48
SDTW182	205 262	TC6005	11	T244D100	214	TC6005	11	T4155	144	WB526	48
SDTW240	205 262	TC7005	11	T301CD	214	TC7005	11	T4156	144	WB539	48
SDTW242	205 262	TC8005	11	T301CHM1	218	TC8005	11	T4157	144	WB544	48
SF1001	107	TC9005	11	T301CHM3	218	TC9005	11	T4158	144	WB554	48
SF1121	107	TCNS14	11	T301D	214	TCNS14	11	T4159	144	WB559	48
SF1251	107	TCNS16	11	T301DL	214	TCNS16	11	TS1002	173	WB569	48
SF1371	107	TCSDP2	11	T306R	213	TCSDP2	11	TS1003	173	WM1	318
SF1501	107	TCSDP3	11	T308B	213	TCSDP3	11	TS1004	173	WM4	318
SF1751	107	TCW1C400	44	T308B25	213	TCW1C400	44	TS1005	173		
SF2001	107	TCW1C450	44	T308BO	213	TCW1C450	44	TS1007	173		
SF2121	107	TCW1C500	44	T313AW3	218	TCW1C500	44	TS1012	173		
SF2251	107	TCW1S600	43	T318A	215	TCW1S600	43	TS1013	173		
S											



Robert Bosch Tool Corporation Limited Warranty

Robert Bosch Tool Corporation ("Seller") warrants, to the original purchaser only, that all BOSCH portable and benchtop power tools will be free from defects in material or workmanship for a period of one (1) year from date of purchase. SELLER'S SOLE OBLIGATION AND YOUR EXCLUSIVE REMEDY under this Limited Warranty and, to the extent permitted by law, any warranty or condition implied by law, shall be the repair or replacement of parts, without charge, which are defective in material or workmanship and which have not been misused, carelessly handled, or misrepaired by persons other than Seller or Authorized Service Centers. To make a claim under this Limited Warranty, you must return the complete portable power tool product, transportation prepaid, to any BOSCH Factory Service Center or Authorized Service Center. A Listing of U.S. and Canadian Factory Service Centers is packed with each BOSCH Power Tool. For BOSCH Power Tool Authorized Service Centers, please visit www.boschtools.com

THIS LIMITED WARRANTY DOES NOT APPLY TO ACCESSORY ITEMS SUCH AS CIRCULAR SAW BLADES, DRILL BITS, ROUTER BITS, JIG SAW BLADES, SANDING BELTS, GRINDING WHEELS AND OTHER RELATED ITEMS. ANY IMPLIED WARRANTIES SHALL BE LIMITED IN DURATION TO ONE (1) YEAR FROM DATE OF PURCHASE. SOME STATES IN THE U.S. DO NOT ALLOW LIMITATIONS ON HOW LONG AN IMPLIED WARRANTY LASTS, SO THE ABOVE LIMITATION MAY NOT APPLY TO YOU. IN NO EVENT SHALL SELLER BE LIABLE FOR ANY INCIDENTAL OR CONSEQUENTIAL DAMAGES (INCLUDING BUT NOT LIMITED TO LIABILITY FOR LOSS OF PROFITS) ARISING FROM THE SALE OR USE OF THIS PRODUCT. SOME STATES IN THE U.S. DO NOT ALLOW THE EXCLUSION OR LIMITATION OF INCIDENTAL OR CONSEQUENTIAL DAMAGES, SO THE ABOVE LIMITATION OR EXCLUSION MAY NOT APPLY TO YOU. THIS LIMITED WARRANTY APPLIES ONLY TO PORTABLE AND BENCHTOP ELECTRIC TOOLS SOLD WITHIN THE UNITED STATES OF AMERICA, CANADA AND THE COMMONWEALTH OF PUERTO RICO. FOR WARRANTY COVERAGE WITHIN OTHER COUNTRIES, CONTACT YOUR LOCAL BOSCH DEALER OR IMPORTER.

Product Improvement Liability Disclaimer

The Robert Bosch Tool Corporation reserves the right to make any changes in or improvements on its products without incurring any liability or obligation whatever and without being required to make any corresponding changes or improvements in products previously manufactured or sold.



Three-Year Tool Protection Plan

Bosch will support uptime and performance of all eligible tools in the ProVantage™ program for three years from the original purchase date.

Two-Year Free Battery Replacement Guarantee

For every cordless tool and/or battery purchased, the ProVantage™ member is eligible to receive one battery replacement in exchange for each battery included that does not meet Bosch performance standards.

One-Call Resolution Hotline

A toll-free hotline will be available exclusively for ProVantage™ members allowing them to call Bosch for any assistance in solving tool performance or service needs.

To register or check eligible models call 888-919-7272 or log on to www.boschprovantage.com.



Measuring Tools Limited Warranty Program

Robert Bosch Tool Corporation ("Seller") warrants to the original purchaser only, that all Bosch lasers and measuring tools will be free from defects in material or workmanship for a period of one (1) year from date of purchase. Bosch will extend warranty coverage to two (2) years when you register your product within eight (8) weeks after date of purchase. Product registration card must be complete and mailed to Bosch (postmarked within eight weeks after date of purchase), or you may register on-line at www.boschtools.com/service/productregistration. If you choose not to register your product, a one (1) year limited warranty will apply to your product.

30-Day Money Back Refund or Replacement—

If you are not completely satisfied with the performance of your laser and measuring tools, for any reason, you can return it to your Bosch dealer within 30 days of the date of purchase for a full refund or replacement. To obtain this 30-Day Refund or Replacement, your return must be accompanied by the original receipt for purchase of the laser or optical instrument product. A maximum of two returns per customer will be permitted.

SELLER'S SOLE OBLIGATION AND YOUR EXCLUSIVE REMEDY under this Limited Warranty and, to the extent permitted by law, any warranty or condition implied by law, shall be the repair or replacement of parts, without charge, which are defective in material or workmanship and which have not been misused, carelessly handled, or misrepaired by persons other than Seller or Authorized Service Center. To make a claim under this Limited Warranty, you must return the complete Bosch laser or measuring tool, transportation prepaid, to any BOSCH Factory Service Center or Authorized Service Center. Please include a dated proof of purchase with your tool. For locations of nearby service centers, please visit the Service Locator page on the Bosch website at www.boschtools.com or call 877-267-2499.

THIS WARRANTY PROGRAM DOES NOT APPLY TO TRIPODS AND RODS. Robert Bosch Tool Corporation ("Seller") warrants tripods and leveling rods for a period of one (1) year from date of purchase.

THIS LIMITED WARRANTY DOES NOT APPLY TO OTHER ACCESSORY ITEMS AND RELATED ITEMS. THESE ITEMS RECEIVE A 90 DAY LIMITED WARRANTY.

To make a claim under this Limited Warranty, you must return the complete product, transportation prepaid. For details to make a claim under this Limited Warranty please visit www.boschtools.com or call 877-267-2499.

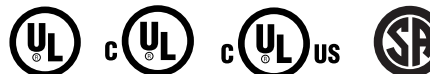
ANY IMPLIED WARRANTIES SHALL BE LIMITED IN DURATION TO ONE YEAR FROM DATE OF PURCHASE. SOME STATES IN THE U.S., AND SOME CANADIAN PROVINCES DO NOT ALLOW LIMITATIONS ON HOW LONG AN IMPLIED WARRANTY LASTS, SO THE ABOVE LIMITATION MAY NOT APPLY TO YOU.

IN NO EVENT SHALL SELLER BE LIABLE FOR ANY INCIDENTAL OR CONSEQUENTIAL DAMAGES (INCLUDING BUT NOT LIMITED TO LIABILITY FOR LOSS OF PROFITS) ARISING FROM THE SALE OR USE OF THIS PRODUCT. SOME STATES IN THE U.S., AND SOME CANADIAN PROVINCES DO NOT ALLOW THE EXCLUSION OR LIMITATION OF INCIDENTAL OR CONSEQUENTIAL DAMAGES, SO THE ABOVE LIMITATION MAY NOT APPLY TO YOU.

THIS LIMITED WARRANTY GIVES YOU SPECIFIC LEGAL RIGHTS, AND YOU MAY ALSO HAVE OTHER RIGHTS WHICH VARY FROM STATE TO STATE IN THE U.S., OR PROVINCE TO PROVINCE IN CANADA AND FROM COUNTRY TO COUNTRY.

THIS LIMITED WARRANTY APPLIES ONLY TO PRODUCTS SOLD WITHIN THE UNITED STATES OF AMERICA, CANADA AND THE COMMONWEALTH OF PUERTO RICO. FOR WARRANTY COVERAGE WITHIN OTHER COUNTRIES, CONTACT YOUR LOCAL BOSCH DEALER OR IMPORTER.

Listed



Underwriters Laboratories Inc. Listing/Canadian Standards Association Certification

Robert Bosch Tool Corporation is pledged to a continuing program for achieving and maintaining recognition from safety certification authorities throughout the world. As part of our conformance to these rigid standards, we are proud to display these symbols of recognition. All Bosch power tools are UL listed, except models, RS5, 3931A, 1297DK and 1613AEVS. All tools comply with OSHA standards.



Symbols

Double Insulated

Grounded

U.S. Department of Labor Occupational Safety And Health Act—(OSHA) Safety And Health Regulations For Construction

Bosch power tools are constructed in accordance with applicable, published federal standards and the latest amendments to these standards. If specific questions concerning the conformance of our product should arise, informed and qualified personnel are available to provide prompt clarification.

Bosch Trademarks

3Max™	Multi-X™
Airsweep™	OIS™
AutoStart™	One-Hand™ SDS-max®
Axial-Glide™	Posi-Lok™
Blue Granite™	Power Box™
Brute™	PowerGrip™
Brute Tough™	Progressor™
Bulldog™	Quick Change™
Colt™	Rapido™
Impactor™	SDS-max®
Compact Tough™	SDS-plus®
Constant Response™	Service Minder™
Daredevil™	SheetLoc™
Dimpler®	SpeedCore™
Dual-Bevel Glide™	SpeedX™
Durashield™	SquareLock™
Finecut™	Turbo™ Power
Gravity-Rise™	Unishear®
HammerHook™	Vario-Lock™
Impact Tough™	Wallscanner D-tect™
L-Boxx®	Woodrazor®
Lockjaw™	Xtra-clean™
MultiConstruction™	

Bosch Service Trademarks

MaxVantage™
ProVantage™
RapidRepair®



Third Party Trademarks

Allen is a registered trademark of Industrial Fasteners, Inc.
Phillips, Pozidrive, Torq-Set and Tri-Wing are registered trademarks of Phillips Screw Co.
Porter-Cable® is a proprietary trademark of The Black & Decker Corporation
SIRIUS, XM® and all related marks and logos are trademarks of SIRIUS XM Radio Inc. and its subsidiaries
Spec Mix Bricklayer 500 is a registered trademark of Spec Mix, Inc.
Torx is a registered trademark of Textron, Inc.
UL and the UL logo are trademarks of Underwriters Laboratories, Inc.

All other trademarks and registered trademarks are the property of their respective owners.


Trade Associations



Institute For Rental Management
FOUNDER



Independent Electrical Contractors



Robert Bosch Tool Corporation
1800 W. Central Rd.
Mount Prospect, IL 60056
Telephone 224-232-2000
Fax 224-232-3169
www.boschtools.com

2012-001
January 2012



BOSCH
Invented for life

