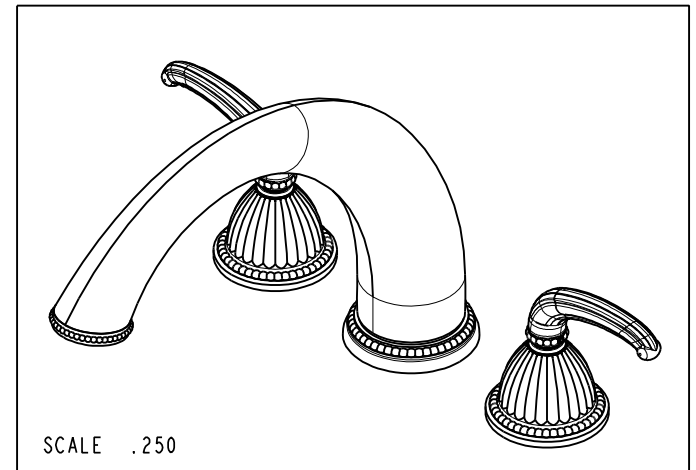
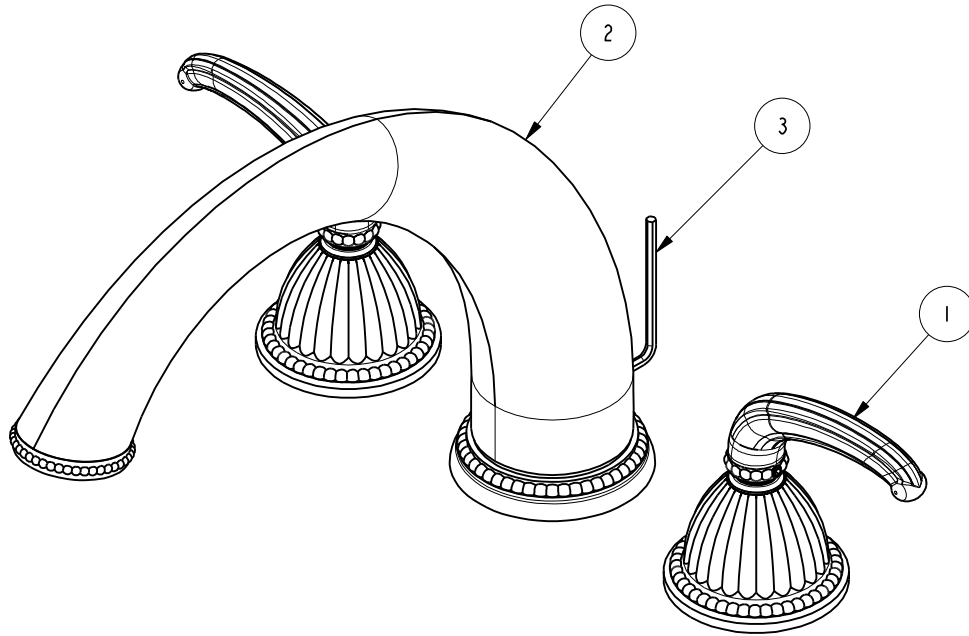


NOTES:

1. TO INSPECT ASSEMBLY, FOLLOW FIRST ARTICLE AND IN PROCESS INSPECTION SHEET.

BILL OF MATERIAL (CURRENT LEVEL)

ITEM	PT/ASSY	DESCRIPTION	TYPE	QTY.
1	3-159	TRIM KIT - STOP VALVE	ASSEMBLY	2
2	3-260	ROMAN TUB SPOUT ASSEMBLY	ASSEMBLY	1
3	92422	HEX KEY, 1/8" ALLOY STEEL	PART	1



ZONE	REV	DESCRIPTION	DATE	APPROVED
-	C	EN-4300w	02/02/21	R.S.
-	B	EN-2032	01/07/14	01/07/14
-	A	RELEASED	-	-

COPYRIGHT 2005 BRASSTECH, INC. THESE DRAWINGS AND THE DESIGNS DEPICTED HEREIN ARE THE PROPRIETARY PROPERTY OF BRASSTECH. ANY USE OR REPRODUCTION IS SUBJECT TO THE EXPRESS APPROVAL OF BRASSTECH. UNAUTHORIZED USE IS STRICTLY PROHIBITED. ALL RIGHTS RESERVED.

TESTING	-	-	-
ASSEMBLY	-	-	-
PLATING	-	-	-
POLISHING	-	NEXT ASSY	USED ON
MACHINING	-	APPLICATION	
TOOLING FIXTURE #	REMOVE ALL BURRS AND SHARP EDGES		

UNITS ARE: INCHES [MM]
TOLERANCES ARE:
FRACTIONS DECIMALS ANGLES
±1/16" .X ±.1 [2.5] ±°
.XX ±.06 [1.5]

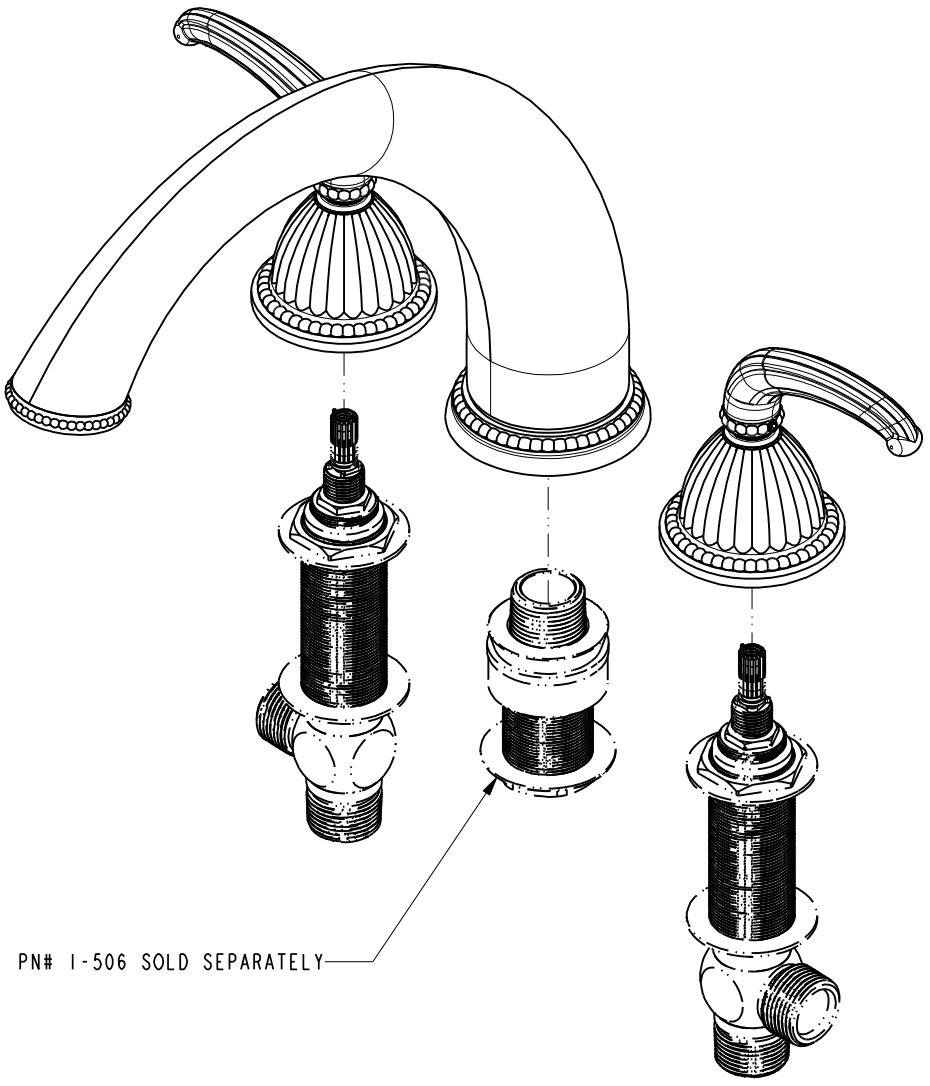
(X.XXX) DENOTES CRITICAL DIMS.
ALL THREADS ARE CRITICAL

DRAWN	JINSON	02/02/21
CHECKED	R.S.	02/02/21
APPROVED	R.S.	02/02/21

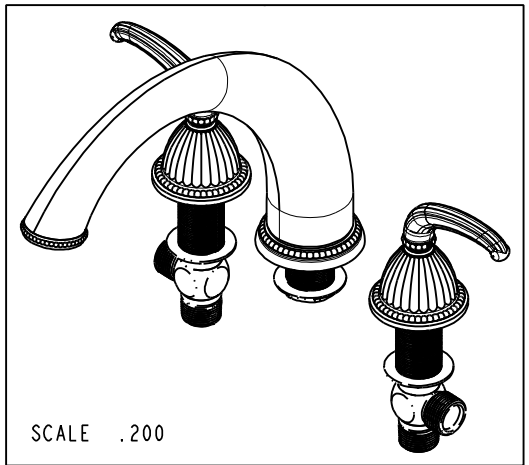
BRASSTECH 2001 CARNEGIE AVE.
INCORPORATED SANTA ANA, CA 92705
(949) 417-5207

TRIM KIT ROMAN TUB-2 VALVE

DWG NO.	3-886	REV	C
SCALE	.375	REF.	-
SHEET	1	OF	3



PN# 1-506 SOLD SEPARATELY



BRASSTECH		2001 CARNEGIE AVE. SANTA ANA, CA 92705 (949) 417-5207	
INCORPORATED			
DWG NO.	3-886	REV	C
SCALE .375	REF. -	SHEET 2 OF 3	

