




WORLD'S STRONGEST FIXTURES AND FASTENERS®



WINGITS Catalog

Table of Contents

Click on an item of interest and you will be directed to the corresponding technical data sheets.

To return to the Table of Contents, there is a **Return to Table of Contents** button in the top right corner of each section cover.

For more information, please contact us by email at sales@wingits.com or by calling 877.894.6448.

INFINITE Elegance™

INFINITE Transitional™

INFINITE Squared™

MODERN Elegance™

MODERN Transitional™

Curved Shower Rods

Baskets & Racks

Foot Rests

FORZA™ Floating Shelves

Grab Bars


Fasteners & Drill Bits

Shower Seats & Tub Benches

WINGITS® INFINITE Elegance™

[Return to Table of Contents](#)

Structural, sleek, beautiful, everlasting design



WINGITS® INFINITE Elegance™

Structural 18/8 Stainless Steel Grab Bar

Model: WGB5IE

Part Numbers:

WGB5IEPS6 6" Polished Finish	WGB5IESN6 6" Satin Finish
WGB5IEPS8 8" Polished Finish	WGB5IESN8 8" Satin Finish
WGB5IEPS12 12" Polished Finish	WGB5IESN12 12" Satin Finish
WGB5IEPS16 16" Polished Finish	WGB5IESN16 16" Satin Finish
WGB5IEPS18 18" Polished Finish	WGB5IESN18 18" Satin Finish
WGB5IEPS24 24" Polished Finish	WGB5IESN24 24" Satin Finish
WGB5IEPS30 30" Polished Finish	WGB5IESN30 30" Satin Finish
WGB5IEPS32 32" Polished Finish	WGB5IESN32 32" Satin Finish
WGB5IEPS36 36" Polished Finish	WGB5IESN36 36" Satin Finish
WGB5IEPS42 42" Polished Finish	WGB5IESN42 42" Satin Finish
WGB5IEPS48 48" Polished Finish	WGB5IESN48 48" Satin Finish
WGB5IEPS54* 54" Polished Finish	WGB5IESN54* 54" Satin Finish
WGB5IEPS60* 60" Polished Finish	WGB5IESN60* 60" Satin Finish

*Grab Bars include center support.



Contemporary design combines with a fully HeliArc welded construction, resulting in a Grab Bar with:

- Structural Stainless Steel
- Beauty-Functionality-Durability
- No lines for dirt to collect - maintenance free
- Unparalleled strength

MECHANICAL DATA

Height: 2" (5.1cm)

Length: See product part number for length. Complete length of Grab Bar is usable surface.

Diameter: 1.25" (3.2cm)

PRODUCT COMPOSITION

Entire product is 18/8 (304) stainless steel. Solid caps and pins are HeliArc welded to 18 gauge tube.

MODALITY

Use: Wall Installation. **Load Capability:** 800 lbs. (362.9kg) when properly installed.

INSTALLATION

WingIts® INFINITE Elegance™ Structural Stainless Steel Grab Bars are designed to hold live loads and **must be installed into adequate structural blocking** or with **WingIts®** Grab Bar Fasteners for MODERN Elegance products. (GBWME40)

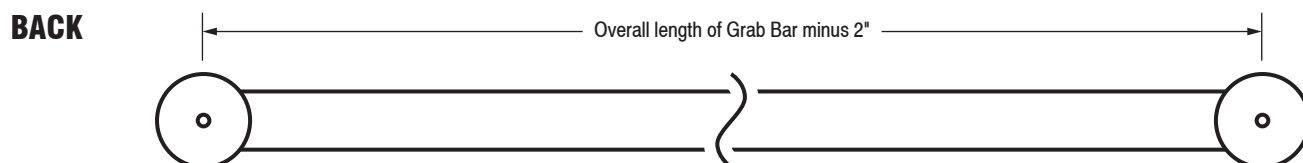
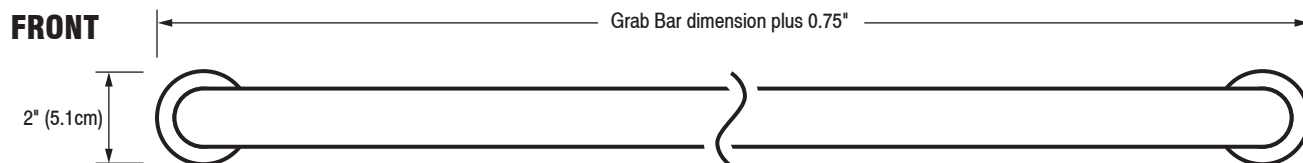
CERTIFICATIONS

WingIts® INFINITE Elegance™ Structural Stainless Steel Grab Bars meet or exceed the applicable requirements of all building codes, ADA criteria, and 2010 ADAAG and 2009 ANSI standards.

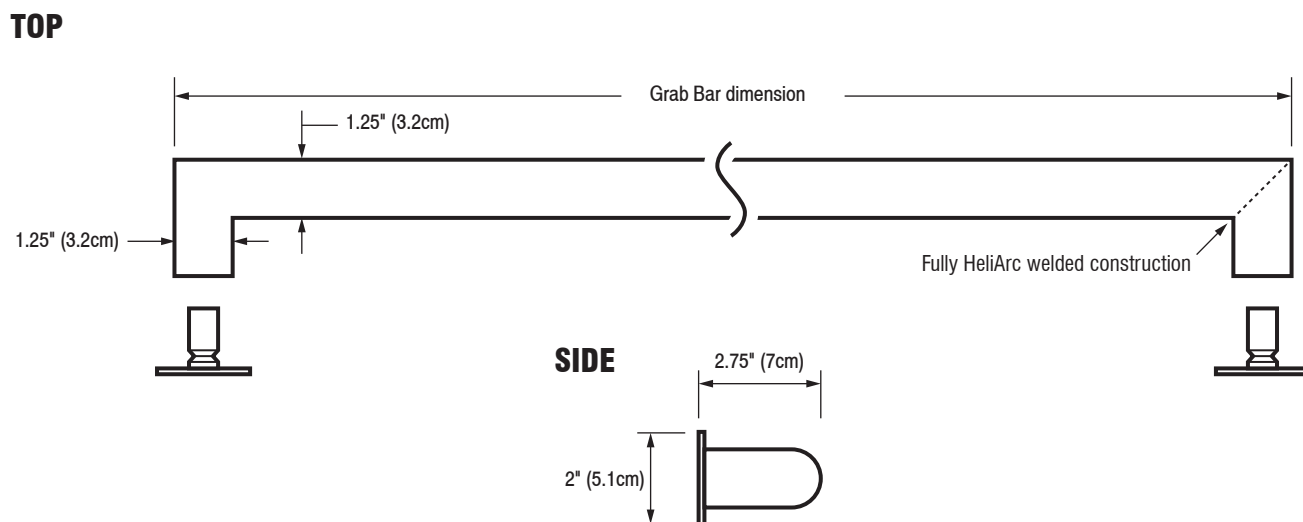
RECOMMENDED INTEGRATION

For hollow wall construction, it is recommended that **WingIts®** Grab Bar Fasteners for MODERN Elegance products (GBWME40) are used with this product.

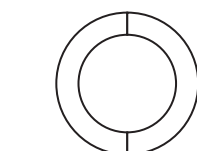
WINGITS®



To determine the installation points of the Grab bar, DEDUCT 1.25" from the Grab bar length.
e.g., A 24" Grab bar has mount holes at 22.75".




INCLUDED HARDWARE



3M® Waterproof ME Tape x 2



S/S Screw for Blocking x 2

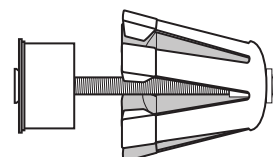


Allen Wrench x 1



Set Screw x 2

OPTIONAL HARDWARE (Sold Separately)



WingIts® MODERN Elegance™
Grab Bar Fasteners (GBWME40) x 2

WINGITS® INFINITE Elegance™

Towel Bar

Model:
WIETB

Part Numbers:

WIETBPS6 6" Polished Finish	WIETBSN6 6" Satin Finish
WIETBPS12 12" Polished Finish	WIETBSN12 12" Satin Finish
WIETBPS18 18" Polished Finish	WIETBSN18 18" Satin Finish
WIETBPS24 24" Polished Finish	WIETBSN24 24" Satin Finish
WIETBPS30 30" Polished Finish	WIETBSN30 30" Satin Finish
WIETBPS36 36" Polished Finish	WIETBSN36 36" Satin Finish

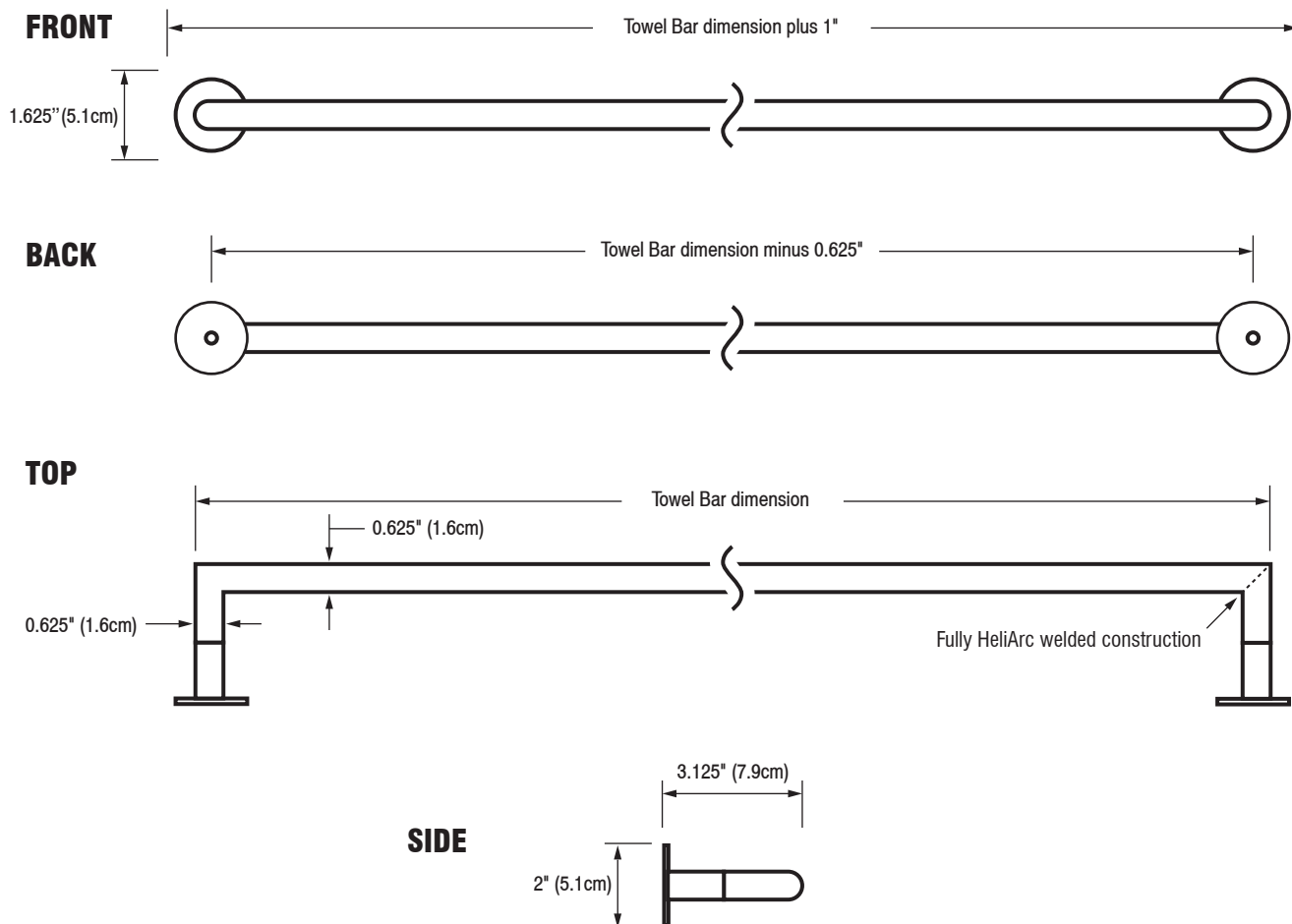


Contemporary design combines with a fully HeliArc welded construction, resulting in a Towel Bar with:

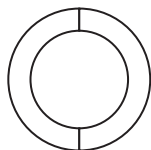
- Structural Stainless Steel
- Beauty-Functionality-Durability
- No lines for dirt to collect - maintenance free
- Unparalleled strength

MECHANICAL DATA
Length: See product part number for length. Projection: 3.125" (7.6cm)
PRODUCT COMPOSITION
Entire product is 18/8 (304) stainless steel. Solid caps and pins are HeliArc welded to 18 gauge tube.
MODALITY
Use: Wall Installation. Load Capability: 100 lbs. (45.4kg)
INSTALLATION
WINGITS® INFINITE Elegance™ Towel Bars are designed to be installed into adequate structural blocking or with optional WINGITS® Fasteners (MAW35) .
RECOMMENDED INTEGRATION
For hollow wall construction, it is recommended that WINGITS® Fasteners (MAW35) are used with this product.

WINGITS®




INCLUDED HARDWARE



3M® Waterproof ME Tape x 2



S/S Screw for Blocking x 2

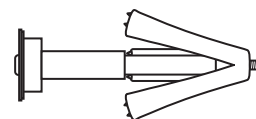


Allen Wrench x 1



Set Screw x 2

OPTIONAL HARDWARE (Sold Separately)



Wingits® Fastener (MAW35) x 2

WINGITS® INFINITE Elegance™

Glass Mounted Towel Bar

Model:
WIETBGM

Part Numbers:

WIETBGMP825

8.25" Polished Finish

WIETBGMP125

12.5" Polished Finish

WIETBGMP165

16.5" Polished Finish

WIETBGMP24

24" Polished Finish

WIETBGMP825T

8.25" Polished Finish

Includes Optional Interior Towel Hook

WIETBGMP125T

12.5" Polished Finish

Includes Optional Interior Towel Hook

WIETBGMP165T

16.5" Polished Finish

Includes Optional Interior Towel Hook

WIETBGMP24T

24" Polished Finish

Includes Optional Interior Towel Hook



Contemporary design combines with a fully HeliArc welded construction, resulting in a Towel Bar with:

- Unparalleled strength
- Beauty
- Functionality
- Durability
- No lines for dirt to collect - maintenance free
- Includes silicon washers to protect glazing

MECHANICAL DATA

Length: See product part number for length.

Projection: 2.5" (6.4cm)

PRODUCT COMPOSITION

Entire product is 18/8 (304) stainless steel.

MODALITY

Use: Glass panel installation.

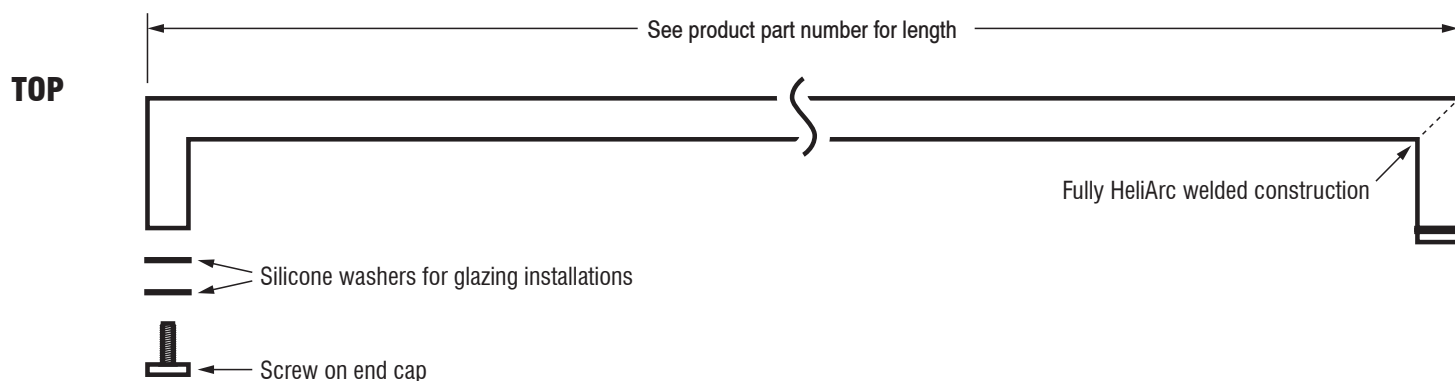
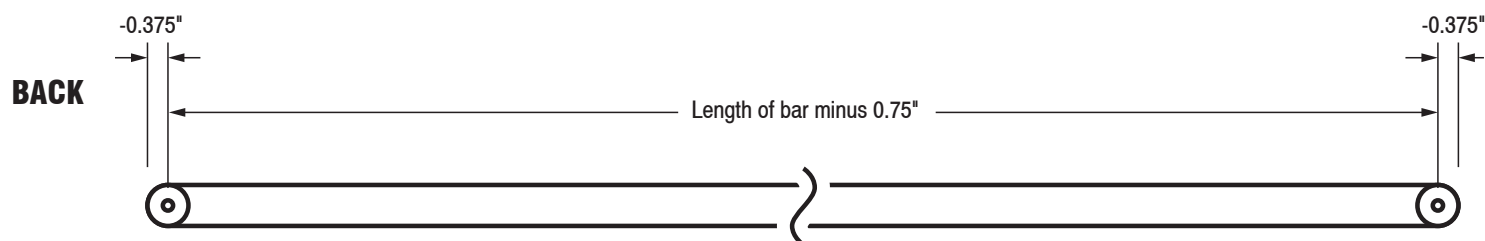
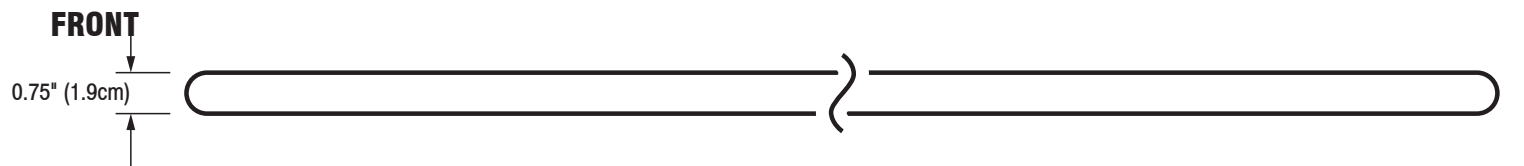
INSTALLATION

WingIts® INFINITE Elegance™ Glass Mounted Towel Bars are designed to be installed into glazing and other panels from 0.25"-0.50" (6-13mm) thickness by placing one of the silicone washers on each side of glazing prior to tightening the towel bar.

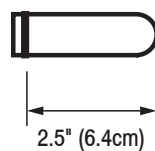
RECOMMENDED INTEGRATION

WingIts® INFINITE Elegance™ Glass Mounted Towel Bars are designed to match all INFINITE Elegance™ Bath Accessories.

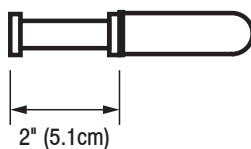
WINGITS®



SIDE



Interior Towel Hook Option



WINGITS® INFINITE Elegance™

Vanity Mounted Towel Bar

Model:

WIETBVM

Part Numbers:

WIETBVMP20

20" Polished Finish

WIETBVMSN20

20" Satin Finish



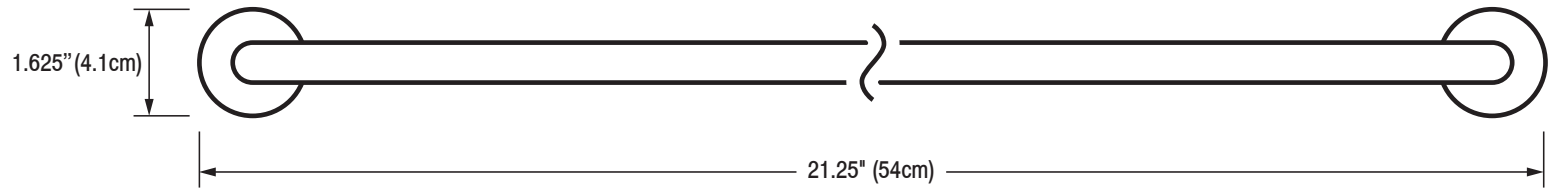
Contemporary design combines with a fully HeliArc welded construction, resulting in a Towel Bar with:

- Structural Stainless Steel
- Beauty-Functionality-Durability
- No lines for dirt to collect - maintenance free
- Unparalleled strength

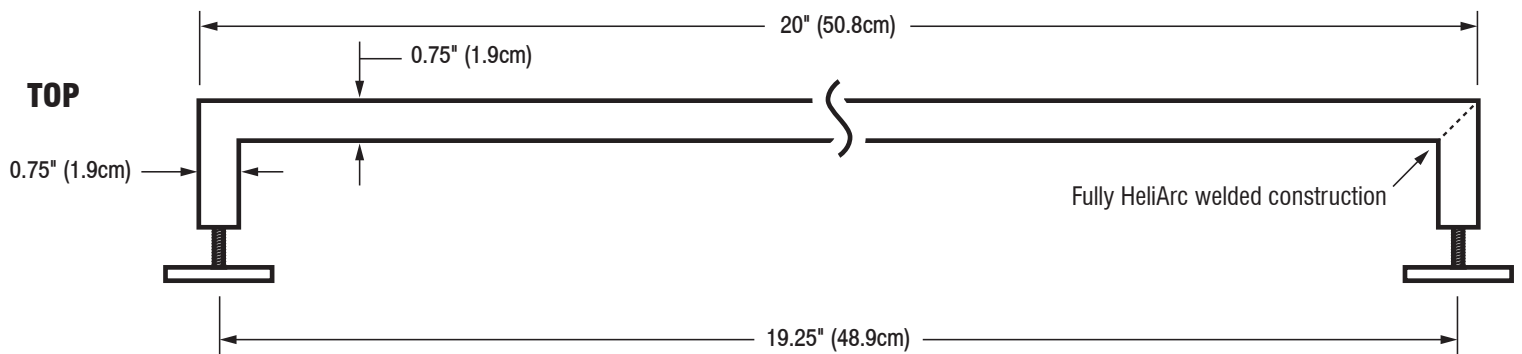
MECHANICAL DATA
Length: 21.25" (54cm)
Projection: 3.375" (7.6cm)
PRODUCT COMPOSITION
Entire product is 18/8 (304) stainless steel.
MODALITY
Use: Vanity Installation.
INSTALLATION
WingIts® INFINITE Elegance™ Vanity Mounted Towel Bars are designed to be installed into panels from 0.25"-0.75" (6-19mm) thickness.
RECOMMENDED INTEGRATION
WingIts® INFINITE Elegance™ Vanity Mounted Towel Bars are designed to match all INFINITE Elegance™ Bath Accessories.

WINGITS®

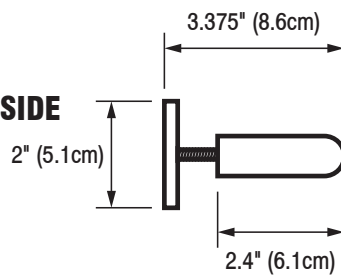
FRONT



TOP



SIDE



WINGITS® INFINITE Elegance™

24" Double Towel Bar

Model:

WIEDTB

Part Numbers:

WIEDTBPS24

24" Wide

Polished Finish

WIEDTBSN24

24" Wide

Satin Finish

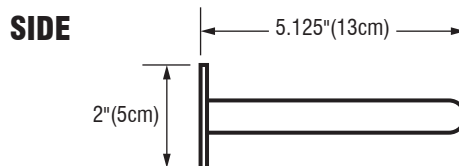
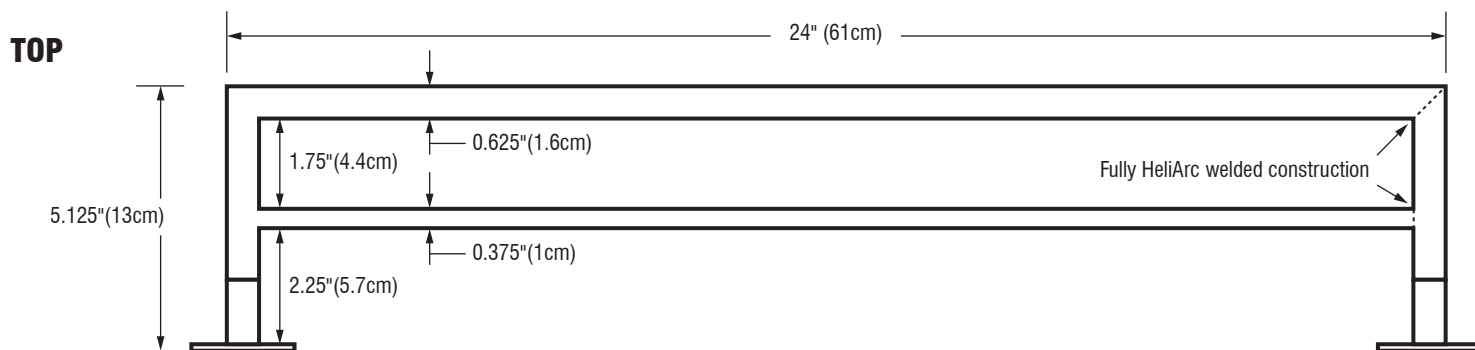
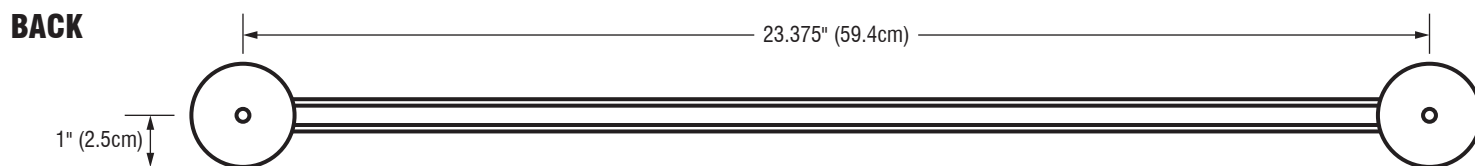
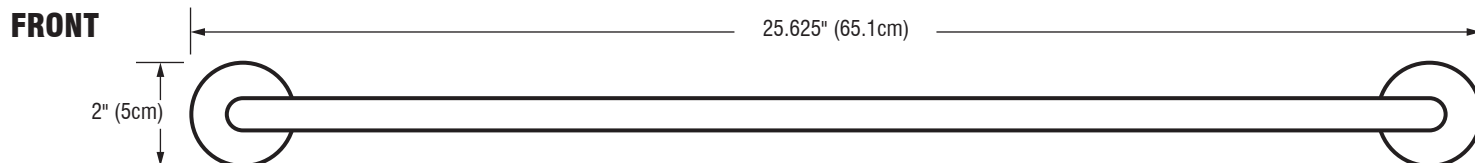


Contemporary design combines with a fully HeliArc welded construction, resulting in a Towel Bar with:

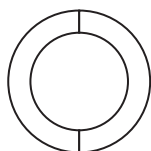
- Structural Stainless Steel
- Beauty-Functionality-Durability
- No lines for dirt to collect - maintenance free
- Unparalleled strength

MECHANICAL DATA
Length: 25" (63.5cm) Projection: 5.125" (13cm)
PRODUCT COMPOSITION
Entire product is 18/8 (304) stainless steel. Solid caps and pins are HeliArc welded to 18 gauge tube.
MODALITY
Use: Wall Installation.
INSTALLATION
WINGITS® INFINITE Elegance™ Double Towel Bars are designed to be installed into adequate structural blocking or with WINGITS® Master Anchor Fasteners(MAW35) .
RECOMMENDED INTEGRATION
For hollow wall construction, it is recommended that WINGITS® Fasteners (MAW35) are used with this product.

WINGITS®




INCLUDED HARDWARE



3M® Waterproof ME Tape x 2



S/S Screw for Blocking x 2

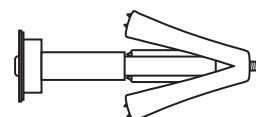


Allen Wrench x 1



Set Screw x 2

OPTIONAL HARDWARE (Sold Separately)



Wingits® Fasteners (MAW35) x 2

WINGITS® INFINITE Elegance™

Towel Ring

Model:
WIETRING

Part Numbers:

WIETRINGS

Polished Finish

WIETRINGSN

Satin Finish



Contemporary design combines with **PATENTED** BridgeBind™ Technology resulting in a Grab Bar with:

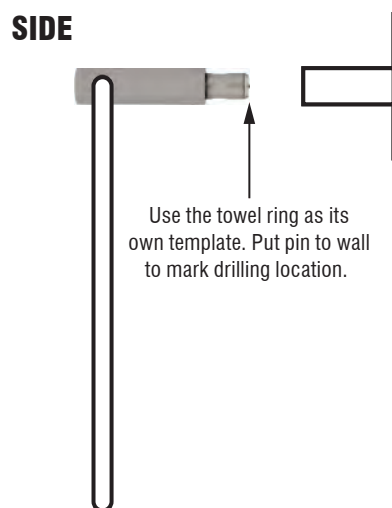
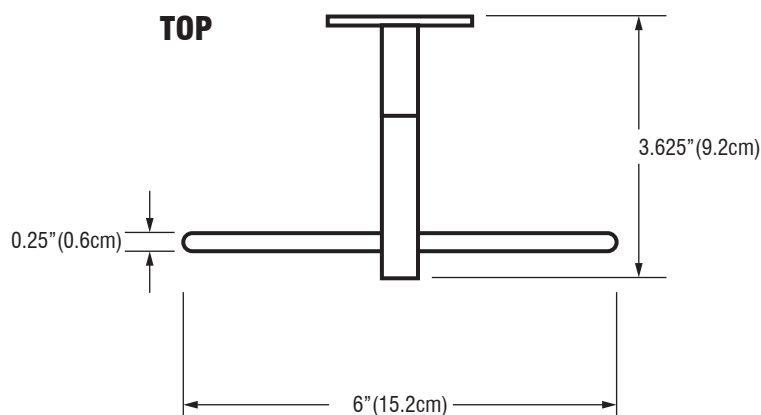
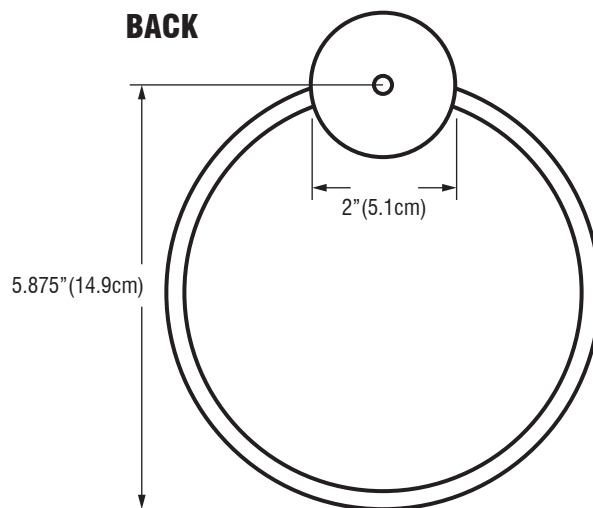
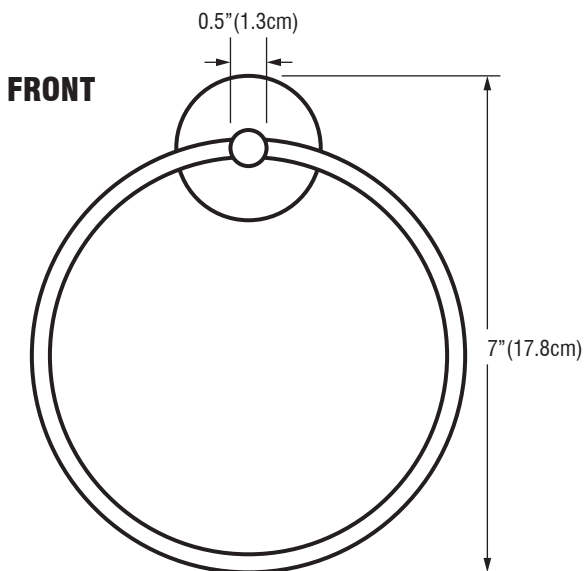
- Solid Stainless Steel Ring
- Beauty-Functionality-Durability
- No lines for dirt to collect - maintenance free
- Unparalleled strength

BridgeBind™ Technology is the result of drilling a hole completely through stainless steel tubing, inserting a solid stainless steel pin, and HeliArc welding the pin to the far point of the tube; solidifying the pin and tube into one piece. Creating the ultimate structural bond.

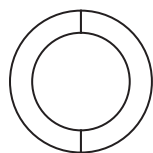
MECHANICAL DATA	
Height: 7" (17.8cm)	Diameter: 6" Ring (15.2cm)
Width: 6" (15.2cm)	
Projection: 3.625" (9.2cm)	
PRODUCT COMPOSITION	
Entire product is 18/8 (304) stainless steel. Stainless steel ring with solid stainless steel stand-offs.	
MODALITY	
Use: Wall Installation.	
INSTALLATION	
Wingits® INFINITE Elegance™ Towel Rings are designed to be installed into adequate structural blocking.	
RECOMMENDED INTEGRATION	
For the strongest possible installation, it is recommended that Wingits® Master Anchor (MAW35) is used with this product.	

20140820_rev2

WINGITS®



INCLUDED HARDWARE



3M® Waterproof ME Tape x 1



S/S Screw for Blocking x 1

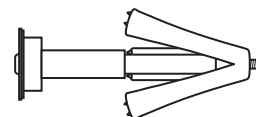


Allen Wrench x 1



Set Screw x 1

OPTIONAL HARDWARE (Sold Separately)



WingIts® Master Anchor (MAW35) x 1

WINGITS® INFINITE Elegance™

Horizontal/Vertical Toilet Paper Holder

Model:
WIEHVTPH

Part Numbers:

WIEHVTPHPS

Polished Finish

WIEHVTPHSN

Satin Finish



Contemporary design combines with a fully HeliArc welded construction, resulting in a Toilet Paper Holder with:

- Structural Stainless Steel
- Beauty-Functionality-Durability
- No lines for dirt to collect - maintenance free
- Unparalleled strength

MECHANICAL DATA

Height: 1.625" (4.1275cm)

Width: 6.75" (17.1cm)

Projection: 3" (7.6cm)

PRODUCT COMPOSITION

Entire product is 18/8 (304) stainless steel. Solid caps and pins are HeliArc welded to 18 gauge tube.

MODALITY

Use: Can be used in horizontal or vertical position.

INSTALLATION

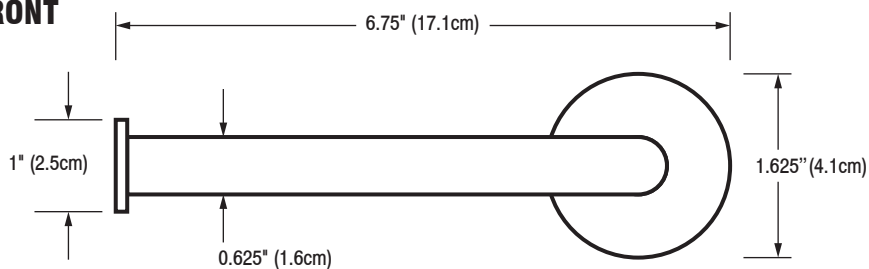
Install **WingIts® INFINITE Elegance™** Horizontal Vertical Toilet Paper Holders **into adequate structural blocking** (included S/S screws) or into hollow walls with **WingIts®** Fastener.

RECOMMENDED INTEGRATION

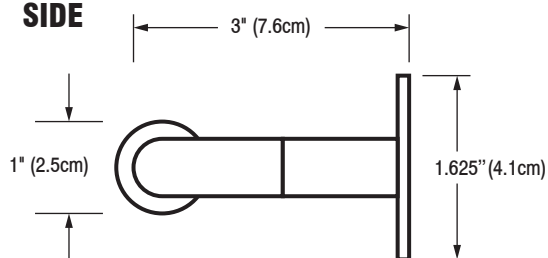
It is recommended that **WingIts®** Master Anchor (MAW35) is used with this product.

WINGITS®

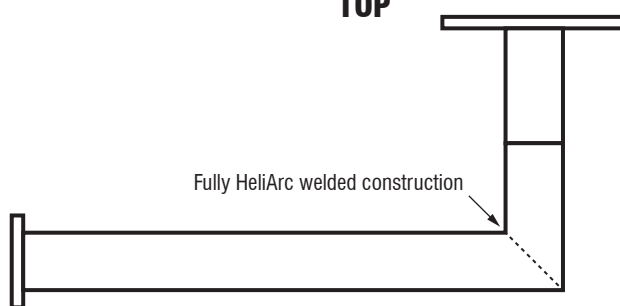
FRONT



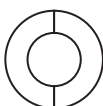
SIDE




TOP



INCLUDED HARDWARE



3M® Waterproof ME Tape x 1



Allen Wrench x 1

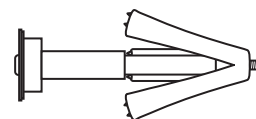


S/S Screw for Blocking x 1



Set Screw x 1

OPTIONAL HARDWARE (Sold Separately)



WingIts® Master Anchor (MAW35)

WINGITS®

Model:

WIEDHVTPH

Part Numbers:

WIEDHVTPHPS

Polished Finish

WIEDHVTPHSN

Satin Finish

INFINITE Elegance™

Double Horizontal Vertical Toilet Paper Holder



Contemporary design combines with **PATENTED** BridgeBind™ Technology resulting in a Toilet Paper Holder with:

- Structural Stainless Steel
- Beauty-Functionality-Durability
- No lines for dirt to collect - maintenance free
- Unparalleled strength

BridgeBind™ Technology is the result of drilling a hole completely through stainless steel tubing, inserting a solid stainless steel pin, and HeliArc Welding the pin to the far point of the tube; solidifying the pin and tube into one piece. Creating the ultimate structural bond.

MECHANICAL DATA

Height: 8.25" (21cm)

Width: 8.25" (21cm)

Projection: 3" (7.6cm)

PRODUCT COMPOSITION

Entire product is 18/8 (304) stainless steel. Solid caps and pins are HeliArc welded to 18 gauge tube.

MODALITY

Use: Wall Installation

INSTALLATION

WINGITS® INFINITE Elegance™ Double Horizontal Vertical Toilet Paper Holders are designed to be **installed into adequate structural blocking** or with **WINGITS®** Fasteners (MAW35).

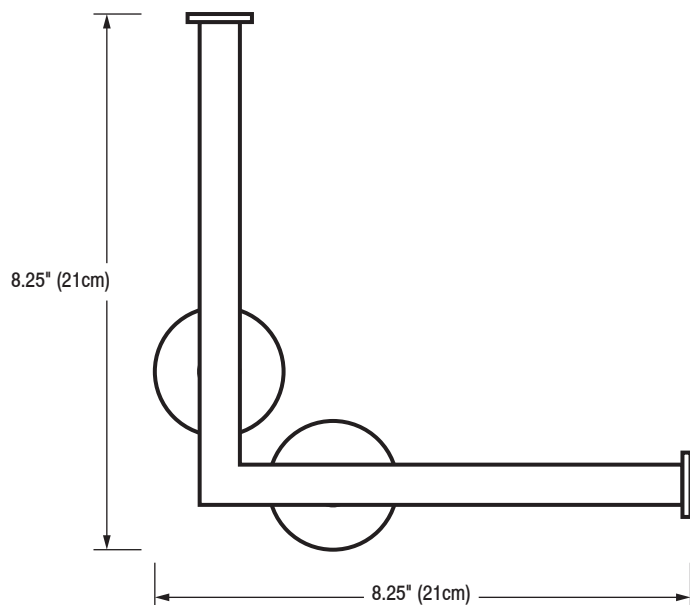
RECOMMENDED INTEGRATION

For hollow wall construction, it is recommended that **WINGITS®** Fasteners (MAW35) are used with this product.

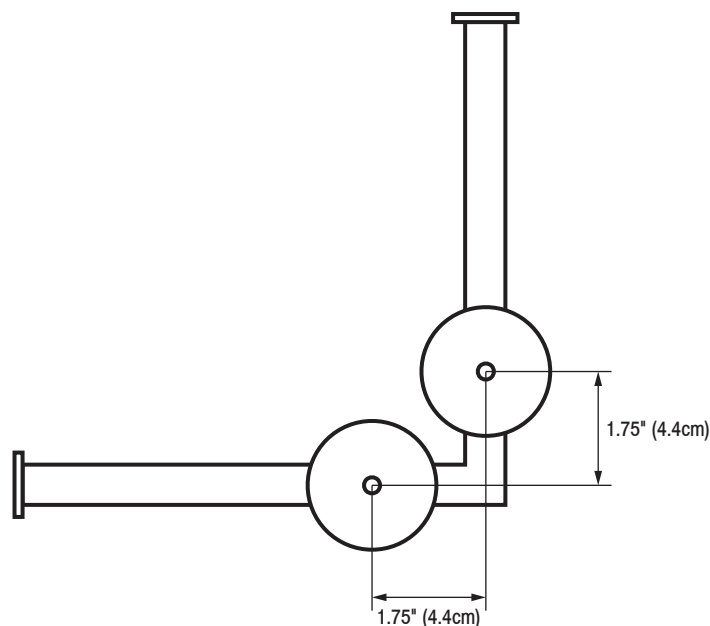
20140820_rev5

WINGITS®

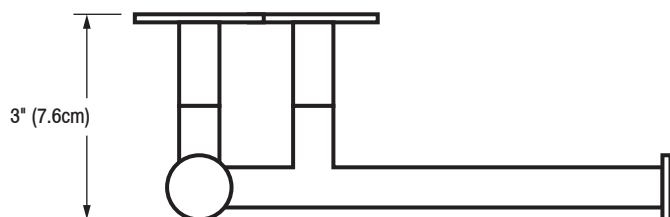
FRONT



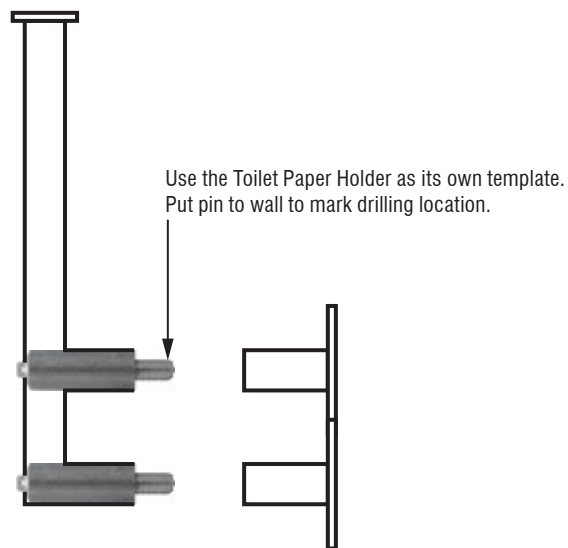
BACK



TOP

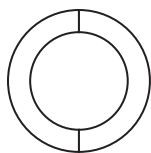


SIDE



BridgeBind™ Technology:
Solid stainless steel pin is HeliArc
welded to stainless steel tube.

INCLUDED HARDWARE



3M® Waterproof ME Tape x 2



S/S Screw for Blocking x 2



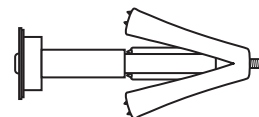
Allen Wrench x 1



Set Screw x 2

OPTIONAL HARDWARE

(Sold Separately)



WingIts® Fastener (MAW35) x 2

WINGITS®**INFINITE™ Elegance Single Robe Hook
with Single Mitered Edge****Model:****WIESRHPSM1***INFINITE™ ELEGANCE SINGLE ROBE HOOK
BRIGHT POLISHED STAINLESS STEEL FINISH***Model:****WIESRHSNM1***INFINITE™ ELEGANCE SINGLE ROBE HOOK
SATIN STAINLESS STEEL FINISH*

Contemporary design combines with structural durability resulting in the World's Strongest Bath Accessories™ which features:

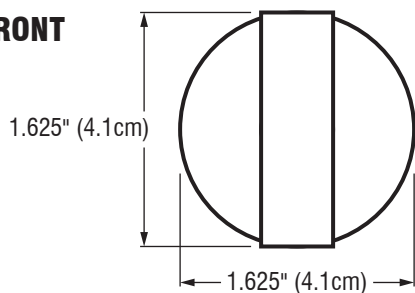
- 18/8 Stainless Steel.
- Unparalleled strength.
- Beauty.
- Functionality.
- Durability.
- No maintenance.

18/8 (304) HeliArc welded stainless polished steel.

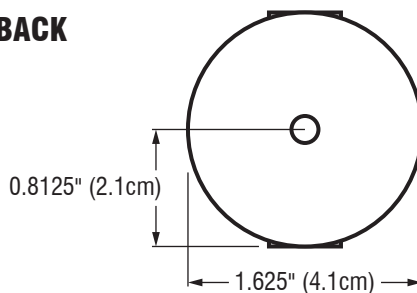
MECHANICAL DATA	
Height: 1.625" (4.1cm)	Weight: 3.5oz. (98g)
Width: 1.625" (4.1cm)	
Depth: 2.25" (5.7cm)	
PRODUCT COMPOSITION	
Entire product is solid 18/8 (304) HeliArc welded stainless steel.	
MODALITY	
Use: Mitered Edge can be used in up or down vertical position.	
INSTALLATION	
WingIts® Stainless Steel Single Robe Hooks are designed to be installed into adequate structural blocking or with optional WingIts® Fastener.	
RECOMMENDED INTEGRATION	
It is recommended that WingIts® Master Anchor for INFINITE™ Elegance Bath Accessories (MAWME35) is used with this product.	

WINGITS®

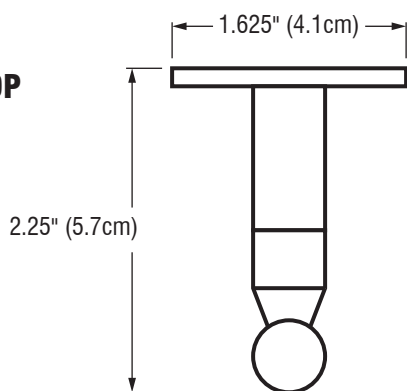
FRONT



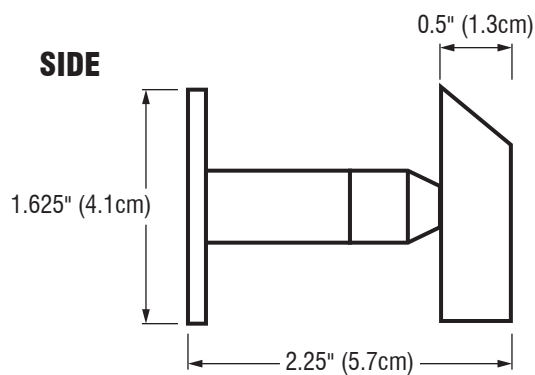
BACK



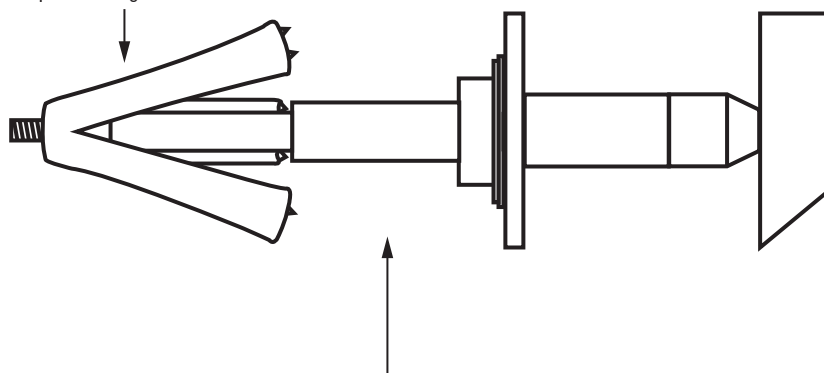
TOP



SIDE

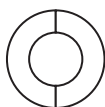


Optional WingIts' Fastener



Use the Robe Hook as its own template.
Put pin to wall to mark drilling location.

INCLUDED HARDWARE



3M® Waterproof ME Tape x 1



Allen Wrench x 1



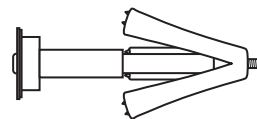
S/S Screw for Blocking x 1



Set Screw x 1

OPTIONAL HARDWARE

(Sold Separately)



WingIts® Master Anchor for MODERN Elegance™
Bath Accessories (MAWME35) x 1

WINGITS® INFINITE™ Elegance Single Robe Hook with Double Mitered Edge

Model:

WIESRHPSM2

INFINITE™ ELEGANCE SINGLE ROBE HOOK
BRIGHT POLISHED STAINLESS STEEL FINISH

Model:

WIESRHSNM2

INFINITE™ ELEGANCE SINGLE ROBE HOOK
SATIN STAINLESS STEEL FINISH



Contemporary design combines with structural durability resulting in the World's Strongest Bath Accessories™ which features:

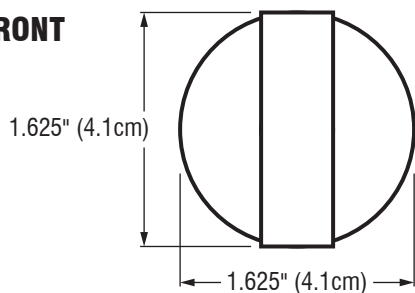
- 18/8 Stainless Steel.
- Unparalleled strength.
- Beauty.
- Functionality.
- Durability.
- No maintenance.

18/8 (304) HeliArc welded stainless polished steel.

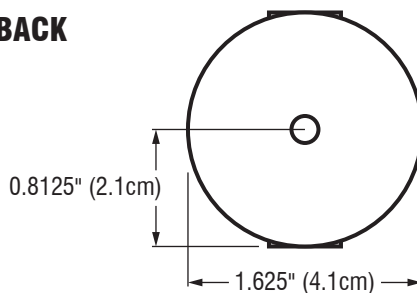
MECHANICAL DATA	
Height: 1.625" (4.1cm)	Weight: 3.5oz. (98g)
Width: 1.625" (4.1cm)	
Depth: 2.25" (5.7cm)	
PRODUCT COMPOSITION	
Entire product is solid 18/8 (304) HeliArc welded stainless steel.	
MODALITY	
Use: Can be used in horizontal or vertical position.	
INSTALLATION	
WINGITS® Stainless Steel Single Robe Hooks are designed to be installed into adequate structural blocking or with optional WINGITS® Fastener.	
RECOMMENDED INTEGRATION	
It is recommended that WINGITS® Master Anchor for INFINITE™ Elegance Bath Accessories (MAWME35) is used with this product.	

WINGITS®

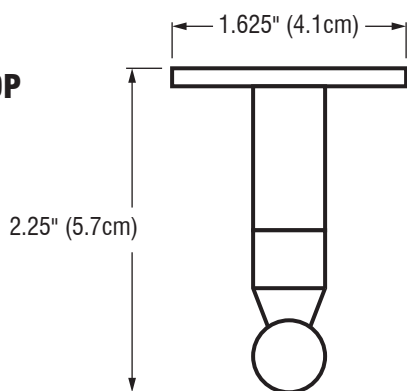
FRONT



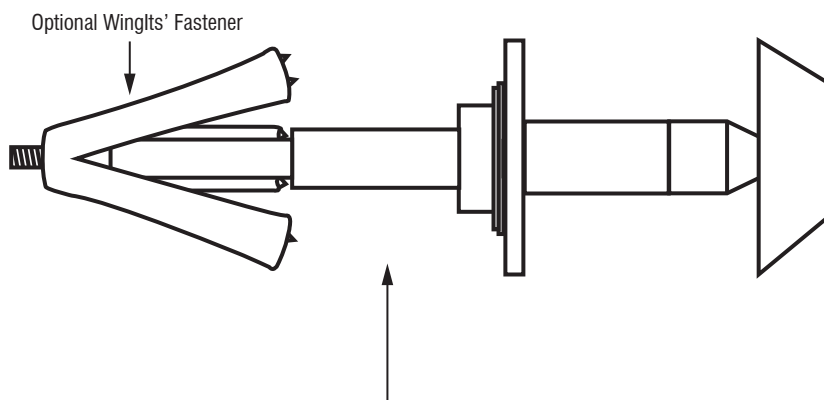
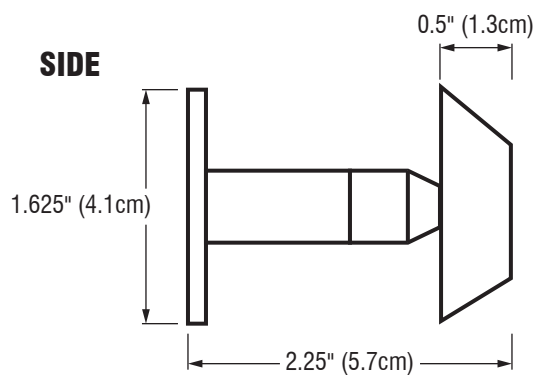
BACK



TOP

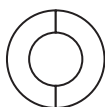


SIDE



Use the Robe Hook as its own template.
Put pin to wall to mark drilling location.

INCLUDED HARDWARE



3M® Waterproof ME Tape x 1



Allen Wrench x 1



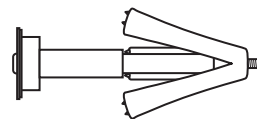
S/S Screw for Blocking x 1



Set Screw x 1

OPTIONAL HARDWARE

(Sold Separately)



Wingits® Master Anchor for MODERN Elegance™
Bath Accessories (MAWME35) x 1

WINGITS® INFINITE Elegance™

Double Mitered Robe Hook

Model:
WIEDRH

Part Numbers:

WIEDRHPS

Polished Finish

WIEDRHSN

Satin Finish

Stainless steel screws are included to install into adequate structural blocking.



Contemporary design combines with **PATENTED** BridgeBind™ Technology resulting in a Robe Hook with:

- Structural Stainless Steel
- Beauty-Functionality-Durability
- No lines for dirt to collect - maintenance free
- Unparalleled strength

BridgeBind™ Technology is the result of drilling a hole completely through stainless steel tubing, inserting a solid stainless steel pin, and HeliArc welding the pin to the far point of the tube; solidifying the pin and tube into one piece. Creating the ultimate structural bond.

MECHANICAL DATA

Height: 1.625" (4.1cm)
Width: 3" (7.6cm)
Projection: 2.125" (5.4cm)

PRODUCT COMPOSITION

Entire product is 18/8 (304) stainless steel. Solid caps and pins are HeliArc welded to 18 gauge tube.

MODALITY

Use: Wall Installation.

INSTALLATION

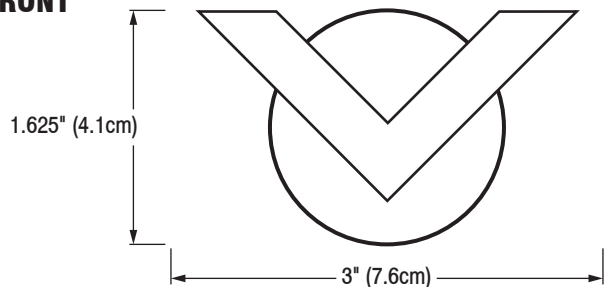
WingIts® Stainless Steel Double Robe Hooks are designed to be **installed into adequate structural blocking.**

RECOMMENDED INTEGRATION

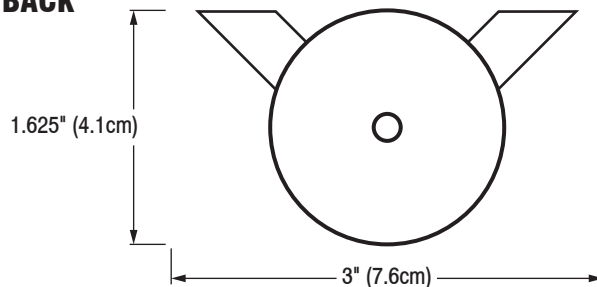
It is recommended that **WingIts®** Master Anchor (MAW35) is used with this product.

WINGITS®

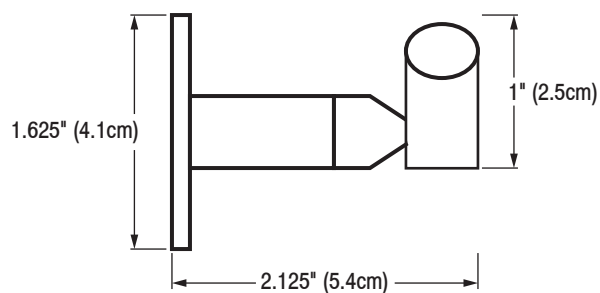
FRONT



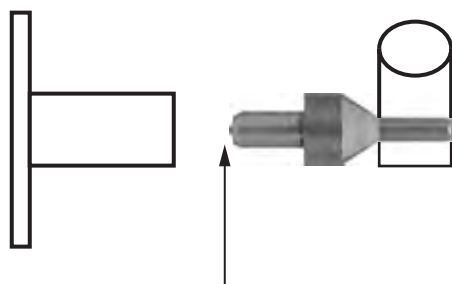
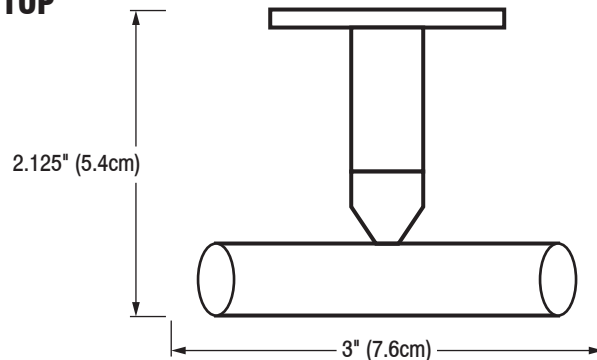
BACK



SIDE



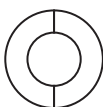
TOP



BridgeBind™ Technology:
Solid stainless steel pin is HeliArc
welded to stainless steel tube.

Use the Robe Hook as its own template.
Put pin to wall to mark drilling location.

INCLUDED HARDWARE



3M® Waterproof ME Tape x 1



Allen Wrench x 1



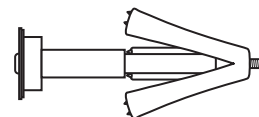
S/S Screw for Blocking x 1



Set Screw x 1

OPTIONAL HARDWARE

(Sold Separately)



WingItz® Master Anchor (MAW35) x 1

WINGITS® INFINITE Elegance™

Glass Panel Handles

Model:
WIEGPH

Part Numbers:

WIEGPHPS75

Polished Finish

WIEGPHSN75

Satin Finish



Contemporary design combines with a fully HeliArc welded construction, resulting in a bathroom accessory with:

- Structural Stainless Steel
- Beauty-Functionality-Durability
- No lines for dirt to collect - maintenance free
- Unparalleled strength

MECHANICAL DATA

Height: 8.25" (21cm)

Width: 0.75" (1.9cm)

Projection: 5" (12.7cm)

PRODUCT COMPOSITION

Entire product is 18/8 (304) HeliArc welded stainless steel.

MODALITY

Use: Glass panel installation.

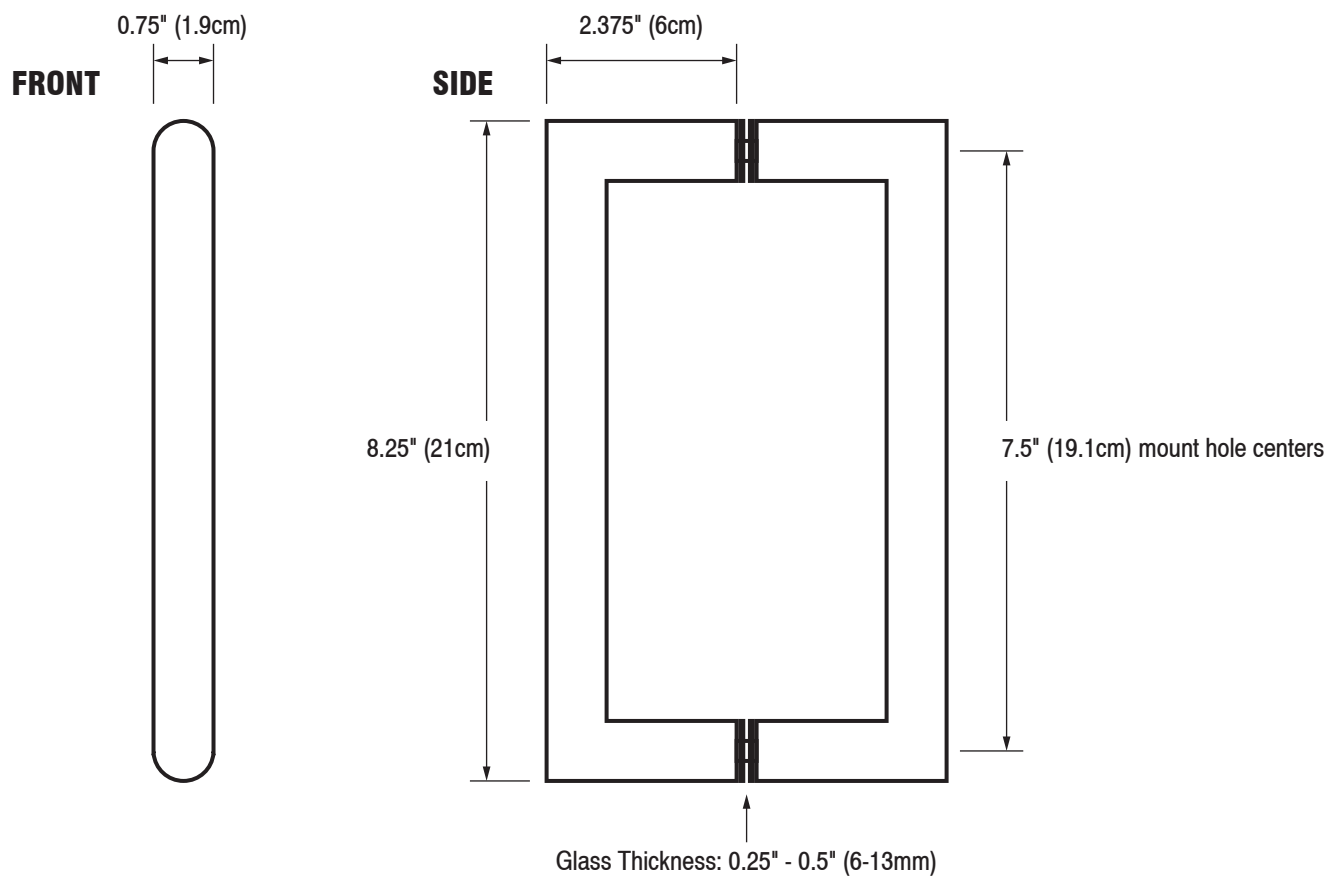
INSTALLATION

WingIts® INFINITE Elegance™ Glass Panel Handles are designed to be installed into glazing and other panels from 0.25"-0.50" (6-13mm) thickness by placing one silicone washer (included) on each side of glazing prior to assembling.

RECOMMENDED INTEGRATION

WingIts® INFINITE Elegance™ Glass Panel Handles are designed to match all INFINITE Elegance™ Bath Accessories.

WINGITS®



INCLUDED HARDWARE



Allen Wrench x 1



Set Screw x 2




Silicone Washer x 4

20140820_rev6

WINGITS® INFINITE Transitional™

[Return to Table of Contents](#)

Structural, sleek, beautiful, everlasting design



WINGITS® INFINITE Transitional™

Square Flange Grab Bar with Round Tubing

Model: WGB5IT

Part Numbers:

WGB5ITPS6 6" Polished Finish	WGB5ITSN6 6" Satin Finish
WGB5ITPS8 8" Polished Finish	WGB5ITSN8 8" Satin Finish
WGB5ITPS12 12" Polished Finish	WGB5ITPS12 12" Satin Finish
WGB5ITPS16 16" Polished Finish	WGB5IESN16 16" Satin Finish
WGB5ITPS18 18" Polished Finish	WGB5ITSN18 18" Satin Finish
WGB5ITPS24 24" Polished Finish	WGB5ITSN24 24" Satin Finish
WGB5ITPS30 30" Polished Finish	WGB5ITSN30 30" Satin Finish
WGB5ITPS32 32" Polished Finish	WGB5ITSN32 32" Satin Finish
WGB5ITPS36 36" Polished Finish	WGB5ITSN36 36" Satin Finish
WGB5ITPS42 42" Polished Finish	WGB5ITSN42 42" Satin Finish
WGB5ITPS48 48" Polished Finish	WGB5ITSN48 48" Satin Finish
WGB5ITPS54* 54" Polished Finish	WGB5ITSN54* 54" Satin Finish
WGB5ITPS60* 60" Polished Finish	WGB5ITSN60* 60" Satin Finish

*Grab Bars include center support.

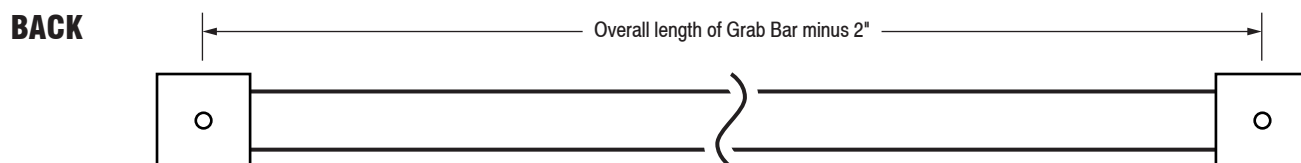
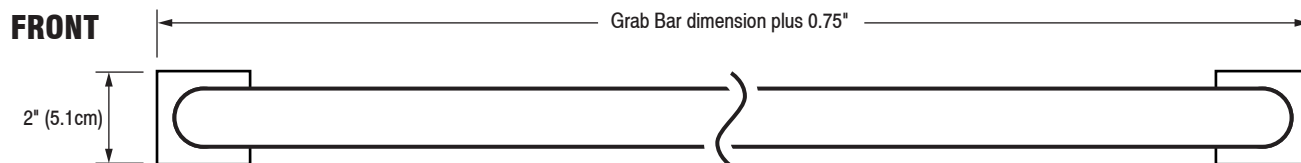


Contemporary design combines with a fully HeliArc welded construction, resulting in a Grab Bar with:

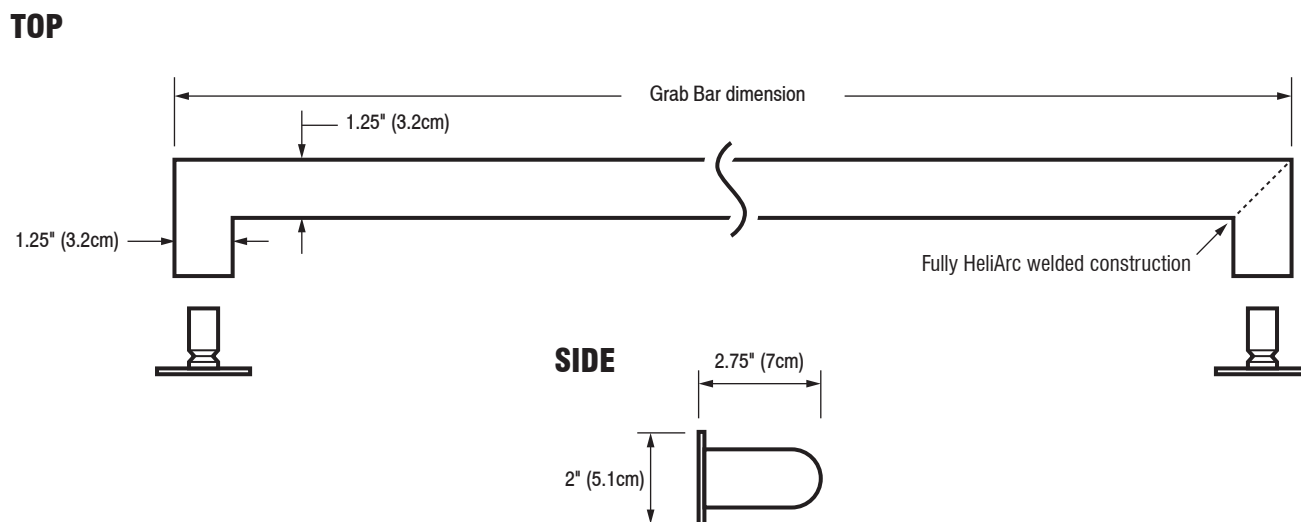
- Structural Stainless Steel
- Beauty-Functionality-Durability
- No lines for dirt to collect - maintenance free
- Unparalleled strength

MECHANICAL DATA	
Height: 2" (5.1cm)	
Length: See product part number for length. Complete length of Grab Bar is usable surface.	
Diameter: 1.25" (3.2cm)	
PRODUCT COMPOSITION	
Entire product is 18/8 (304) stainless steel. Solid caps and pins are HeliArc welded to 18 gauge tube.	
MODALITY	
Use: Wall Installation.	Load Capability: 800 lbs. (362.9kg) when properly installed.
INSTALLATION	
WingIts® INFINITE Transitional™ Structural Stainless Steel Grab Bars are designed to hold live loads and must be installed into adequate structural blocking or with WingIts® Grab Bar Fasteners (GBWME40).	
CERTIFICATIONS	
WingIts® INFINITE Transitional™ Structural Stainless Steel Grab Bars meet or exceed the applicable requirements of all building codes, ADA criteria, and 2010 ADAAG and 2009 ANSI standards.	
RECOMMENDED INTEGRATION	
For hollow wall construction, it is recommended that WingIts® Grab Bar Fasteners (GBWME40) are used with this product. See Fastener instructions for applications.	

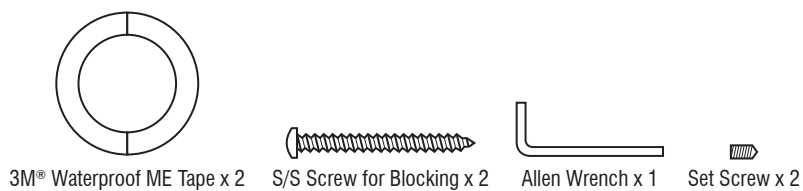
WINGITS®



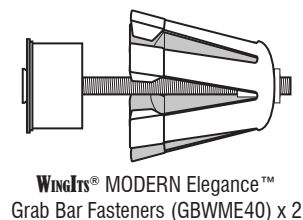
To determine the installation points of the Grab bar, DEDUCT 1.25" from the Grab bar length.
e.g., A 24" Grab bar has mount holes at 22.75".



INCLUDED HARDWARE



OPTIONAL HARDWARE (Sold Separately)



WINGITS® INFINITE Transitional™

Square Flange Towel Bar with Round Tubing

Model:
WITTB

Part Numbers:

WITTBPS6

6" Polished Finish

WITTBPS12

12" Polished Finish

WITTBPS18

18" Polished Finish

WITTBPS24

24" Polished Finish

WITTBPS30

30" Polished Finish

WITTBPS36

36" Polished Finish

WITTB SN6

6" Satin Finish

WITTB SN12

12" Satin Finish

WITTB SN18

18" Satin Finish

WITTB SN24

24" Satin Finish

WITTB SN30

30" Satin Finish

WITTB SN36

36" Satin Finish

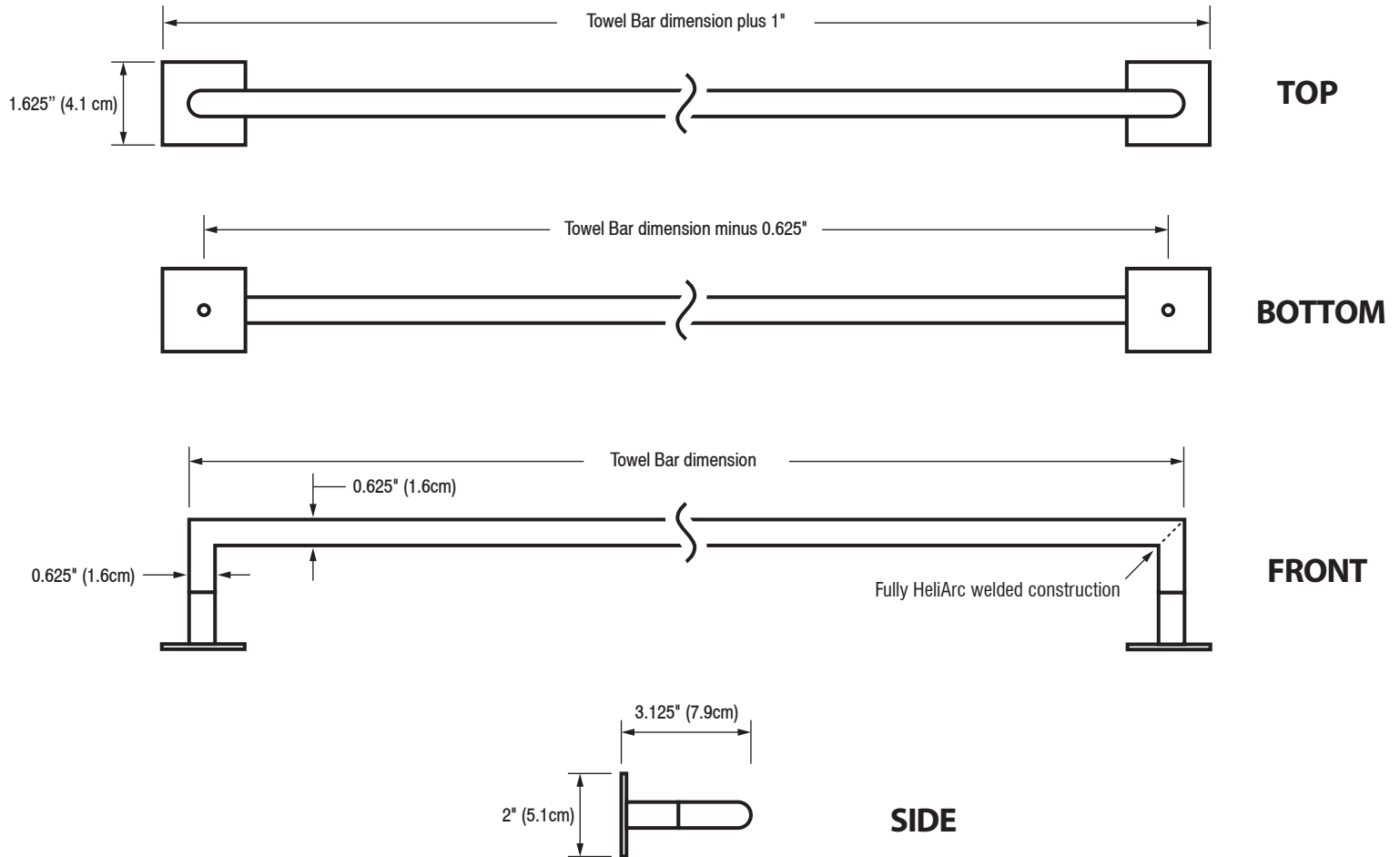


Contemporary design combined with a fully HeliArc welded construction, resulting in a Towel Bar with:

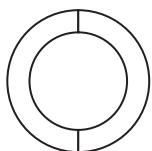
- Structural Stainless Steel
- Beauty-Functionality-Durability
- No lines for dirt to collect - maintenance free
- Unparalleled strength

MECHANICAL DATA	
Length:	See product part number for length.
Projection:	3.125" (7.6cm)
PRODUCT COMPOSITION	
Entire product is 18/8 (304) stainless steel. Solid caps and pins are HeliArc welded to 18 gauge tube.	
MODALITY	
Use: Wall Installation.	Load Capability: 100 lbs. (45.4kg)
INSTALLATION	
WINGITS® INFINITE Transitional™ Towel Bars are designed to be installed into adequate structural blocking or with WINGITS® MASTER Anchor™ Fasteners for INFINITE Transitional™ Bath Accessories (MAW35).	
RECOMMENDED INTEGRATION	
For hollow wall construction, it is recommended that WINGITS® MASTER Anchor™ Fasteners for INFINITE Transitional™ Bath Accessories (MAW35) are used with this product.	

WITTB(PS)(SN)_SPECSHEET_20141104




INCLUDED HARDWARE



3M® Waterproof ME Tape x 2



S/S Screw for Blocking x 2

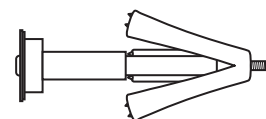


Allen Wrench x 1



Set Screw x 2

OPTIONAL HARDWARE (Sold Separately)



WingIts® MASTER Anchor™ Fasteners for INFINITE Transitional™ Bath Accessories (MAW35) x 2

WINGITS® INFINITE Transitional™

Single Robe Hook with Double Mitered Edge

Model:
WITSRH

Part Numbers:

WITSRHPSM2

Polished Finish

WITSRHSM2

Satin Finish



Contemporary design combines with **PATENTED** BridgeBind™ Technology resulting in a Robe Hook with:

- Structural Stainless Steel
- Beauty-Functionality-Durability
- No lines for dirt to collect - maintenance free
- Unparalleled strength

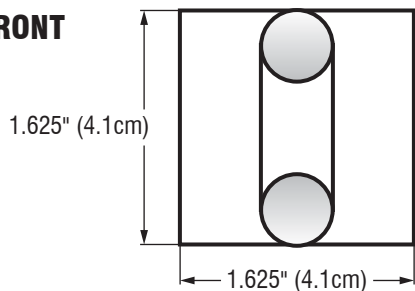
BridgeBind™ Technology is the result of drilling a hole completely through stainless steel tubing, inserting a solid stainless steel pin, and HeliArc welding the pin to the far point of the tube; solidifying the pin and tube into one piece. Creating the ultimate structural bond.

18/8 (304) HeliArc welded stainless steel.

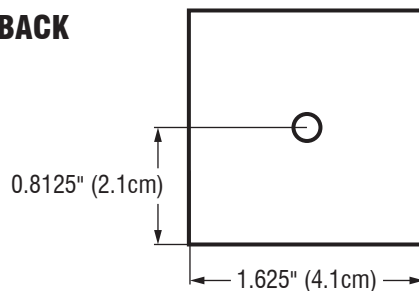
MECHANICAL DATA
Height: 1.625" (4.1cm)
Width: 1.625" (4.1cm)
Depth: 2.25" (5.7cm)
PRODUCT COMPOSITION
Entire product is solid 18/8 (304) HeliArc welded stainless steel.
MODALITY
Use: Mitered edge can be used in any position.
INSTALLATION
WingIts® INFINITE Transitional™ Single Robe Hooks are designed to be installed into adequate structural blocking or with optional WingIts® Fastener.
RECOMMENDED INTEGRATION
It is recommended that WingIts® MASTER Anchor for INFINITE Transitional™ Bath Accessories (MAWME35) is used with this product.

WINGITS®

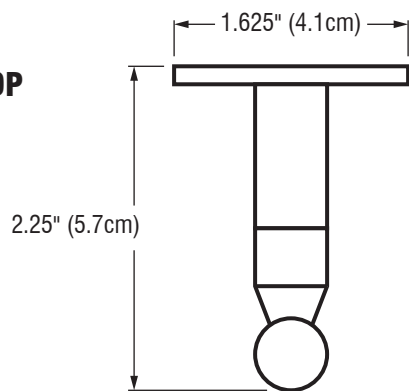
FRONT



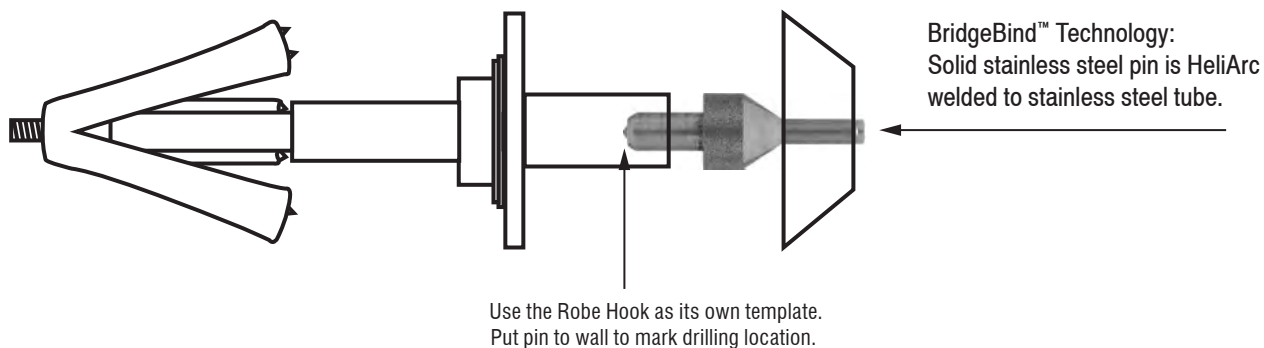
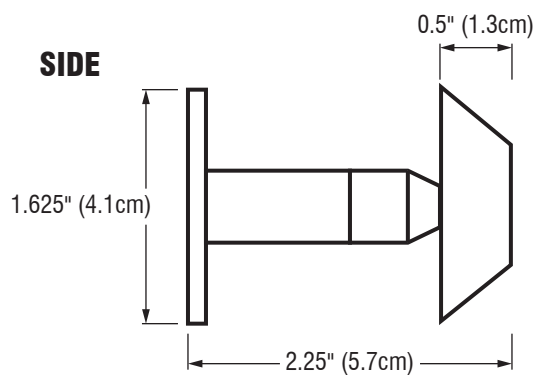
BACK



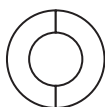
TOP



SIDE



INCLUDED HARDWARE



3M® Waterproof ME Tape x 1



Allen Wrench x 1



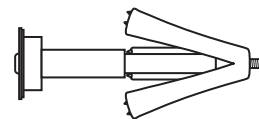
S/S Screw for Blocking x 1



Set Screw x 1

OPTIONAL HARDWARE

(Sold Separately)



WingItz® MASTER Anchor for INFINITE Transitional™
Bath Accessories (MAWME35) x 1

WINGITS® INFINITE Transitional™

Single Robe Hook with Single Mitered Edge

Model:
WITSRH

Part Numbers:

WITSRHPSM1

Polished Finish

WITSRHSM1

Satin Finish



Contemporary design combines with **PATENTED** BridgeBind™ Technology resulting in a Robe Hook with:

- Structural Stainless Steel
- Beauty-Functionality-Durability
- No lines for dirt to collect - maintenance free
- Unparalleled strength

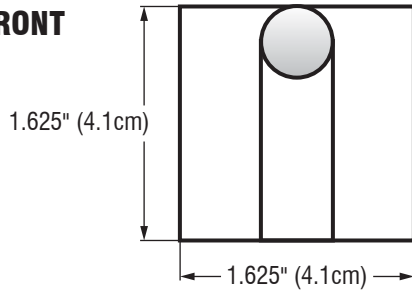
BridgeBind™ Technology is the result of drilling a hole completely through stainless steel tubing, inserting a solid stainless steel pin, and HeliArc welding the pin to the far point of the tube; solidifying the pin and tube into one piece. Creating the ultimate structural bond.

18/8 (304) HeliArc welded stainless steel.

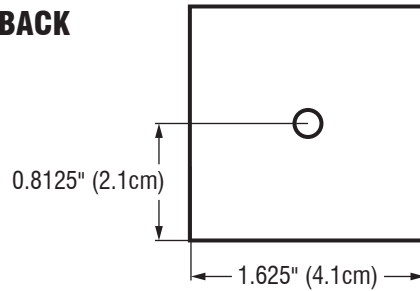
MECHANICAL DATA
Height: 1.625" (4.1cm)
Width: 1.625" (4.1cm)
Depth: 2.25" (5.7cm)
PRODUCT COMPOSITION
Entire product is solid 18/8 (304) HeliArc welded stainless steel.
MODALITY
Use: Mitered edge can be used in vertical position facing up or down.
INSTALLATION
WingIts® INFINITE Transitional™ Single Robe Hooks are designed to be installed into adequate structural blocking or with optional WingIts® Fastener.
RECOMMENDED INTEGRATION
It is recommended that WingIts® MASTER Anchor for INFINITE Transitional™ Bath Accessories (MAWME35) is used with this product.

WINGITS®

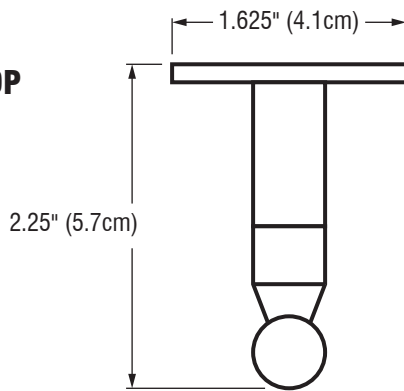
FRONT



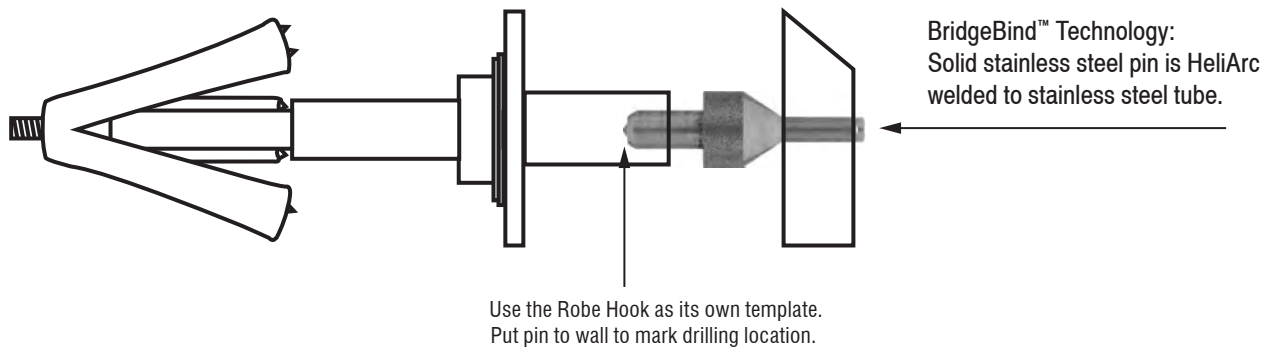
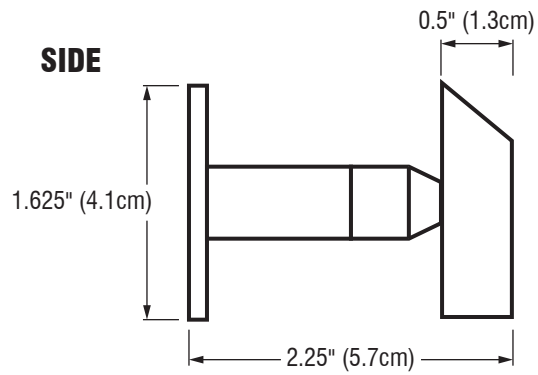
BACK



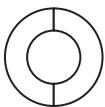
TOP



SIDE



INCLUDED HARDWARE



3M® Waterproof ME Tape x 1



Allen Wrench x 1



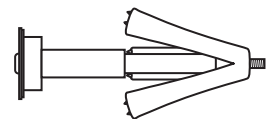
S/S Screw for Blocking x 1



Set Screw x 1

OPTIONAL HARDWARE

(Sold Separately)



WingItz® MASTER Anchor for INFINITE Transitional™
Bath Accessories (MAWME35) x 1

WINGITS® INFINITE Transitional™

Double Mitered Robe Hook

Model:
WITDRH

Part Numbers:

WITDRHPS
Polished Finish

WITDRHSN
Satin Finish



Contemporary design combines with **PATENTED** BridgeBind™ Technology resulting in a Robe Hook with:

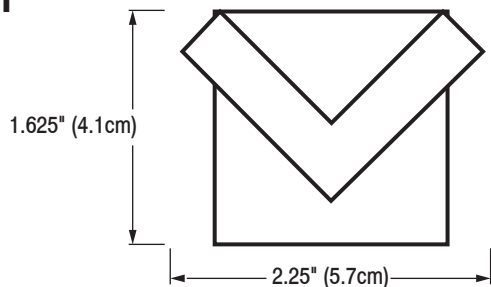
- Structural Stainless Steel
- Beauty-Functionality-Durability
- No lines for dirt to collect - maintenance free
- Unparalleled strength

BridgeBind™ Technology is the result of drilling a hole completely through stainless steel tubing, inserting a solid stainless steel pin, and HeliArc welding the pin to the far point of the tube; solidifying the pin and tube into one piece. Creating the ultimate structural bond.

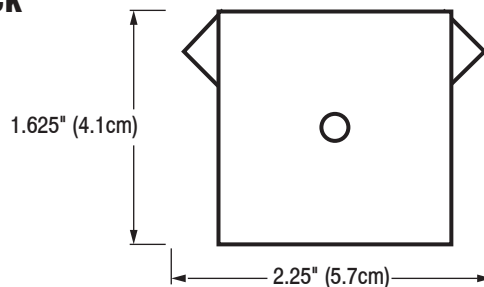
MECHANICAL DATA
Height: 1.625" (4.1cm) Length: 2.25" (5.7cm) Projection: 2.125" (5.4cm)
PRODUCT COMPOSITION
Entire product is 18/8 (304) stainless steel. Solid caps and pins are HeliArc welded to 18 gauge tube.
MODALITY
Use: Wall Installation.
INSTALLATION
WingIts® INFINITE Transitional™ Stainless Steel Double Robe Hooks are designed to be installed into adequate structural blocking or with optional WingIts® Fastener.
RECOMMENDED INTEGRATION
It is recommended that WingIts® Master Anchor (MAWME35) is used with this product.

WINGITS®

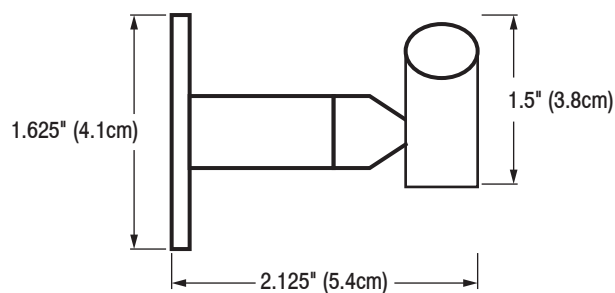
FRONT



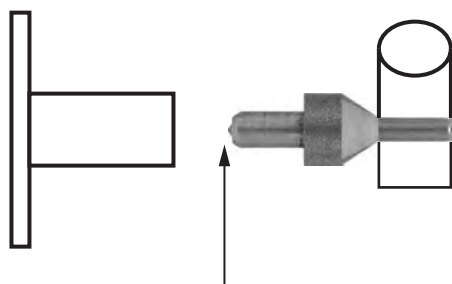
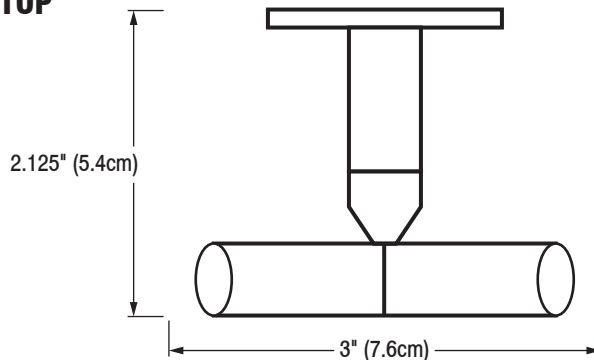
BACK



SIDE



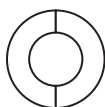
TOP



BridgeBind™ Technology:
Solid stainless steel pin is HeliArc
welded to stainless steel tube.

Use the Robe Hook as its own template.
Put pin to wall to mark drilling location.

INCLUDED HARDWARE



3M® Waterproof ME Tape x 1



Allen Wrench x 1



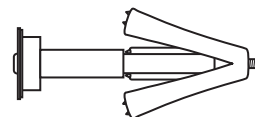
S/S Screw for Blocking x 1



Set Screw x 1

OPTIONAL HARDWARE

(Sold Separately)



WingItz® Master Anchor (MAWME35) x 1

WINGITS®

INFINITE Transitional™

Square Flange Horizontal/Vertical Toilet Paper Holder

Model:
WITHVTPH

Part Numbers:

WITHVTPHPS

Polished Finish

WITHVTPHSN

Satin Finish

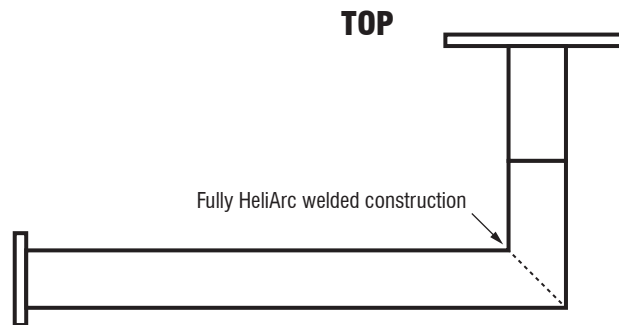
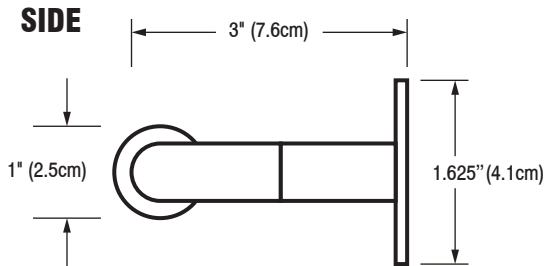
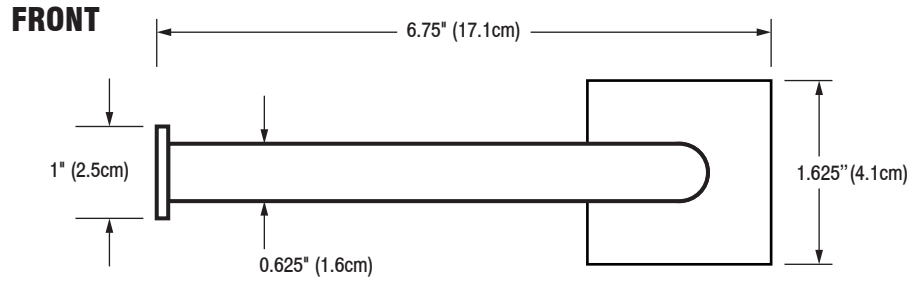


Contemporary design combines with a fully HeliArc welded construction, resulting in a Toilet Paper Holder with:

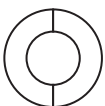
- Unparalleled strength
- Beauty-Functionality-Durability
- No lines for dirt to collect - maintenance free

MECHANICAL DATA
Height: 1.625" (4.1275cm) Width: 6.75" (17.1cm) Projection: 3" (7.6cm)
PRODUCT COMPOSITION
Entire product is 18/8 (304) stainless steel. Solid caps and pins are HeliArc welded to 18 gauge tube.
MODALITY
Use: Can be used in horizontal or vertical position.
INSTALLATION
Install WINGITS® INFINITE Transitional™ Horizontal Vertical Toilet Paper Holders into adequate structural blocking (included S/S screws) or into hollow walls with WINGITS® Fastener.
RECOMMENDED INTEGRATION
It is recommended that WINGITS® MASTER Anchor (MAW35) is used with this product.

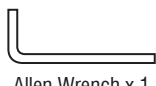
WINGITS®



INCLUDED HARDWARE



3M® Waterproof ME Tape x 1



Allen Wrench x 1

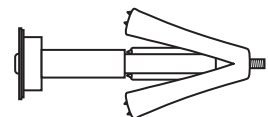


S/S Screw for Blocking x 1



Set Screw x 1

OPTIONAL HARDWARE (Sold Separately)



Wingits® MASTER Anchor INFINITE Transitional™
Bath Accessories (MAW35) x 1

WITHVTPH(PS)(SN)_20141030

WINGITS®

Model:

WITDHVTPH

Part Numbers:
WITDHVTPHPS

Polished Finish

WITDHVTPHSN

Satin Finish

INFINITE Transitional™

Square Flange Double Horizontal/Vertical Toilet Paper Holder



Contemporary design combines with **PATENTED** BridgeBind™ Technology resulting in a Toilet Paper Holder with:

- Structural Stainless Steel
- Beauty-Functionality-Durability
- No lines for dirt to collect - maintenance free
- Unparalleled strength

BridgeBind™ Technology is the result of drilling a hole completely through stainless steel tubing, inserting a solid stainless steel pin, and HeliArc Welding the pin to the far point of the tube; solidifying the pin and tube into one piece. Creating the ultimate structural bond.

MECHANICAL DATA

Height: 8.25" (21cm)

Width: 8.25" (21cm)

Projection: 3" (7.6cm)

PRODUCT COMPOSITION

Entire product is 18/8 (304) stainless steel. Solid caps and pins are HeliArc welded to 18 gauge tube.

MODALITY

Use: Wall Installation

INSTALLATION

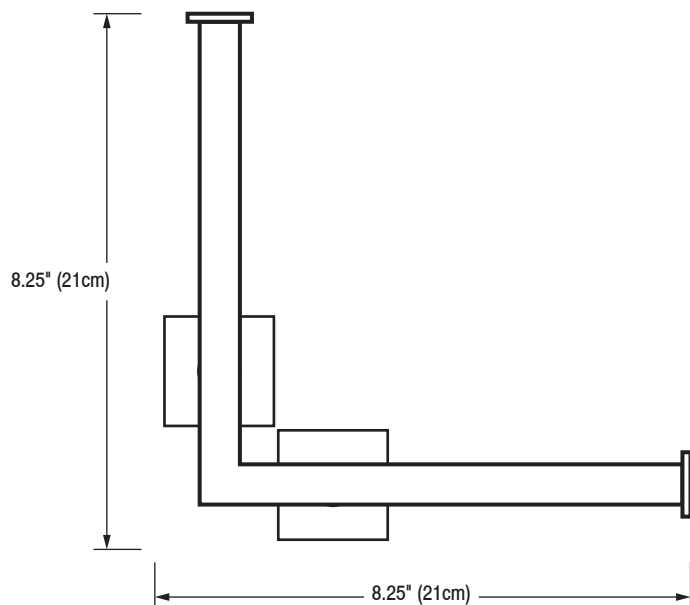
WINGITS® INFINITE Transitional™ Double Horizontal Vertical Toilet Paper Holders are designed to be **installed into adequate structural blocking** or with **WINGITS®** Fasteners (MAW35).

RECOMMENDED INTEGRATION

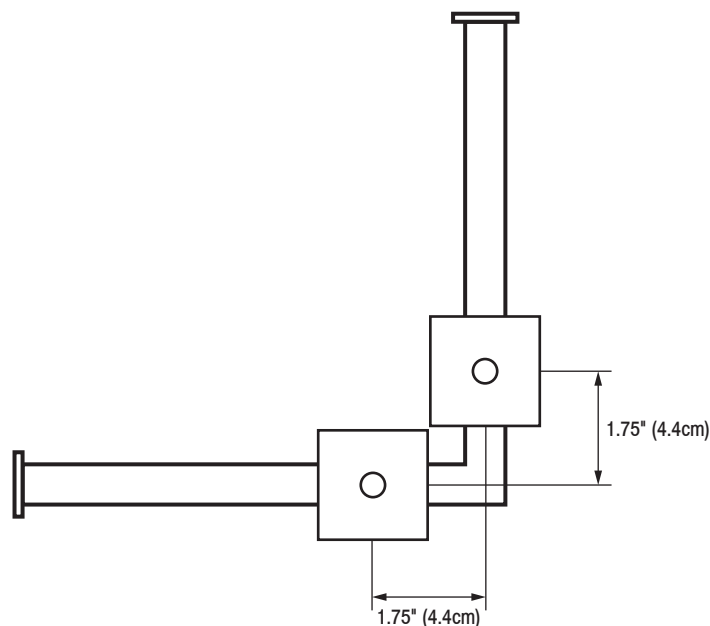
For hollow wall construction, it is recommended that **WINGITS®** Fasteners (MAW35).

WINGITS®

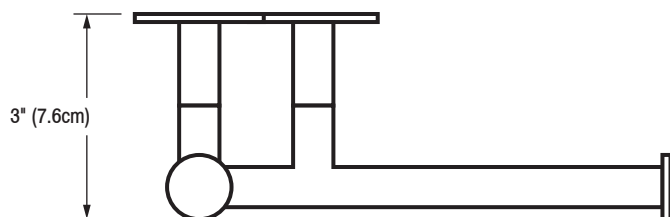
FRONT



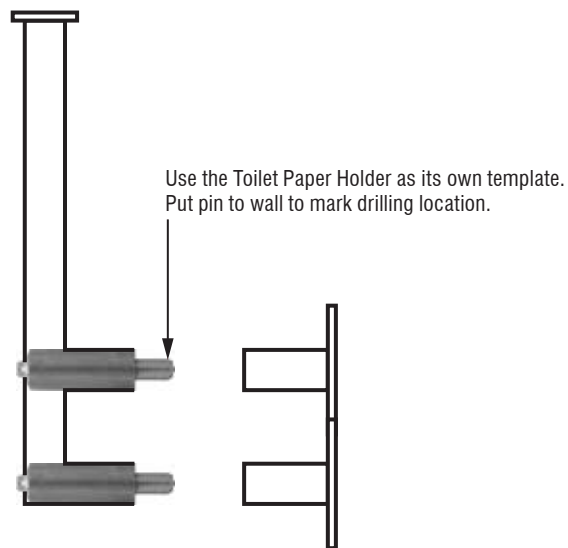
BACK



TOP

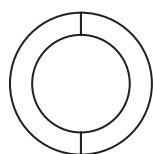


SIDE



BridgeBind™ Technology:
Solid stainless steel pin is HeliArc
welded to stainless steel tube.


INCLUDED HARDWARE



3M® Waterproof ME Tape x 2



S/S Screw for Blocking x 2



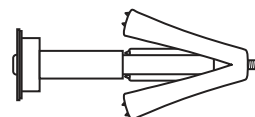
Allen Wrench x 1



Set Screw x 2

OPTIONAL HARDWARE

(Sold Separately)




Wingits® MASTER Anchor for INFINITE Transitional™
Bath Accessories (MAW35) x 2

WINGITS® INFINITE Squared™

[Return to Table of Contents](#)

Structural, sleek, beautiful, everlasting design



WINGITS® INFINITE Squared™

Square Flange Grab Bar with Square Tubing

Model: WGB5ITSQ

Part Numbers:

WGB5ITSQPS6 6" Polished Finish	WGB5ITSQSN6 6" Satin Finish
WGB5ITSQPS8 8" Polished Finish	WGB5ITSQSN8 8" Satin Finish
WGB5ITSQPS12 12" Polished Finish	WGB5ITSQPS12 12" Satin Finish
WGB5ITSQPS16 16" Polished Finish	WGB5ITSQSN16 16" Satin Finish
WGB5ITSQPS18 18" Polished Finish	WGB5ITSQSN18 18" Satin Finish
WGB5ITSQPS24 24" Polished Finish	WGB5ITSQSN24 24" Satin Finish
WGB5ITSQPS30 30" Polished Finish	WGB5ITSQSN30 30" Satin Finish
WGB5ITSQPS32 32" Polished Finish	WGB5ITSQSN32 32" Satin Finish
WGB5ITSQPS36 36" Polished Finish	WGB5ITSQSN36 36" Satin Finish
WGB5ITSQPS42 42" Polished Finish	WGB5ITSQSN42 42" Satin Finish
WGB5ITSQPS48 48" Polished Finish	WGB5ITSQSN48 48" Satin Finish
WGB5ITSQPS54* 54" Polished Finish	WGB5ITSQSN54* 54" Satin Finish
WGB5ITSQPS60* 60" Polished Finish	WGB5ITSQSN60* 60" Satin Finish

*Grab Bars include center support.



Contemporary design combines with a fully HeliArc welded construction, resulting in a Grab Bar with:

- Structural Stainless Steel
- Beauty-Functionality-Durability
- No lines for dirt to collect - maintenance free
- Unparalleled strength

MECHANICAL DATA

Height: 2" (5.1cm)
Length: See product part number for length. Complete length of Grab Bar is usable surface.
Projection: 2.75" (7cm)
Diameter: 1.25" (3.2cm)

PRODUCT COMPOSITION

Entire product is 18/8 (304) stainless steel. Caps and pins are HeliArc welded to 18 gauge tube.

MODALITY

Use: Wall Installation. **Load Capability:** 800 lbs. (362.9kg) when properly installed.

INSTALLATION

WingIts® INFINITE Squared™ Structural Stainless Steel Grab Bars are designed to hold live loads and **must be installed into adequate structural blocking** or with **WingIts®** Grab Bar Fasteners (GBWME40).

CERTIFICATIONS

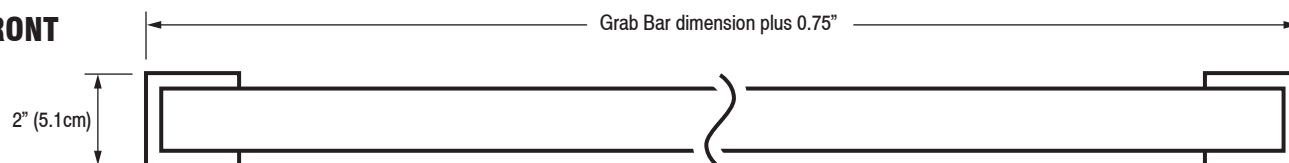
WingIts® INFINITE Squared™ Structural Stainless Steel Grab Bars meet or exceed the applicable requirements of all building codes, ADA criteria, 2010 ADAAG and 2009 ANSI standards.

RECOMMENDED INTEGRATION

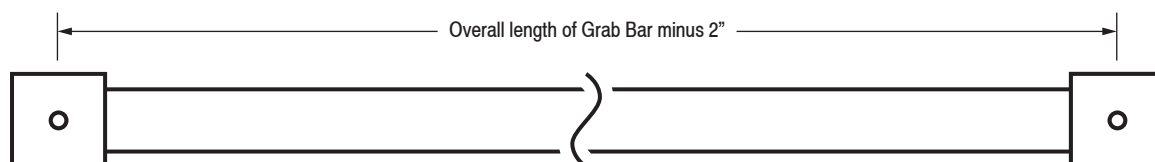
For hollow wall construction, it is recommended that **WingIts®** Grab Bar Fasteners (GBWME40) are used with this product. See Fastener instructions for applications.

WINGITS®

FRONT

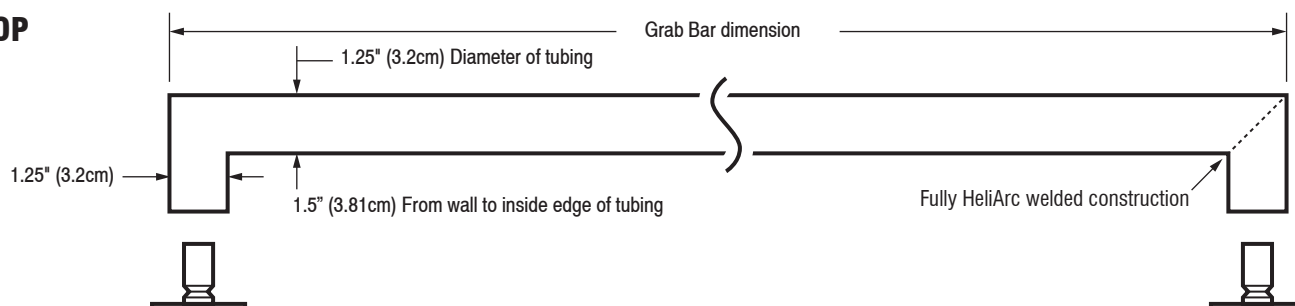


BACK

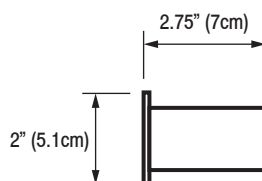


To determine the installation points of the Grab Bar, DEDUCT 1.25" from the Grab Bar length.
e.g., A 24" Grab Bar has mount holes at 22.75".

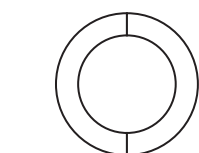
TOP



SIDE




INCLUDED HARDWARE



3M® Waterproof ME Tape x 2



S/S Screw for Blocking x 2

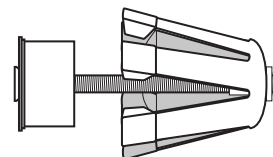


Allen Wrench x 1



Set Screw x 2

OPTIONAL HARDWARE (Sold Separately)



WingIts® INFINITE Squared™
Grab Bar Fasteners (GBWME40) x 2

WINGITS® INFINITE Squared™

Square Flange Towel Bar with Square Tubing

Model: WITSQTB

Part Numbers:

WITSQTBPS6

6" Polished Finish

WITSQTBNS6

6" Satin Finish

WITSQTBPS12

12" Polished Finish

WITSQTBNS12

12" Satin Finish

WITSQTBPS18

18" Polished Finish

WITSQTBNS18

18" Satin Finish

WITSQTBPS24

24" Polished Finish

WITSQTBNS24

24" Satin Finish

WITSQTBPS30

30" Polished Finish

WITSQTBNS30

30" Satin Finish

WITSQTBPS36

36" Polished Finish

WITSQTBNS36

36" Satin Finish



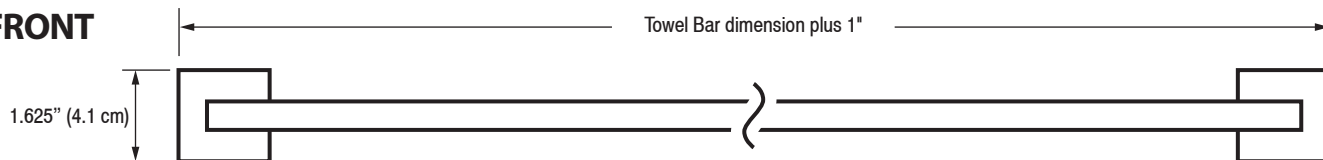
Contemporary design combines with a fully HeliArc welded construction, resulting in a Towel Bar with:

- Structural Stainless Steel
- Beauty-Functionality-Durability
- No lines for dirt to collect - maintenance free
- Unparalleled strength

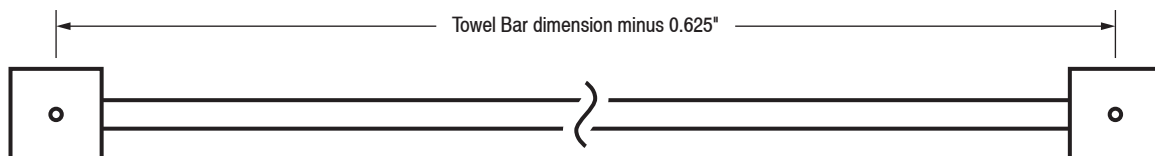
MECHANICAL DATA	
Length:	See product part number for length. Complete length of Towel Bar is usable surface.
Projection:	3.125" (7.6cm)
PRODUCT COMPOSITION	
Entire product is 18/8 (304) stainless steel. Caps and pins are HeliArc welded to 18 gauge tube.	
MODALITY	
Use: Wall Installation.	Load Capability: 100 lbs. (45.4kg)
INSTALLATION	
WingIts® INFINITE Squared™ Towel Bars are designed to be installed in adequate structural blocking or with WingIts® MASTER Anchor™ Fasteners for INFINITE Squared™ Bath Accessories (MAW35).	
RECOMMENDED INTEGRATION	
For hollow wall construction, it is recommended that WingIts® MASTER Anchor™ Fasteners (MAW35) are used with this product. See Fastener instructions for applications.	

WINGITS®

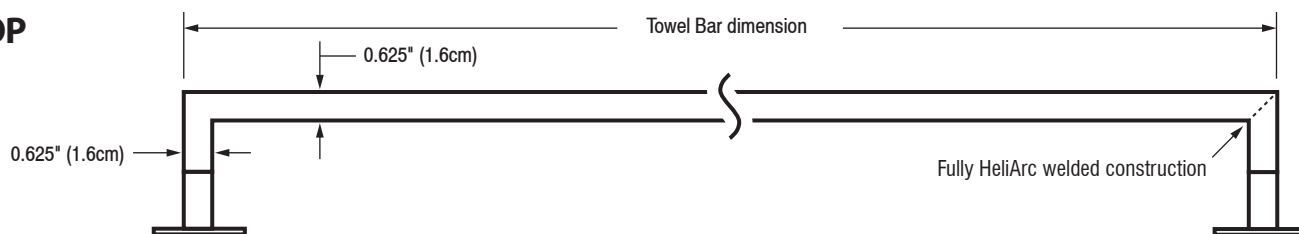
FRONT



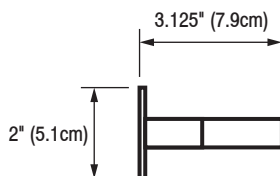
BACK



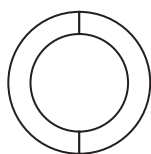
TOP



SIDE



INCLUDED HARDWARE



3M® Waterproof ME Tape x 2



S/S Screw for Blocking x 2



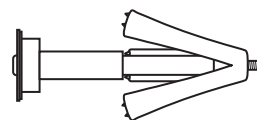
Allen Wrench x 1



Set Screw x 2

OPTIONAL HARDWARE

(Sold Separately)



WingIts® MASTER Anchor™ Fasteners for INFINITE Squared™ Bath Accessories (MAW35) x 2

WINGITS® INFINITE Squared™

Square Flange Single Robe Hook

Model:

WITSQSRH

Part Numbers:

WITSQSRHPS

Polished Finish

WITSQSRHSN

Satin Finish



Contemporary design combines with PATENTED BridgeBind™ Technology resulting in a Robe Hook with:

- Structural Stainless Steel
- Beauty-Functionality-Durability
- No lines for dirt to collect - maintenance free
- Unparalleled strength

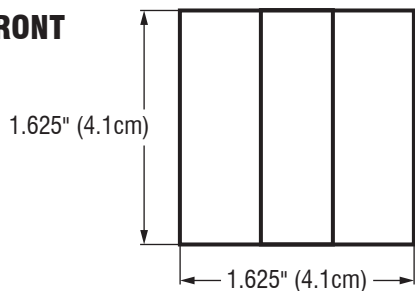
BridgeBind™ Technology is the result of drilling a hole completely through stainless steel tubing, inserting a solid stainless steel pin and HeliArc welding the pin to the far point of the tube; solidifying the pin and tube into one piece creating the ultimate structural bond.

18/8 (304) HeliArc welded stainless steel.

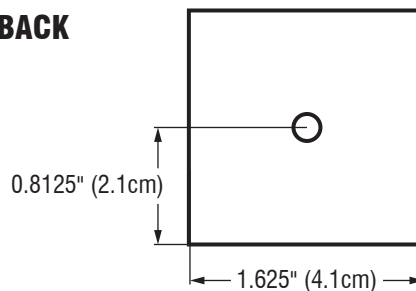
MECHANICAL DATA
Height: 1.625" (4.1cm) Length: 1.625" (4.1cm) Projection: 2.25" (5.7cm)
PRODUCT COMPOSITION
Entire product is solid 18/8 (304) HeliArc welded stainless steel.
MODALITY
Use: Can be used in vertical or horizontal position.
INSTALLATION
WingIts® INFINITE Squared™ Single Robe Hooks are designed to be installed into adequate structural blocking or with optional WingIts® Fastener .
RECOMMENDED INTEGRATION
It is recommended that WingIts® MASTER Anchor™ for INFINITE Squared™ Bath Accessories (MAWME35) is used with this product.

WINGITS®

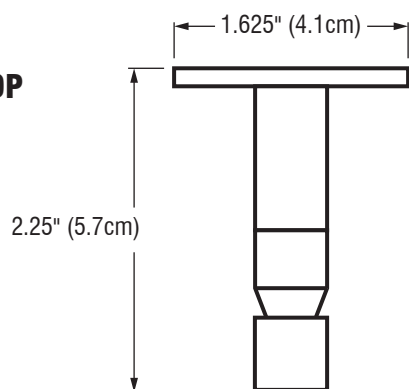
FRONT



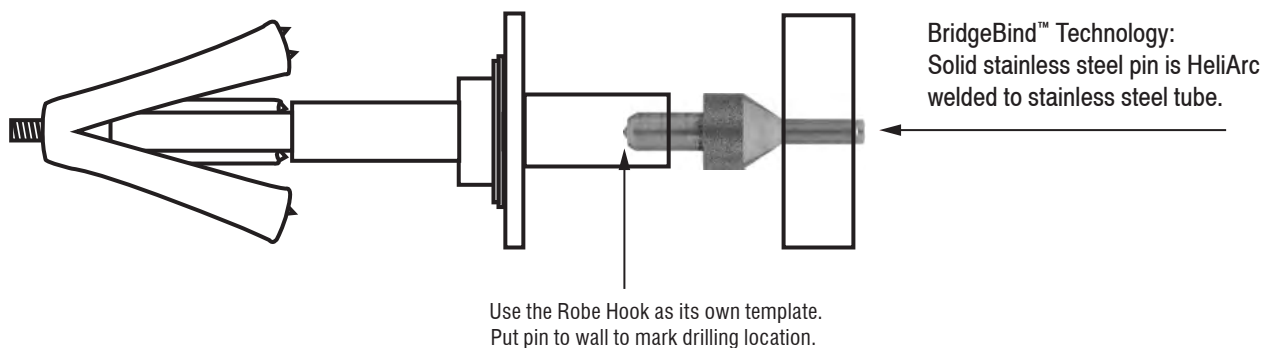
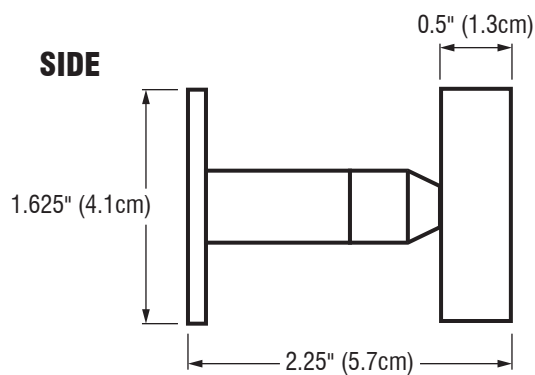
BACK



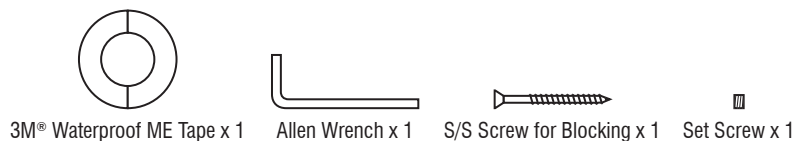
TOP



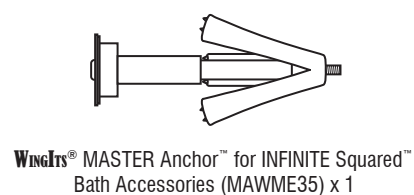
SIDE



INCLUDED HARDWARE



OPTIONAL HARDWARE (Sold Separately)



WINGITS® INFINITE Squared™

Square Flange Vertical Toilet Paper Holder

Model:
WITSQVTPH

Part Numbers:
WITSQVTPHPS **WITSQVTPHSN**
Polished Finish Satin Finish

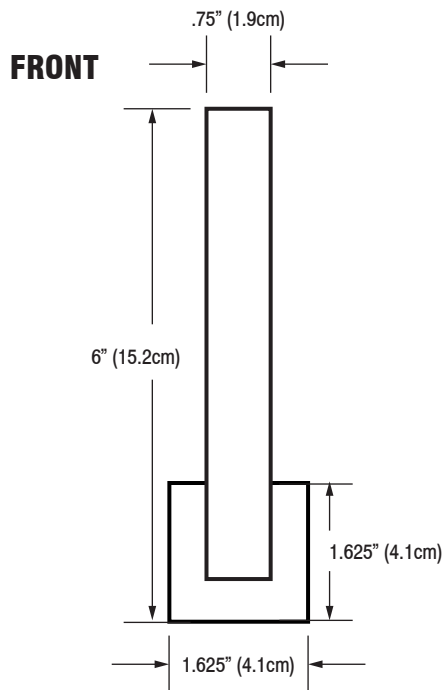


Contemporary design combines with a fully HeliArc welded construction, resulting in a Vertical Toilet Paper Holder with:

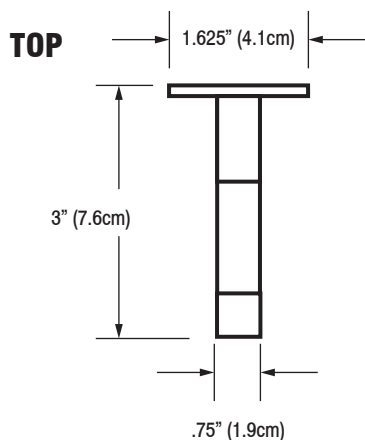
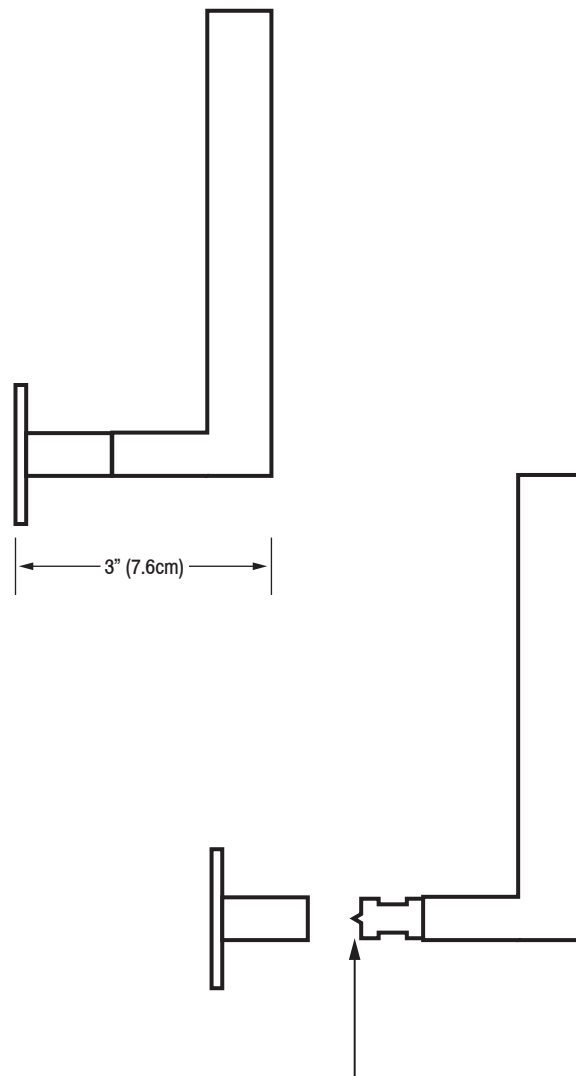
- Structural Stainless Steel
- Beauty-Functionality-Durability
- No lines for dirt to collect - maintenance free
- Unparalleled strength

MECHANICAL DATA
Height: 6" (15.2cm) Length: 1.625" (4.1cm) Projection: 3" (7.6cm)
PRODUCT COMPOSITION
Entire product is 18/8 (304) stainless steel. Caps and pin are HeliArc welded to 18 gauge tube.
MODALITY
Use: Should be used in a vertical position.
INSTALLATION
WingIts® INFINITE Squared™ Vertical Toilet Paper Holders are designed to be installed into adequate structural blocking or with WingIts® MASTER Anchor™ Fasteners for INFINITE Squared™ Bath Accessories (MAW35).
RECOMMENDED INTEGRATION
For hollow wall construction, it is recommended that WingIts® MASTER Anchor™ Fasteners (MAW35) are used with this product. See Fastener instructions for applications.

WINGITS®

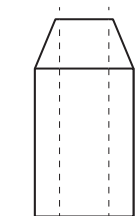


SIDE

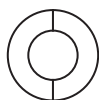


Use the Toilet Paper Holder as its own template.
Put pin to wall to mark drilling location.

INCLUDED HARDWARE



Wooden Spindle x 1



3M® Waterproof ME Tape x 1



Allen Wrench x 1

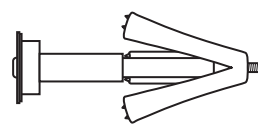


S/S Screw for Blocking x 1



Set Screw x 1

OPTIONAL HARDWARE (Sold Separately)



Wingits® MASTER Anchor™ for INFINITE Squared™
Bath Accessories (MAWME35) x 1

WINGITS® INFINITE Squared™

Square Flange Round Cap Horizontal / Vertical
Toilet Paper Holder

Models:

WITSQRCHVTPH

Part Numbers:

WITSQRCHVTPHPS **WITSQRCHVTPHSN**

Polished Finish

Satin Finish



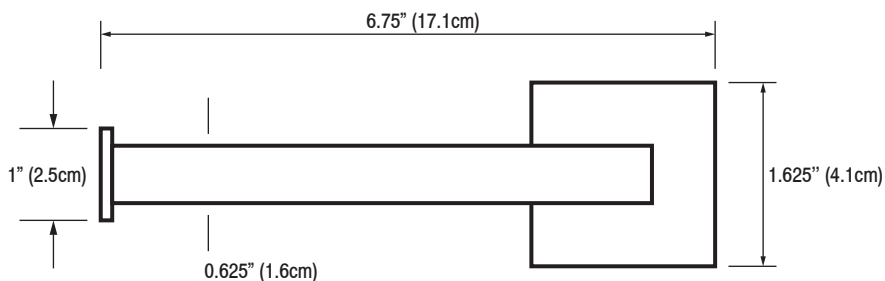
Contemporary design combines with a fully HeliArc welded construction, resulting in a Toilet Paper Holder with:

- Structural Stainless Steel
- Beauty-Functionality-Durability
- No lines for dirt to collect - maintenance free
- Unparalleled strength

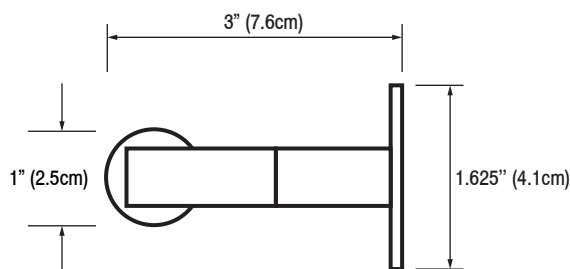
MECHANICAL DATA
Height: 1.625" (4.1275cm) Length: 6.75" (17.1cm) Projection: 3" (7.6cm)
PRODUCT COMPOSITION
Entire product is 18/8 (304) stainless steel. Caps and pins are HeliArc welded to 18 gauge tube.
MODALITY
Use: Can be used in horizontal or vertical position.
INSTALLATION
Install WingIts® INFINITE Squared™ Horizontal / Vertical Toilet Paper Holders into adequate structural blocking (included S/S screws) or into hollow walls with WingIts® MASTER Anchor™ Fastener (MAW35).
RECOMMENDED INTEGRATION
It is recommended that WingIts® MASTER Anchor™ (MAW35) is used with this product.

WINGITS®

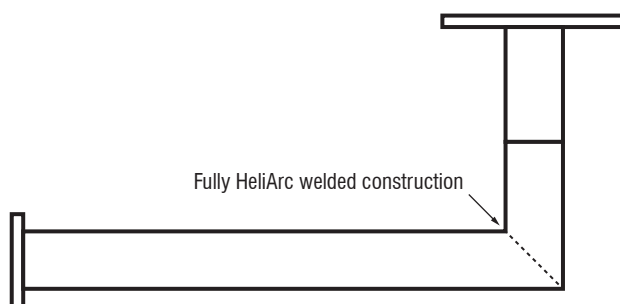
FRONT



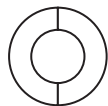
SIDE



TOP



INCLUDED HARDWARE



3M® Waterproof ME Tape x 1



Allen Wrench x 1

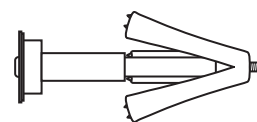


S/S Screw for Blocking x 1



Set Screw x 1

OPTIONAL HARDWARE (Sold Separately)



Wingits® MASTER Anchor™ INFINITE Squared™
Bath Accessories (MAW35) x 1

WINGITS®

INFINITE Squared™

Square Flange Horizontal / Vertical Toilet Paper Holder
with Square Cap

Models:

WITSQHVTPH

Part Numbers:

WITSQHVTPHPS

Polished Finish

WITSQHVTPHSN

Satin Finish



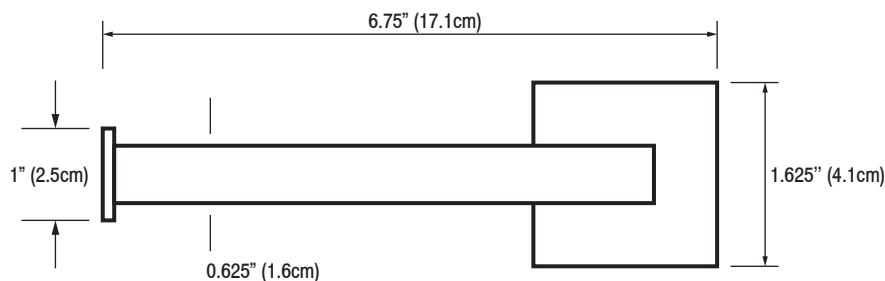
Contemporary design combines with a fully HeliArc welded construction, resulting in a Toilet Paper Holder with:

- Structural Stainless Steel
- Beauty-Functionality-Durability
- No lines for dirt to collect - maintenance free
- Unparalleled strength

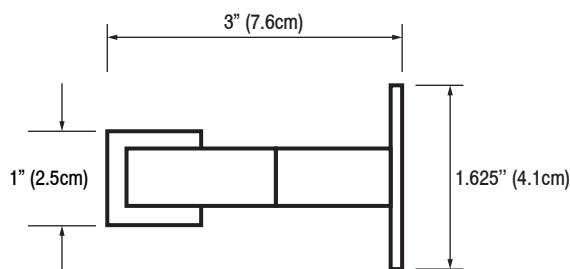
MECHANICAL DATA
Height: 1.625" (4.1275cm) Length: 6.75" (17.1cm) Projection: 3" (7.6cm)
PRODUCT COMPOSITION
Entire product is 18/8 (304) stainless steel. Caps and pins are HeliArc welded to 18 gauge tube.
MODALITY
Use: Can be used in horizontal or vertical position.
INSTALLATION
Install WINGITS® INFINITE Squared™ Horizontal / Vertical Toilet Paper Holders into adequate structural blocking (included S/S screws) or into hollow walls with WINGITS® MASTER Anchor™ Fastener (MAW35).
RECOMMENDED INTEGRATION
It is recommended that WINGITS® MASTER Anchor™ (MAW35) is used with this product.

WINGITS®

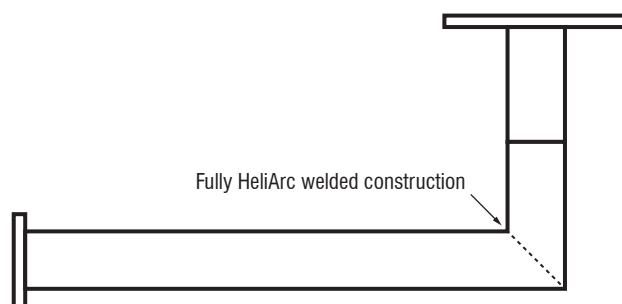
FRONT



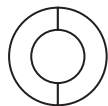
SIDE




TOP



INCLUDED HARDWARE



3M® Waterproof ME Tape x 1



Allen Wrench x 1

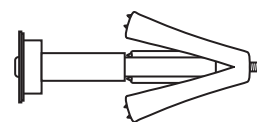


S/S Screw for Blocking x 1



Set Screw x 1

OPTIONAL HARDWARE (Sold Separately)



Wingits® MASTER Anchor™ INFINITE Squared™
Bath Accessories (MAW35) x 1

WINGITS® INFINITE Squared™

Square Flange Single Toilet Paper Holder

Model:
WITSQTPH

Part Numbers:

WITSQTPHPS

Polished Finish

WITSQTPHSN

Satin Finish



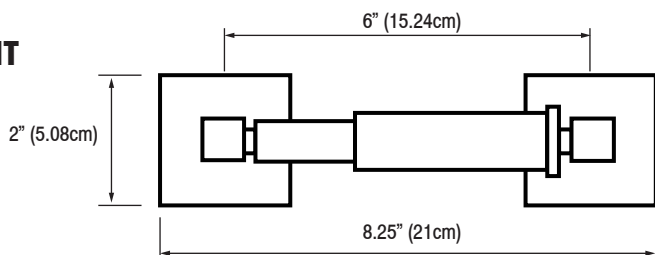
Contemporary design combines with a fully HeliArc welded construction, resulting in a Toilet Paper Holder with:

- Structural Stainless Steel
- Beauty-Functionality-Durability
- No lines for dirt to collect - maintenance free
- Unparalleled strength

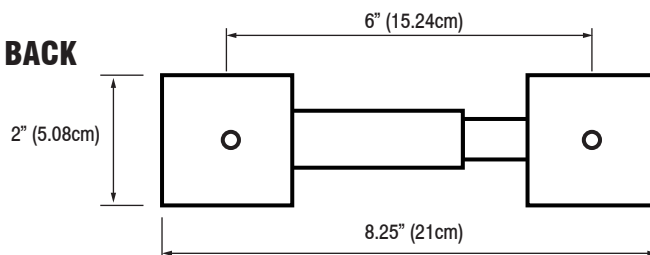
MECHANICAL DATA
Height: 2" (5.08cm) Length: 8.25" (21cm) Projection: 3.625" (9.2cm)
PRODUCT COMPOSITION
Product consists of 18/8 (304) Stainless Steel stand-offs with polished plastic spring loaded retractable tubing.
MODALITY
Use: Wall Installation.
INSTALLATION
WingIts® INFINITE Squared™ Toilet Paper Holders are designed to be installed into adequate structural blocking or with WingIts® MASTER Anchor™ Fasteners for INFINITE Squared™ Bath Accessories (MAW35).
RECOMMENDED INTEGRATION
For the strongest possible installation, it is recommended that WingIts® MASTER Anchor™ for INFINITE Squared™ Bath Accessories (MAW35) is used with this product.

WINGITS®

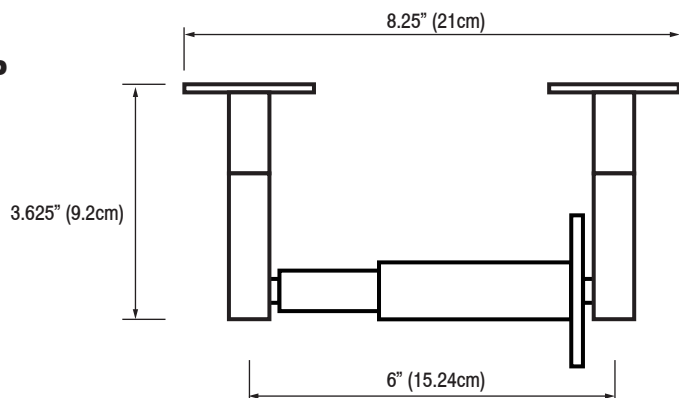
FRONT




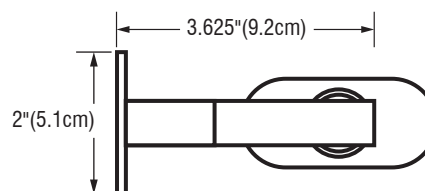
BACK



TOP

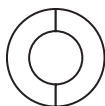


SIDE



Use the Toilet Paper Holder as its own template.
Put pin to wall to mark drilling location.

INCLUDED HARDWARE



3M® Waterproof ME Tape x 2



Allen Wrench x 1



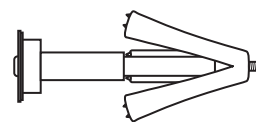
S/S Screw for Blocking x 2



Set Screw x 2

OPTIONAL HARDWARE

(Sold Separately)



Wingits® MASTER Anchor™ for INFINITE Squared™
Bath Accessories (MAW35) x 2

WINGITS® INFINITE Squared™

Structural Towel Rack

Model:
WITSQTR

Part Numbers:

WITSQTRPS18

18" Polished Finish

WITSQTRSN18


18" Satin Finish

WITSQTRPS24

24" Polished Finish

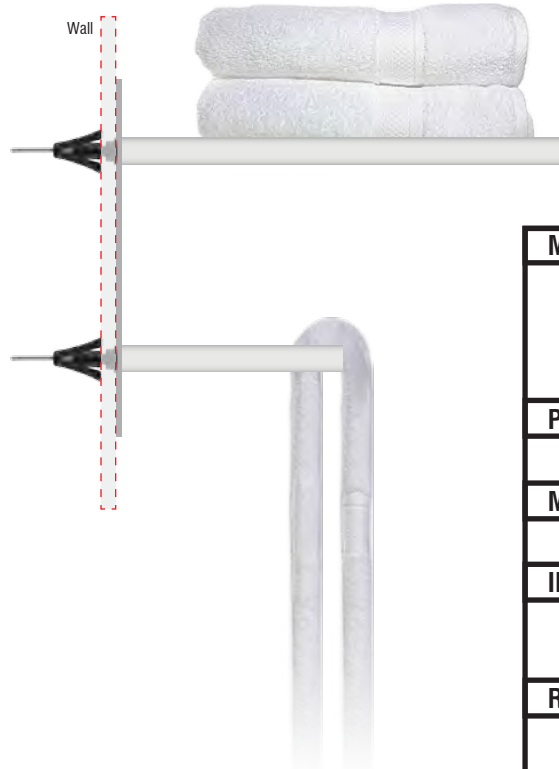
WITSQTRSN24

24" Satin Finish



Contemporary design combines with a fully HeliArc welded construction, results in a sustainable and high-quality bath accessory line:

- Clean Flowing Lines
- Structural Recycled 18/8 (304) Stainless Steel
- Functionality - Durability - Maintenance free
- HeliArc Welded Mitered Joints
- Unparalleled strength
- Coordinates with Other Products in the INFINITE Squared™ Collection



MECHANICAL DATA

Height: 8.5" (21.6cm)

Length: 18" (45.7CM)

24" (61CM)

Projection: 10" (25.4cm)

PRODUCT COMPOSITION

Reinforced Stainless Steel

MODALITY

Use: Hollow wall installation included with MASTER Anchors™.

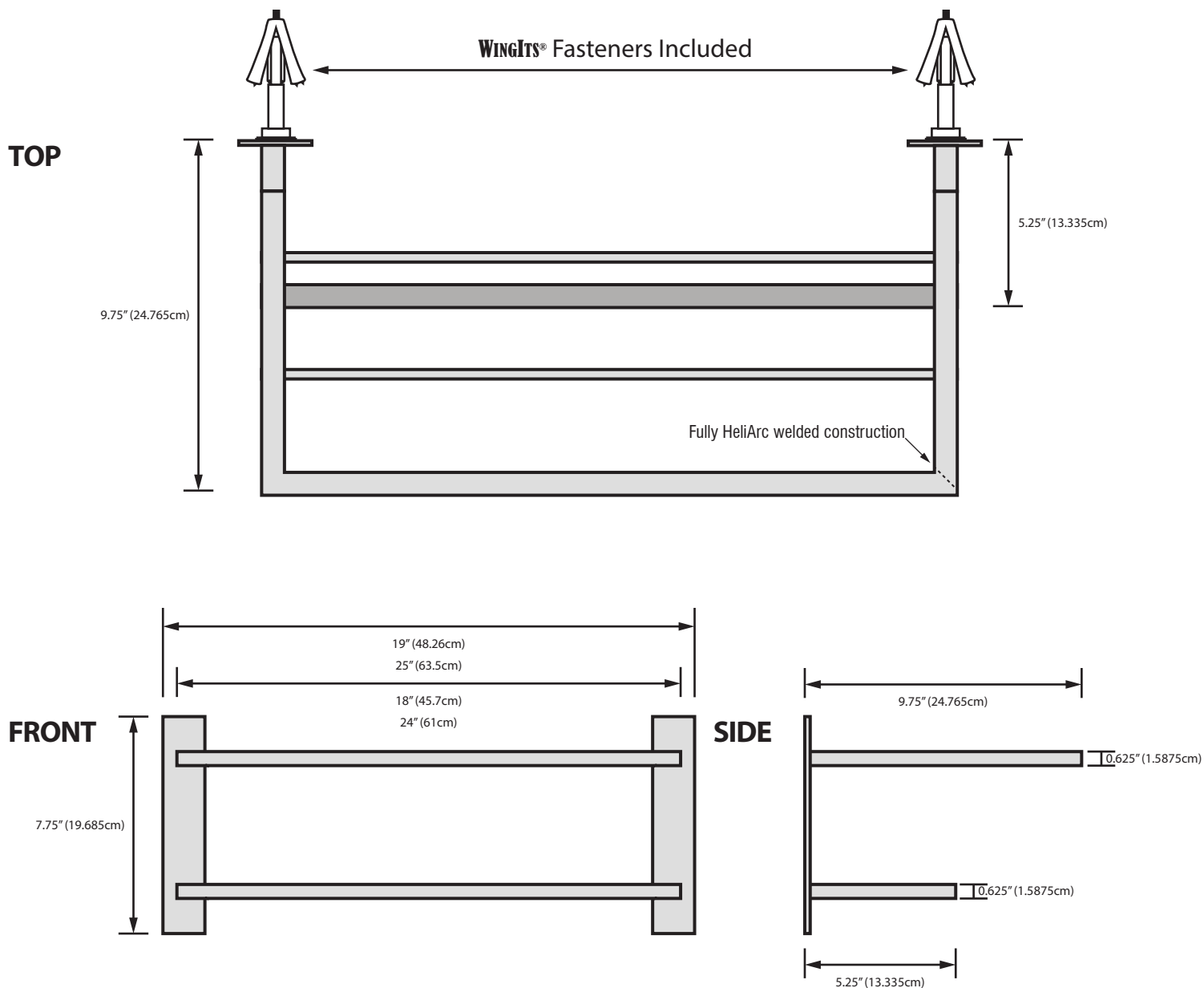
INSTALLATION

WingIts® INFINITE Squared™ Towel Racks are designed to be **installed into adequate structural blocking** or with **WingIts® Fasteners** (Included).

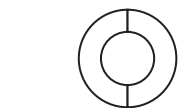
RECOMMENDED INTEGRATION

It is recommended that **WingIts® MASTER Anchors™** for INFINITE Squared™ Bath Accessories (MAW35) is used with this product.

WINGITS®



INCLUDED HARDWARE



3M® Waterproof ME Tape x 4



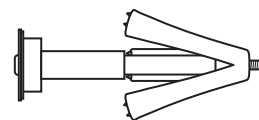
Allen Wrench x 1



S/S Screw for Blocking x 4



Set Screw x 4




WINGITS® MASTER Anchor™ Fasteners for INFINITE Squared™ Bath Accessories (MAW35) x 4

WINGITS® MODERN Elegance™

[Return to Table of Contents](#)

Structural, sleek, beautiful, everlasting design



WINGITS® MODERN Elegance™

Structural 18/8 Stainless Steel Grab Bar

Model: WGB5ME

Part Numbers:

WGB5MEPS6 6" Polished Finish	WGB5MESN6 6" Satin Finish
WGB5MEPS8 8" Polished Finish	WGB5MESN8 8" Satin Finish
WGB5MEPS12 12" Polished Finish	WGB5MESN12 12" Satin Finish
WGB5MEPS16 16" Polished Finish	WGB5MESN16 16" Satin Finish
WGB5MEPS18 18" Polished Finish	WGB5MESN18 18" Satin Finish
WGB5MEPS24 24" Polished Finish	WGB5MESN24 24" Satin Finish
WGB5MEPS30 30" Polished Finish	WGB5MESN30 30" Satin Finish
WGB5MEPS32 32" Polished Finish	WGB5MESN32 32" Satin Finish
WGB5MEPS36 36" Polished Finish	WGB5MESN36 36" Satin Finish
WGB5MEPS42 42" Polished Finish	WGB5MESN42 42" Satin Finish
WGB5MEPS48 48" Polished Finish	WGB5MESN48 48" Satin Finish
WGB5MEPS54* 54" Polished Finish	WGB5MESN54* 54" Satin Finish
WGB5MEPS60* 60" Polished Finish	WGB5MESN60* 60" Satin Finish

*Grab Bars include center support.



Contemporary design combines with **PATENTED** BridgeBind™ Technology resulting in a Grab Bar with:

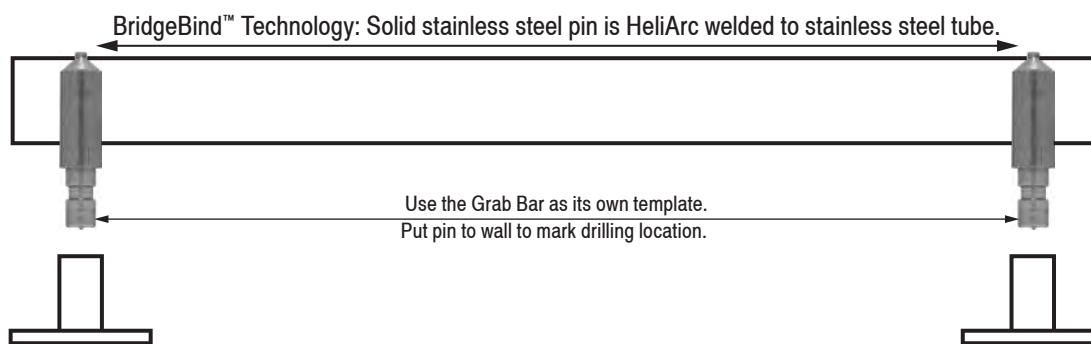
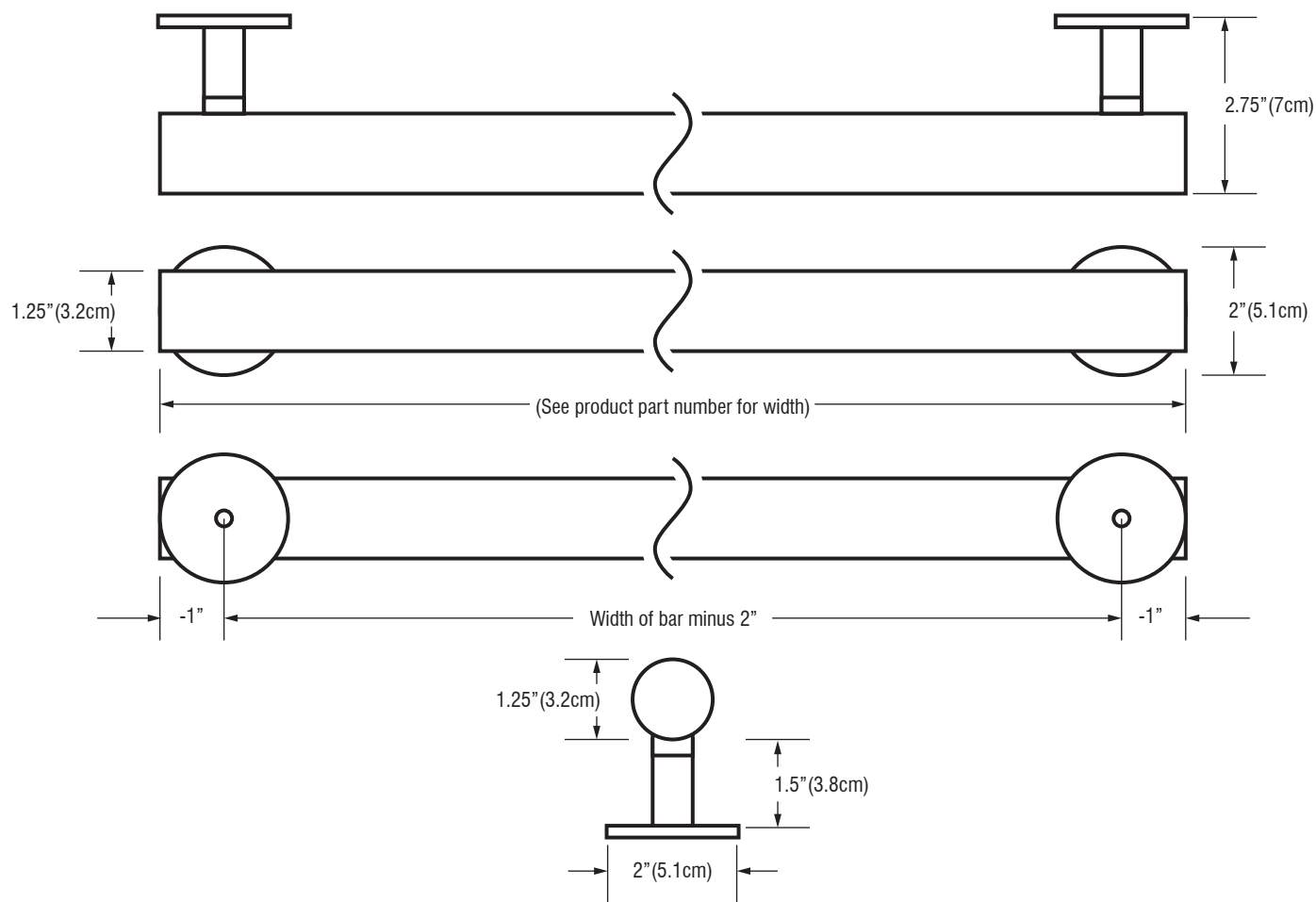
- Structural Stainless Steel
- Beauty-Functionality-Durability
- No lines for dirt to collect - maintenance free
- Unparalleled strength

BridgeBind™ Technology is the result of drilling a hole completely through stainless steel tubing, inserting a solid stainless steel pin, and HeliArc welding the pin to the far point of the tube; solidifying the pin and tube into one piece. Creating the ultimate structural bond.

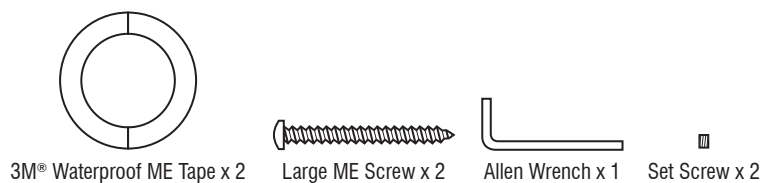
MECHANICAL DATA
Width: See product part number for width. Complete length of Grab Bar is usable surface.
Diameter: 1.25" (3.2cm)
PRODUCT COMPOSITION
Entire product is 18/8 (304) stainless steel. Solid caps and pins are HeliArc welded to 18 gauge tube.
MODALITY
Use: Wall Installation.
Load Capability: 800 lbs (362.9kg)
INSTALLATION
WingIts® MODERN Elegance™ Structural Stainless Steel Grab Bars are designed to hold live loads and must be installed into adequate structural blocking or with WingIts® Grab Bar Fasteners (GBWME40).
CERTIFICATIONS
WingIts® MODERN Elegance™ Structural Stainless Steel Grab Bars meet or exceed the applicable requirements of all building codes, ADA criteria, and 2010 ADAAG and 2009 ANSI standards.
RECOMMENDED INTEGRATION
For hollow wall construction, it is recommended that WingIts® Grab Bar Fasteners (GBWME40) are used with this product. See Fastener instructions for applications.

20140819_rev6

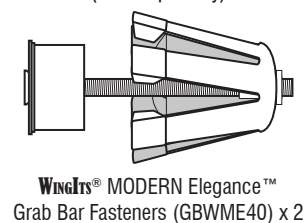
WINGITS®



INCLUDED HARDWARE



OPTIONAL HARDWARE (Sold Separately)



WINGITS® MODERN Elegance™

Structural 18/8 Stainless Steel Towel Bar

Model:
WMETB

Part Numbers:

WMETBPS6

6" Polished Finish

WMETBPS12

12" Polished Finish

WMETBPS18

18" Polished Finish

WMETBPS24

24" Polished Finish

WMETBPS30

30" Polished Finish

WMETBPS36

36" Polished Finish

WMETBSN6

6" Satin Finish

WMETBSN12

12" Satin Finish

WMETBSN18

18" Satin Finish

WMETBSN24

24" Satin Finish

WMETBSN30

30" Satin Finish

WMETBSN36

36" Satin Finish



Contemporary design combines with **PATENTED** BridgeBind™ Technology resulting in a Towel Bar with:

- Structural Stainless Steel
- Beauty-Functionality-Durability
- No lines for dirt to collect - maintenance free
- Unparalleled strength

BridgeBind™ Technology is the result of drilling a hole completely through stainless steel tubing, inserting a solid stainless steel pin, and HeliArc welding the pin to the far point of the tube; solidifying the pin and tube into one piece. Creating the ultimate structural bond.

MECHANICAL DATA

Width: See product part number for width.
Complete length of Towel Bar is usable surface.
Projection: 3" (7.6cm)

PRODUCT COMPOSITION

Entire product is 18/8 (304) stainless steel. Solid caps and pins are HeliArc welded to 18 gauge tube.

MODALITY

Use: Wall Installation.

Load Capability: 200 lbs. (90.7kg)

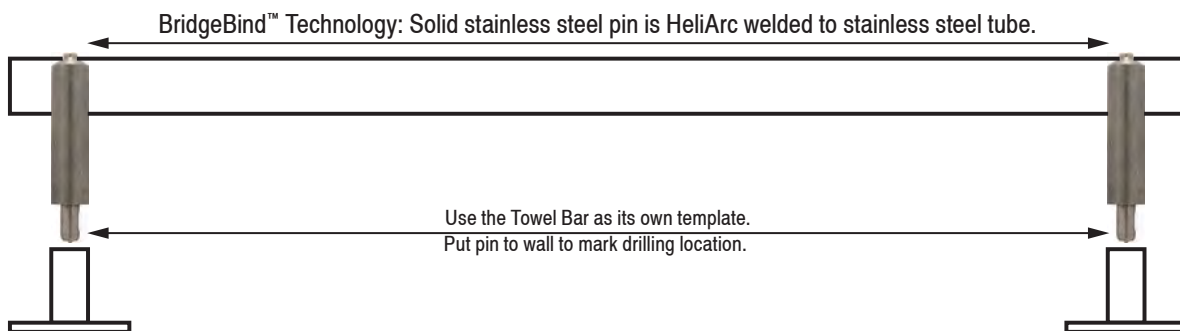
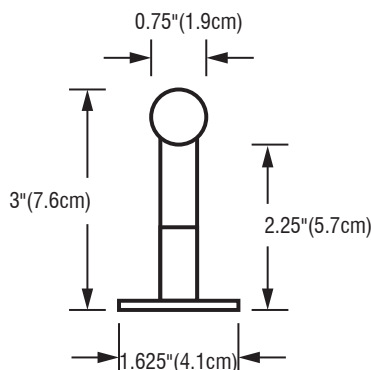
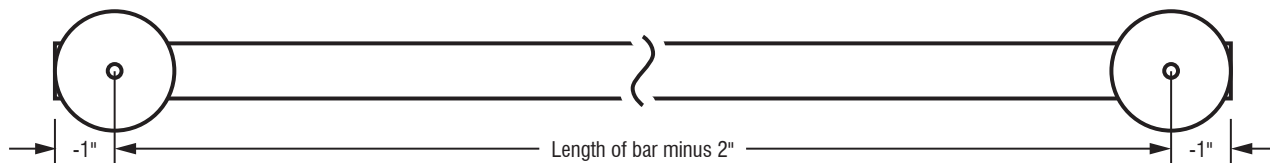
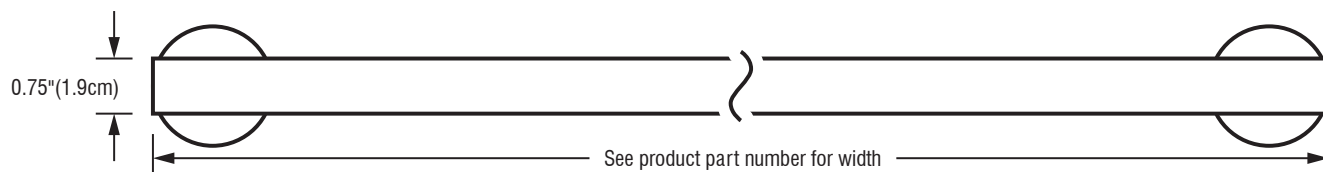
INSTALLATION

WingIts® MODERN Elegance™ Structural Stainless Steel Towel Bars are designed to be **installed into adequate structural blocking** or with **WingIts®** Master Anchor Fasteners for MODERN Elegance™ Bath Accessories (MAWME35).

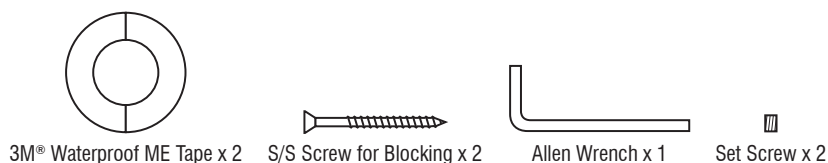
RECOMMENDED INTEGRATION

For hollow wall construction, it is recommended that **WingIts®** Master Anchor Fasteners for MODERN Elegance™ Bath Accessories (MAWME35) are used with this product. See Fastener instructions for applications.

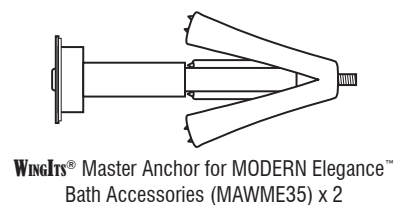
WINGITS®



INCLUDED HARDWARE



OPTIONAL HARDWARE (Sold Separately)



WINGITS® MODERN Elegance™

Stainless Steel Vertical Towel Rack

Model:
WMETRV

Part Numbers:

WMETRV1816PS **WMETRV1816SN**

18" Wide 18" Wide
Polished Finish Satin Finish

WMETRV2416PS **WMETRV2416SN**

24" Wide 24" Wide
Polished Finish Satin Finish



Contemporary design combines with **PATENTED** BridgeBind™ Technology resulting in a Towel Rack with:

- Structural Stainless Steel
- Beauty-Functionality-Durability
- No lines for dirt to collect - maintenance free
- Unparalleled strength
- 4" projection will not be an encumbrance

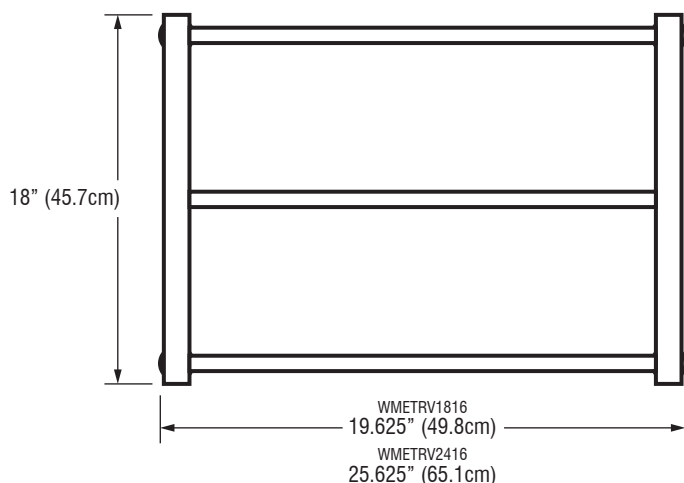
BridgeBind™ Technology is the result of drilling a hole completely through stainless steel tubing, inserting a solid stainless steel pin, and HeliArc welding the pin to the far point of the tube; solidifying the pin and tube into one piece. Creating the ultimate structural bond.

MECHANICAL DATA	
Height: 18" (45.7cm)	Diameter: 1.25" (3.2cm) vertical bars
Width: See product part number for width.	
Depth: 4" (10.2cm)	
PRODUCT COMPOSITION	
Entire product is 18/8 (304) stainless steel. Solid caps and pins are HeliArc welded to 18 gauge tube.	
MODALITY	
Use: Wall installation of Towel Rack to not exceed 4" projection (not an encumbrance).	
INSTALLATION	
WingIts® MODERN Elegance™ Stainless Steel Vertical Towel Racks are designed to be installed into adequate structural blocking or with the included WingIts® Master Anchor Fasteners for MODERN Elegance™ Bath Accessories (MAWME35).	
OPTIONS	
When obstruction is not an issue, WingIts® also offers a MODERN Elegance™ Stainless Steel Angled Vertical Towel Rack option (WMETRAV).	
RECOMMENDED INTEGRATION	
For hollow wall construction, it is recommended that the included WingIts® Master Anchor Fasteners for MODERN Elegance™ Bath Accessories (MAWME35) are used with this product. See Fastener instructions for applications.	

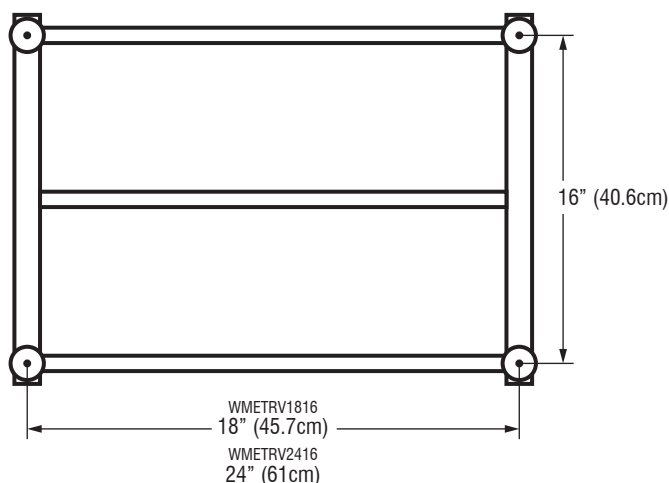
20140819_rev6

WINGITS®

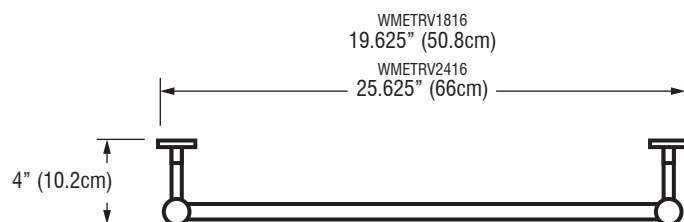
FRONT



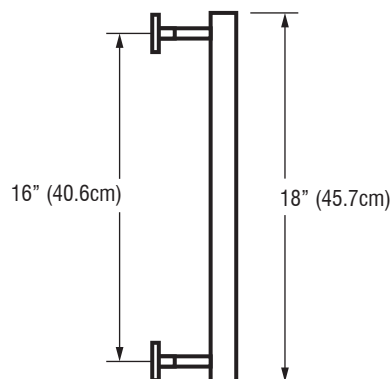
BACK



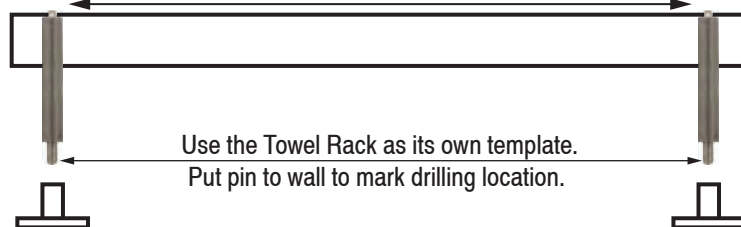
TOP



SIDE

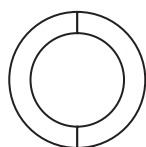


BridgeBind™ Technology: Solid stainless steel pin is HeliArc welded to stainless steel tube.



INCLUDED HARDWARE

Comes with 4 FREE Wingits® Fasteners.
The World's Strongest Fasteners™
for Hollow Wall Construction



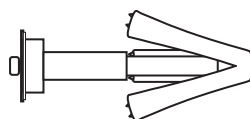
3M® Waterproof ME Tape x 4



Allen Wrench x 1



Set Screw x 4



Wingits® Master Anchor for MODERN Elegance™
Bath Accessories (MAWME35) x 4

WINGITS® MODERN Elegance™

Stainless Steel Angled Vertical Towel Rack

Model:
WMETRAV

Part Numbers:

WMETRAV1816PS **WMETRAV1816SN**

18" Wide 18" Wide
Polished Finish Satin Finish

WMETRAV2416PS **WMETRAV2416SN**

24" Wide 24" Wide
Polished Finish Satin Finish



Contemporary design combines with **PATENTED** BridgeBind™ Technology resulting in a Towel Rack with:

- Structural Stainless Steel
- Beauty-Functionality-Durability
- No lines for dirt to collect - maintenance free
- Unparalleled strength
- 6" projection will not be an encumbrance

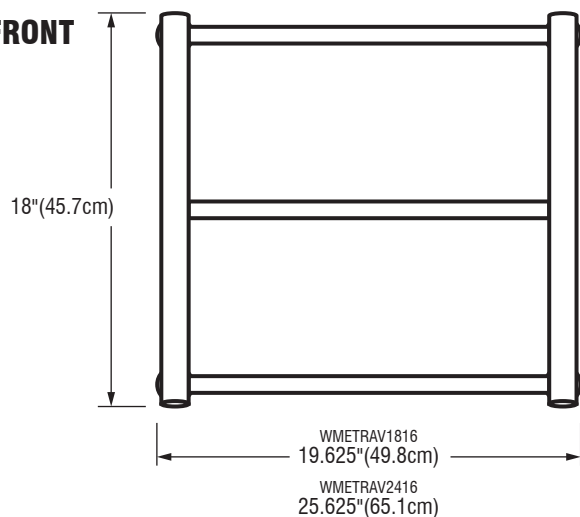
BridgeBind™ Technology is the result of drilling a hole completely through stainless steel tubing, inserting a solid stainless steel pin, and HeliArc welding the pin to the far point of the tube; solidifying the pin and tube into one piece. Creating the ultimate structural bond.

MECHANICAL DATA	
Height: 18" (45.7cm)	Diameter: 1.25" (3.2cm) vertical bars
Width: See product part number for width.	
Projection: 6" (15.2cm)	
PRODUCT COMPOSITION	
Entire product is 18/8 (304) stainless steel. Solid caps and pins are HeliArc welded to 18 gauge tube.	
MODALITY	
Use: Wall installation of Angled Towel Rack to not exceed 6" projection (not an encumbrance).	
INSTALLATION	
WingIts® MODERN Elegance™ Stainless Steel Angled Vertical Towel Racks are designed to be installed into adequate structural blocking or with the included WingIts® Master Anchor Fasteners for MODERN Elegance™ Bath Accessories (MAWME35) .	
OPTIONS	
For a towel rack that does not impede (4" projection), WingIts® also offers a MODERN Elegance™ Stainless Steel Vertical Towel Rack option (WMETRV).	
RECOMMENDED INTEGRATION	
For hollow wall construction, it is recommended that the included WingIts® Master Anchor Fasteners for MODERN Elegance™ Bath Accessories (MAWME35) are used with this product. See Fastener instructions for applications.	

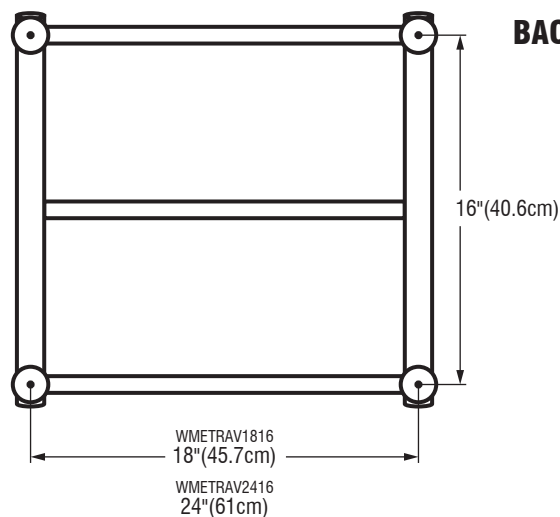
20140819_rev6

WINGITS®

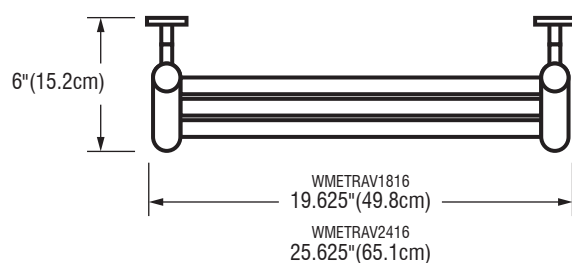
FRONT



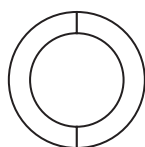
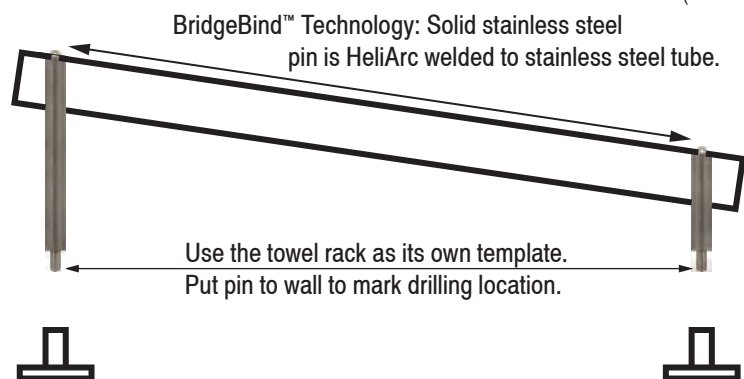
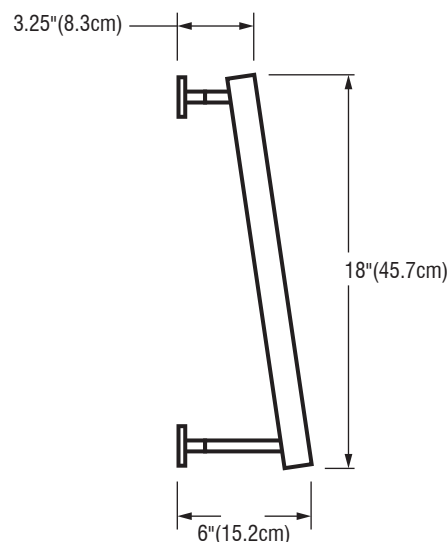
BACK



TOP



SIDE



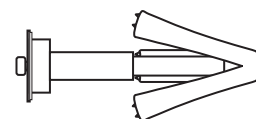
3M® Waterproof ME Tape x 4



Allen Wrench x 1



Set Screw x 4



WingIts® Master Anchor for MODERN Elegance™
Bath Accessories (MAWME35) x 4

INCLUDED HARDWARE
Comes with 4 FREE WingIts® Fasteners.
The World's Strongest Fasteners™
for Hollow Wall Construction

WINGITS® MODERN Elegance™

Stainless Steel Single Robe Hook

Model:
WMESRH

Part Numbers:

WMESRHPS

Polished Finish

WMESRHSN

Satin Finish



Contemporary design combines with **PATENTED** BridgeBind™ Technology resulting in a Robe Hook Holder with:

- Structural Stainless Steel
- Beauty-Functionality-Durability
- No lines for dirt to collect - maintenance free
- Unparalleled strength

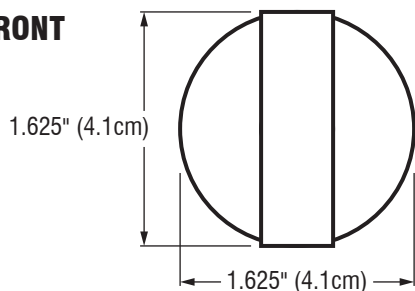
BridgeBind™ Technology is the result of drilling a hole completely through stainless steel tubing, inserting a solid stainless steel pin, and HeliArc Welding the pin to the far point of the tube; solidifying the pin and tube into one piece. Creating the ultimate structural bond.

MECHANICAL DATA
Height: 1.625" (4.1cm)
Width: 1.625" (4.1cm)
Depth: 2.25" (5.7cm)
PRODUCT COMPOSITION
Entire product is solid 18/8 (304) HeliArc welded stainless steel.
MODALITY
Use: Can be used in horizontal or vertical position.
INSTALLATION
WingIts® Stainless Steel Single Robe Hooks are designed to be installed into adequate structural blocking or with optional WingIts® Fastener.
RECOMMENDED INTEGRATION
It is recommended that WingIts® Master Anchor for MODERN Elegance™ Bath Accessories (MAWME35) is used with this product.

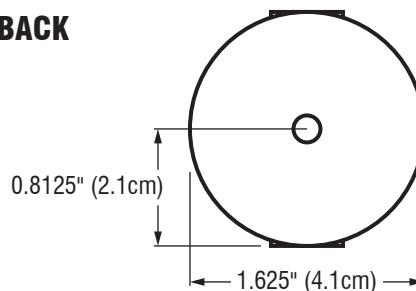
20140819_rev5

WINGITS®

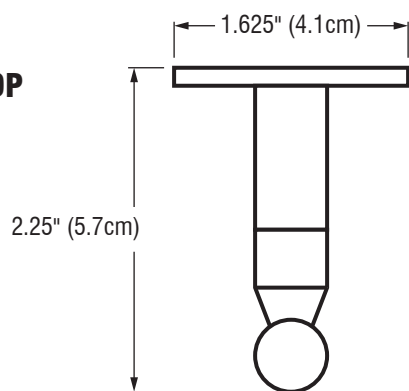
FRONT



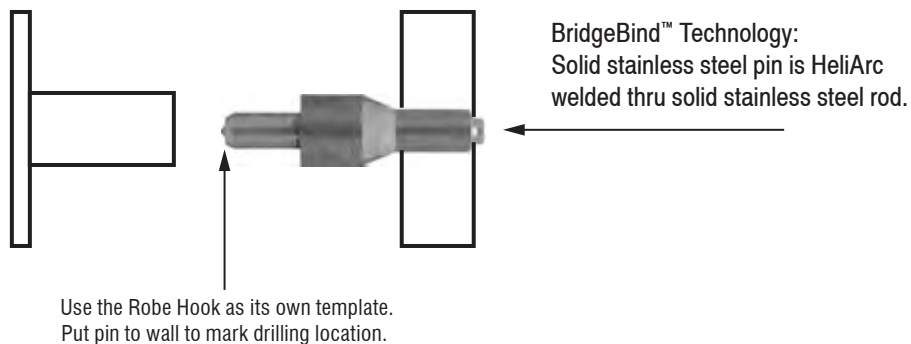
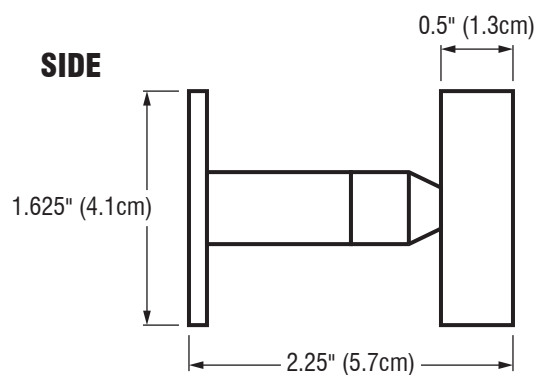
BACK



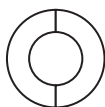
TOP



SIDE




INCLUDED HARDWARE



3M® Waterproof ME Tape x 1



Allen Wrench x 1



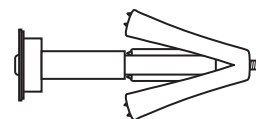
S/S Screw for Blocking x 1



Set Screw x 1

OPTIONAL HARDWARE

(Sold Separately)



Wingits® Master Anchor for MODERN Elegance™
Bath Accessories (MAWME35) x 1

WINGITS®

Model:
WMESRHGM

Part Numbers:

WMESRHGMPS

Glass Mounted or Wall Mounted
Polished Finish

WMESRHGMSN

Glass Mounted or Wall Mounted
Satin Finish

MODERN Elegance™

Glass Mounted / Wall Mounted Stainless Steel Single Robe Hook



Wall Mounted Application



Glass Mounted Application

Contemporary design combines with **PATENTED** BridgeBind™ Technology resulting in a Robe Hook Holder with:

- Structural Stainless Steel
- Beauty-Functionality-Durability
- No lines for dirt to collect - maintenance free
- Unparalleled strength

BridgeBind™ Technology is the result of drilling a hole completely through stainless steel tubing, inserting a solid stainless steel pin, and HeliArc Welding the pin to the far point of the tube; solidifying the pin and tube into one piece. Creating the ultimate structural bond.

MECHANICAL DATA

Height: 1.625" (4.1cm)
Width: 1.625" (4.1cm)
Depth: 2.25" (5.7cm) from wall surface

PRODUCT COMPOSITION

Entire product is solid 18/8 (304) HeliArc welded stainless steel.

MODALITY

Use: Can be used in horizontal or vertical position.

INSTALLATION

Wall Mounted Application: MODERN Elegance™ Glass Mounted Stainless Steel Robe Hooks are designed to be **installed into adequate structural blocking** or with optional **WingIts®** Fastener.

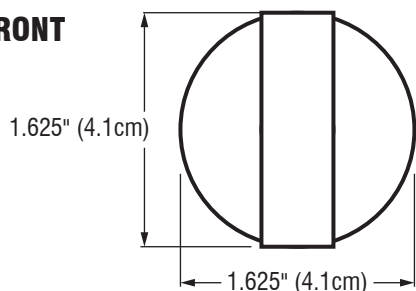
Glass Mounted Application: MODERN Elegance™ Glass Mounted Stainless Steel Robe Hooks are designed to be installed into glazing and other panels from 0.25"-0.50" (6-13mm) thickness by placing one of the silicone washers on each side of glazing prior to tightening the Robe Hook.

RECOMMENDED INTEGRATION

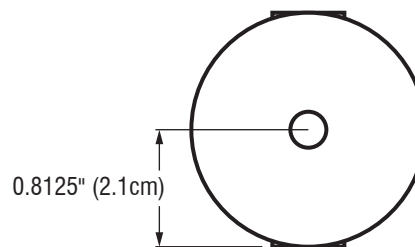
For hollow wall installation it is recommended that **WingIts®** Master Anchor for MODERN Elegance™ Bath Accessories (MAWME35) is used with this product.

WINGITS®

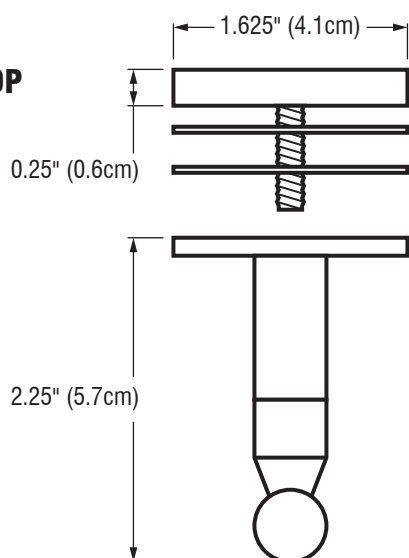
FRONT



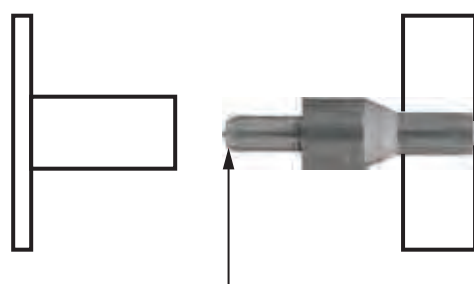
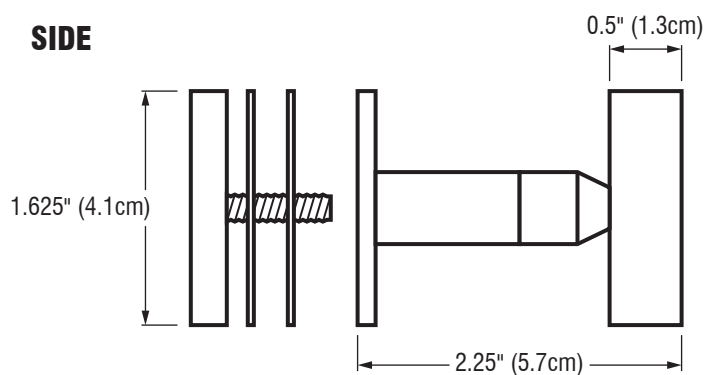
BACK



TOP



SIDE



BridgeBind™ Technology:
Solid stainless steel pin is HeliArc
welded thru solid stainless steel rod.

Use the Robe Hook as its own template.
Put pin to wall to mark drilling location.

USE FOR WALL MOUNT

OPTIONAL HARDWARE (Sold Separately)

USE FOR GLASS MOUNT



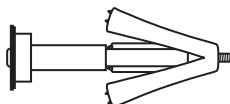
Allen Wrench x 1



Set Screw x 1



S/S Installation Screw x 1



WingIts® Master Anchor for MODERN Elegance™
Bath Accessories (MAWME35) x 1



Allen Wrench x 1



Set Screw x 1



S/S Button Screw x 1



Silicone Washers x 2

WINGITS® MODERN Elegance™

Stainless Steel Double Robe Hook

Model:
WMEDRH

Part Numbers:

WMEDRHPS

Polished Finish

WMEDRHSN

Satin Finish



Contemporary design combines with **PATENTED** BridgeBind™ Technology resulting in a Robe Hook with:

- Structural Stainless Steel
- Beauty-Functionality-Durability
- No lines for dirt to collect - maintenance free
- Unparalleled strength

BridgeBind™ Technology is the result of drilling a hole completely through stainless steel tubing, inserting a solid stainless steel pin, and HeliArc Welding the pin to the far point of the tube; solidifying the pin and tube into one piece. Creating the ultimate structural bond.

MECHANICAL DATA

Height: 1.625" (4.1cm)
Width: 3" (7.6cm)
Projection: 2.125" (5.4cm)

PRODUCT COMPOSITION

Entire product is 18/8 (304) stainless steel. Solid caps and pins are HeliArc welded to 18 gauge tube.

MODALITY

Use: Wall Installation.

INSTALLATION

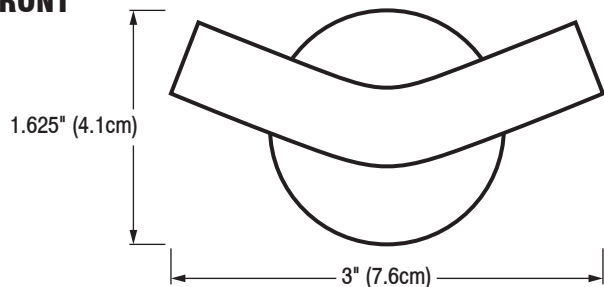
Wingits® Stainless Steel Double Robe Hooks are designed to be **installed into adequate structural blocking.**

RECOMMENDED INTEGRATION

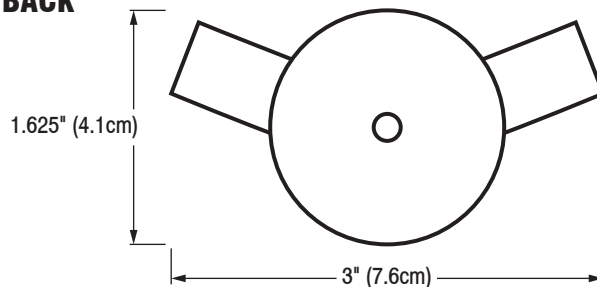
It is recommended that **Wingits®** Master Anchor for MODERN Elegance™ Bath Accessories (MAWME35) is used with this product.

WINGITS®

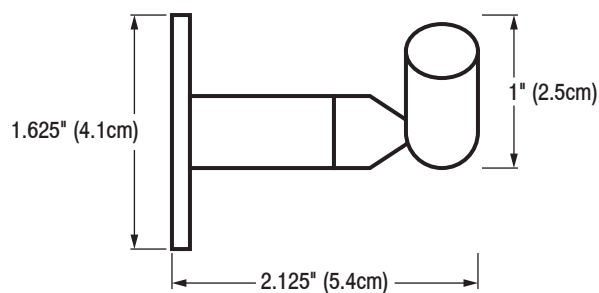
FRONT



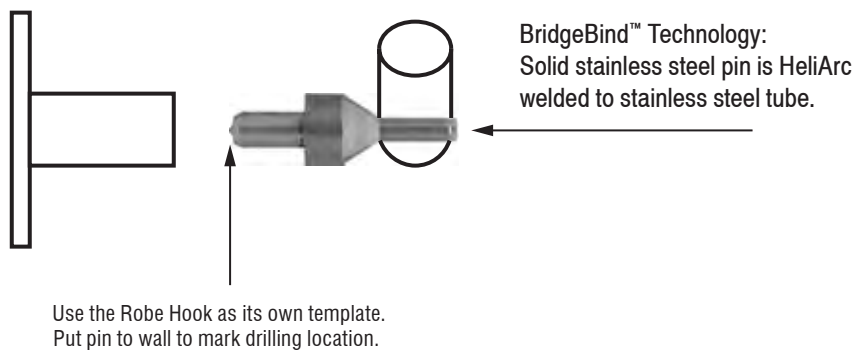
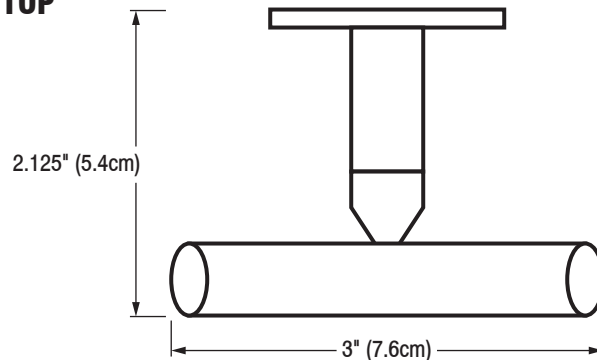
BACK



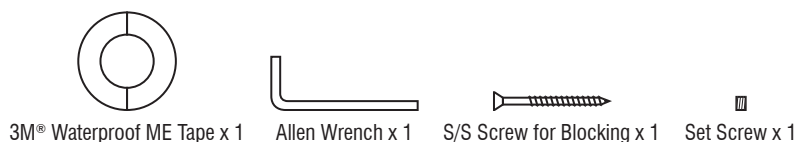
SIDE



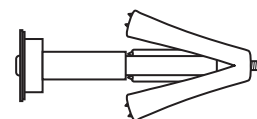
TOP



INCLUDED HARDWARE



OPTIONAL HARDWARE (Sold Separately)



WingItz® Master Anchor for MODERN Elegance™
Bath Accessories (MAWME35) x 1

WINGITS® MODERN Elegance™

Glass Mounted Stainless Steel Double Robe Hook

Model:
WMEDRHGM

Part Numbers:

WMEDRHGMPS

Glass Mounted
Polished Finish

WMEDRHGMSN

Glass Mounted
Satin Finish



Contemporary design combines with **PATENTED** BridgeBind™ Technology resulting in a Robe Hook with:

- Structural Stainless Steel
- Beauty-Functionality-Durability
- No lines for dirt to collect - maintenance free
- Unparalleled strength

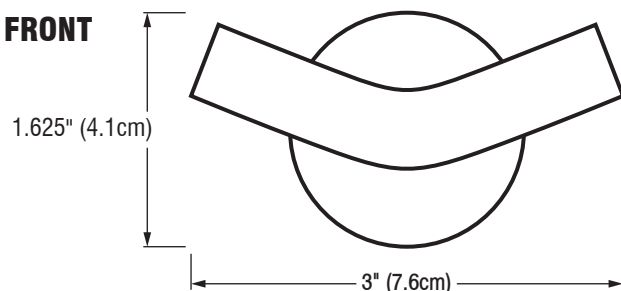
BridgeBind™ Technology is the result of drilling a hole completely through stainless steel tubing, inserting a solid stainless steel pin, and HeliArc Welding the pin to the far point of the tube; solidifying the pin and tube into one piece. Creating the ultimate structural bond.

MECHANICAL DATA
Height: 1.625" (4.1cm) Width: 3" (7.6cm) Projection: 2.125" (5.4cm) from wall surface
PRODUCT COMPOSITION
Entire product is solid 18/8 (304) HeliArc welded stainless steel.
MODALITY
Use: Glass installation.
INSTALLATION
MODERN Elegance™ Glass Mounted Stainless Steel Robe Hooks are designed to be installed into glazing and other panels from 0.25"-0.50" (6-13mm) thickness by placing one of the silicone washers on each side of glazing prior to tightening the Robe Hook.

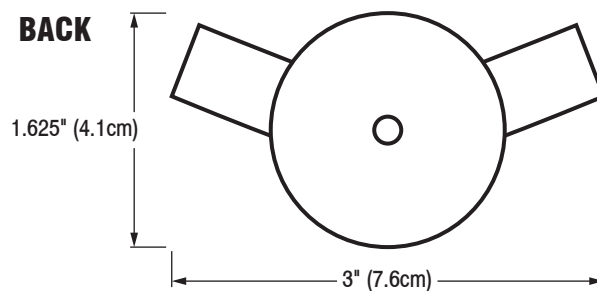
20140819_rev4

WINGITS®

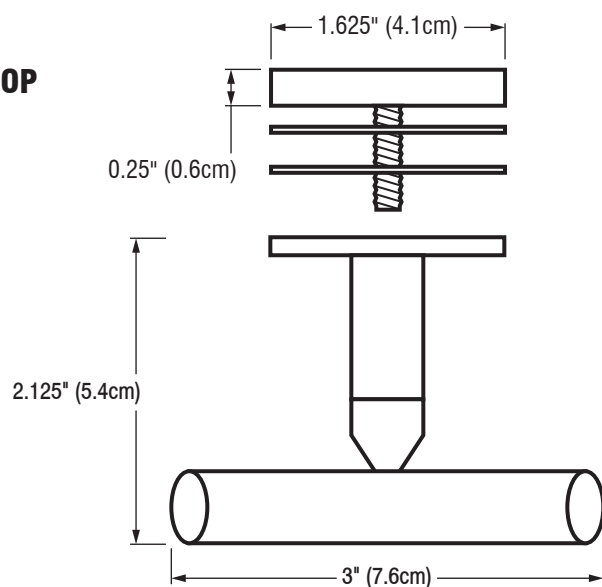
FRONT



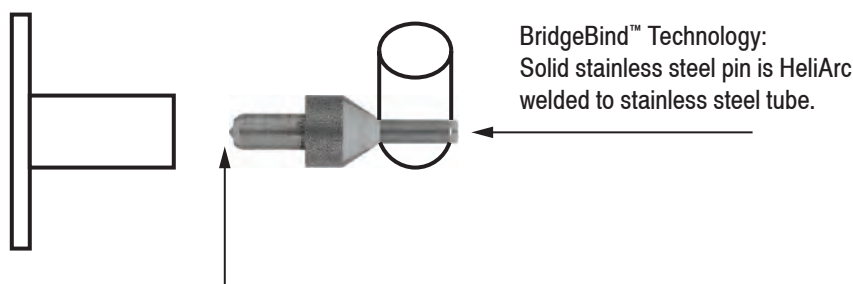
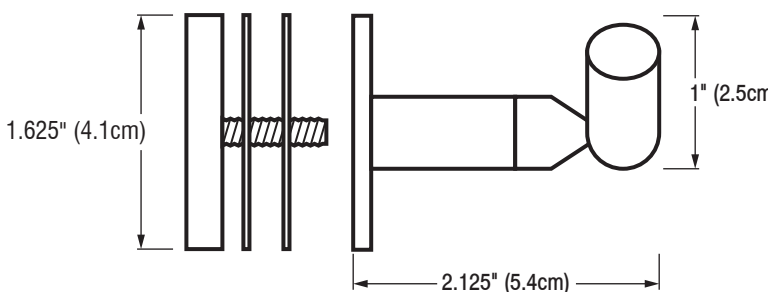
BACK



TOP



SIDE



BridgeBind™ Technology:
Solid stainless steel pin is HeliArc
welded to stainless steel tube.

Use the Robe Hook as its own template.
Put pin to wall to mark drilling location.

INCLUDED HARDWARE



WINGITS® MODERN Elegance™

Single Toilet Paper Holder

Model:
WMETPH

Part Numbers:

WMETPHPS

Polished Finish

WMETPHSN

Satin Finish



Contemporary design combines with **PATENTED** BridgeBind™ Technology resulting in bathroom accessories with:

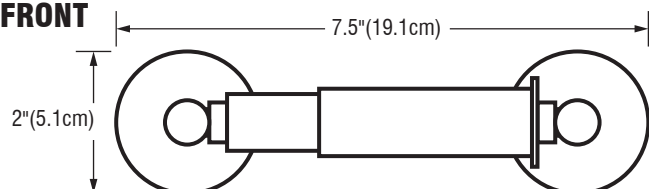
- Structural Stainless Steel
- Beauty-Functionality-Durability
- No lines for dirt to collect - maintenance free
- Unparalleled strength

BridgeBind™ Technology is the result of drilling a hole completely through stainless steel tubing, inserting a solid stainless steel pin, and HeliArc welding the pin to the far point of the tube; solidifying the pin and tube into one piece. Creating the ultimate structural bond.

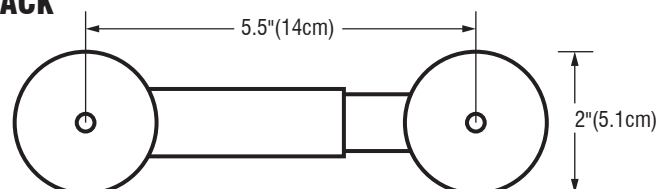
MECHANICAL DATA
Height: 2" (5.1cm) Width: 7.5" (21cm)
PRODUCT COMPOSITION
Entire product is 18/8 (304) solid stainless steel.
MODALITY
Use: Wall Installation.
INSTALLATION
WingIts® MODERN Elegance™ Single Toilet Paper Holders are designed to be installed into adequate structural blocking.
RECOMMENDED INTEGRATION
For the strongest possible installation, it is recommended that WingIts® Master Anchor for MODERN Elegance™ Bath Accessories (MAWME35) is used with this product.

WINGITS®


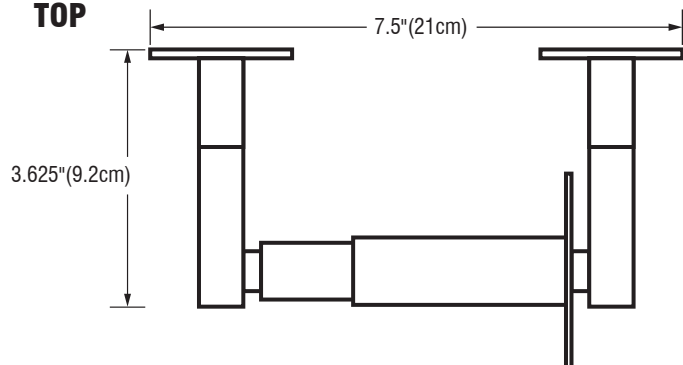
FRONT



BACK

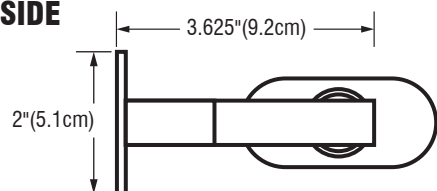


TOP

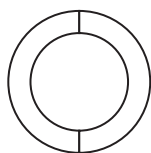


Use the Toilet Paper Holder as its own template.
Put pin to wall to mark drilling location.

SIDE



INCLUDED HARDWARE



3M® Waterproof ME Tape x 2



S/S Screw for Blocking x 2

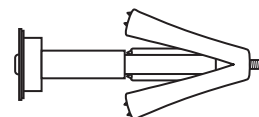


Allen Wrench x 1



Set Screw x 2

OPTIONAL HARDWARE (Sold Separately)



WingIts® Master Anchor for MODERN Elegance™
Bath Accessories (MAWME35) x 2

WINGITS® MODERN Elegance™

Horizontal Vertical Toilet Paper Holder

Model:

WMEHVTPH

Part Numbers:

WMEHVTPHPS

Polished Finish

WMEHVTPHSN

Satin Finish

Stainless steel screws are included to install into adequate structural blocking.



Contemporary design combines with **PATENTED** BridgeBind™ Technology resulting in a Toilet Paper Holder with:

- Structural Stainless Steel
- Beauty-Functionality-Durability
- No lines for dirt to collect - maintenance free
- Unparalleled strength

BridgeBind™ Technology is the result of drilling a hole completely through stainless steel tubing, inserting a solid stainless steel pin, and HeliArc Welding the pin to the far point of the tube; solidifying the pin and tube into one piece. Creating the ultimate structural bond.

MECHANICAL DATA

Height: 1.625" (4.1cm)

Width: 6" (15.2cm)

Projection: 3" (7.6cm)

PRODUCT COMPOSITION

Entire product is 18/8 (304) stainless steel. Solid caps and pins are HeliArc welded to 18 gauge tube.

MODALITY

Use: Can be used in horizontal or vertical position.

INSTALLATION

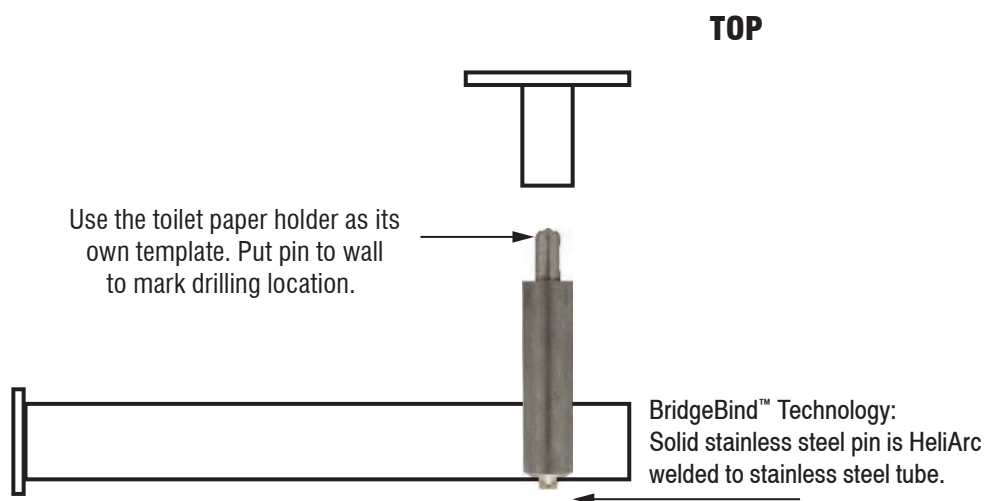
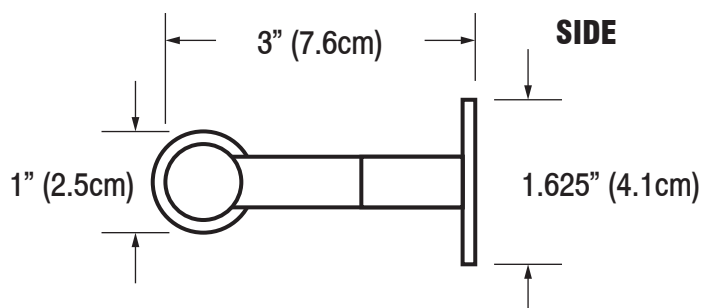
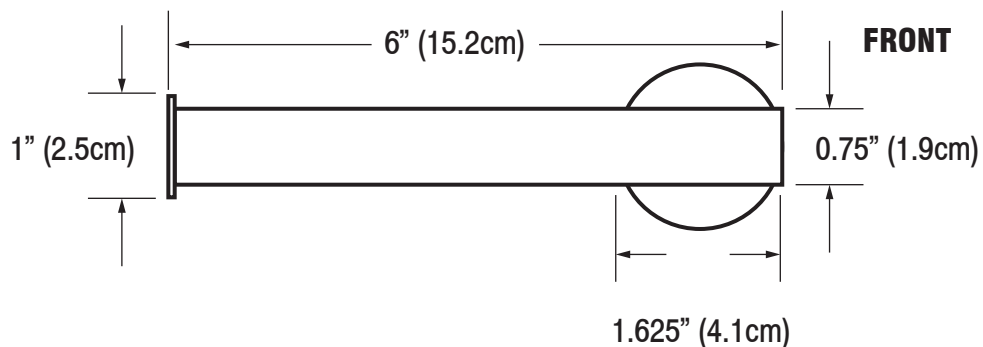
Install **WingIts® MODERN Elegance™** Horizontal Vertical Toilet Paper Holders **into adequate structural blocking** (included s/s screws) or into hollow walls with **WingIts® Anchor**.

RECOMMENDED INTEGRATION

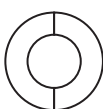
It is recommended that **WingIts® Master Anchor** for MODERN Elegance™ Bath Accessories (MAWME35) is used with this product.

20140819_rev9


WINGITS®



INCLUDED HARDWARE



3M® Waterproof ME Tape x 1



Allen Wrench x 1

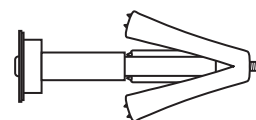


S/S Screw for Blocking x 1



Set Screw x 1

OPTIONAL HARDWARE (Sold Separately)



WingIts® Master Anchor for MODERN Elegance™
Bath Accessories (MAWME35) x 1

WINGITS® MODERN Elegance™

Double Horizontal Toilet Paper Holder

Model:
WMEDHTPH

Part Numbers:
WMEDHTPHPS Polished Finish
WMEDHTPHSN Satin Finish

Stainless steel screws are included to install into adequate structural blocking.



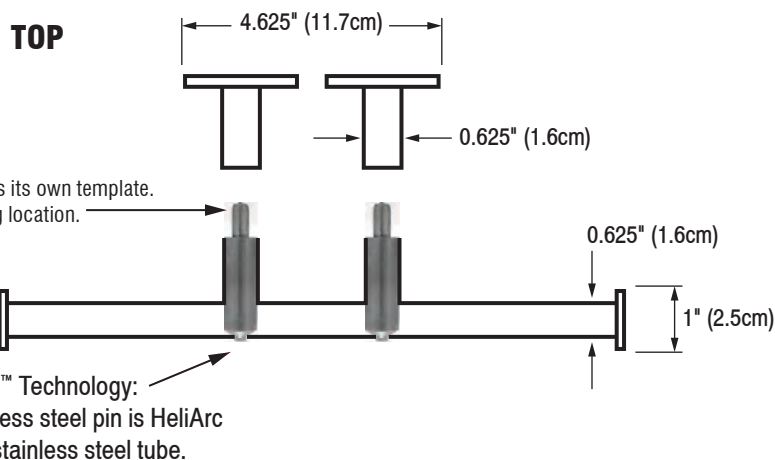
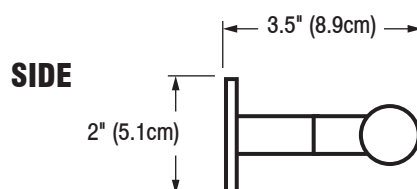
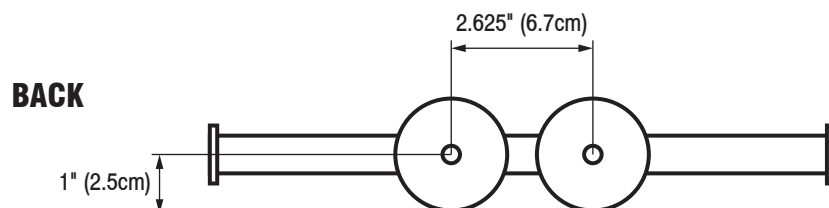
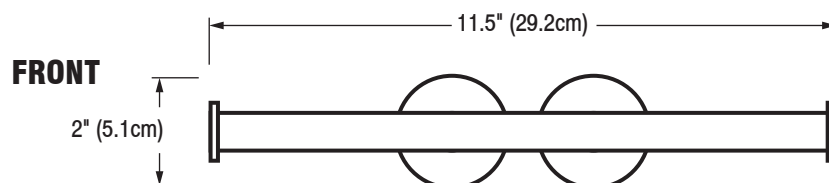
Contemporary design combines with **PATENTED** BridgeBind™ Technology resulting in a Toilet Paper Holder with:

- Structural Stainless Steel
- Beauty-Functionality-Durability
- No lines for dirt to collect - maintenance free
- Unparalleled strength

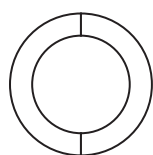
BridgeBind™ Technology is the result of drilling a hole completely through stainless steel tubing, inserting a solid stainless steel pin, and HeliArc Welding the pin to the far point of the tube; solidifying the pin and tube into one piece. Creating the ultimate structural bond.

MECHANICAL DATA
Height: 2" (5.1cm)
Width: 11.5" (29.2cm)
Projection: 3.5" (8.9cm)
PRODUCT COMPOSITION
Entire product is 18/8 (304) stainless steel. Solid caps and pins are HeliArc welded to 18 gauge tube.
MODALITY
Use: Wall Installation.
INSTALLATION
WingIts® MODERN Elegance™ Double Horizontal Toilet Paper Holders are designed to be installed into adequate structural blocking or with WingIts® MASTER Anchor™ Fasteners (MAW35).
RECOMMENDED INTEGRATION
For hollow wall construction, it is recommended that WingIts® MASTER Anchor™ Fasteners (MAW35).

WINGITS®



INCLUDED HARDWARE



3M® Waterproof ME Tape x 2



S/S Screw for Blocking x 2

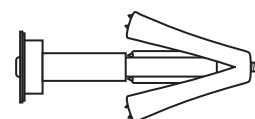


Allen Wrench x 1



Set Screw x 2

OPTIONAL HARDWARE (Sold Separately)



Wingits® Master Anchor Wingits (MAW35)™

WINGITS® MODERN Elegance™

Horizontal Double Foot Rest

Model:
WMEHFRPE

Part Numbers:

WMEHFRPSPE

Polished Finish

WMEHFRSNPE

Satin Finish



Contemporary design combines with **PATENTED** BridgeBind™ Technology resulting in a Horizontal Foot Rest with:

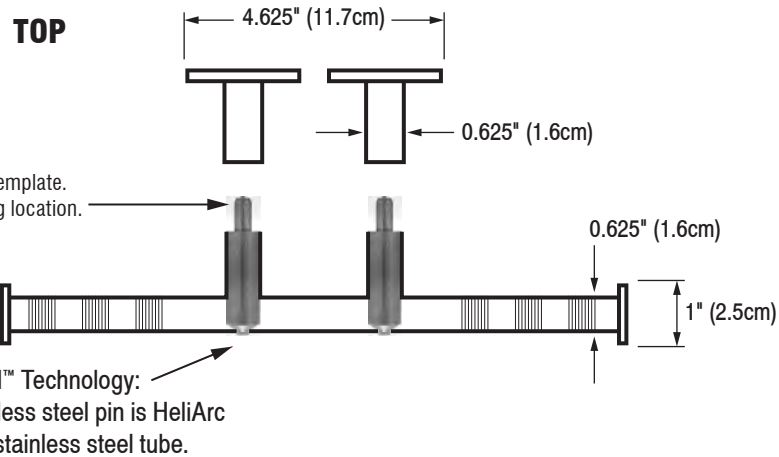
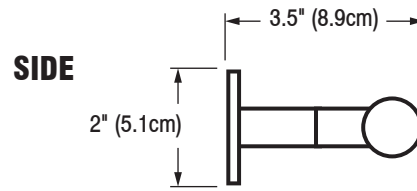
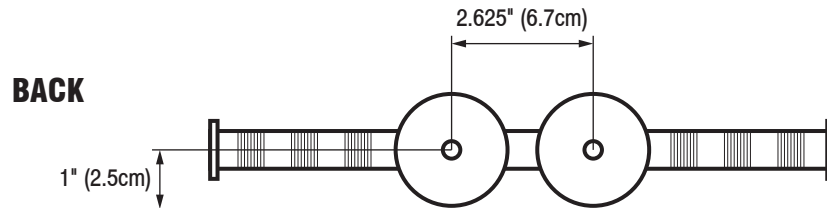
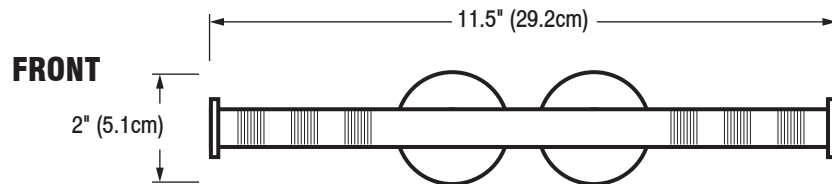
- Structural Stainless Steel
- Beauty-Functionality-Durability
- No lines for dirt to collect - maintenance free
- Unparalleled strength

BridgeBind™ Technology is the result of drilling a hole completely through stainless steel tubing, inserting a solid stainless steel pin, and HeliArc Welding the pin to the far point of the tube; solidifying the pin and tube into one piece. Creating the ultimate structural bond.

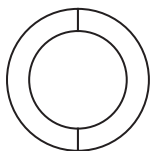
MECHANICAL DATA
Height: 2" (5.1cm) Width: 11.5" (29.2cm) Projection: 3.5" (8.9cm)
PRODUCT COMPOSITION
Entire product is 18/8 (304) stainless steel. Solid caps and pins are HeliArc welded to 18 gauge tube.
MODALITY
Use: Wall Installation.
INSTALLATION
WingIts® MODERN Elegance™ Horizontal Foot Rests are designed to be installed into adequate structural blocking or with WingIts® MASTER Anchor™ Fasteners (MAW35).
RECOMMENDED INTEGRATION
For hollow wall construction, it is recommended that WingIts® MASTER Anchor™ Fasteners (MAW35).

20140804_rev5

WINGITS®



INCLUDED HARDWARE



3M® Waterproof ME Tape x 2



S/S Screw for Blocking x 2

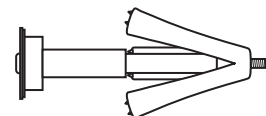


Allen Wrench x 1



Set Screw x 2

OPTIONAL HARDWARE (Sold Separately)



WingIt® Master Anchor (MAW35) x 2

WINGITS® MODERN Elegance™

Vertical Toilet Paper Holder

Model:

WMEVTPH

Part Numbers:

WMEVTPHPS

Polished Finish

WMEVTPHSN

Satin Finish



Contemporary design combines with **PATENTED** BridgeBind™ Technology resulting in a Toilet Paper Holder with:

- Structural Stainless Steel
- Beauty-Functionality-Durability
- No lines for dirt to collect - maintenance free
- Unparalleled strength

BridgeBind™ Technology is the result of drilling a hole completely through stainless steel tubing, inserting a solid stainless steel pin, and HeliArc Welding the pin to the far point of the tube; solidifying the pin and tube into one piece. Creating the ultimate structural bond.

MECHANICAL DATA

Height: 6" (15.2cm)

Width: 1.625" (4.1cm)

Projection: 3" (7.6cm)

PRODUCT COMPOSITION

Entire product is 18/8 (304) stainless steel. Solid caps and pin are HeliArc welded to 18 gauge tube.

MODALITY

Use: Should be used in a vertical position.

INSTALLATION

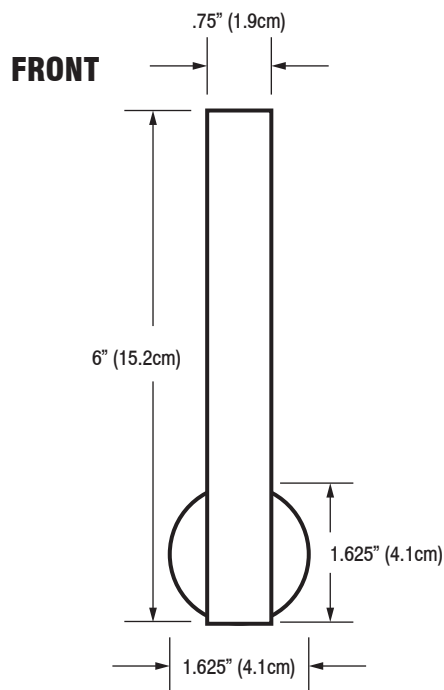
WingIts® MODERN Elegance™ Vertical Toilet Paper Holders are designed to be installed into adequate structural blocking.

RECOMMENDED INTEGRATION

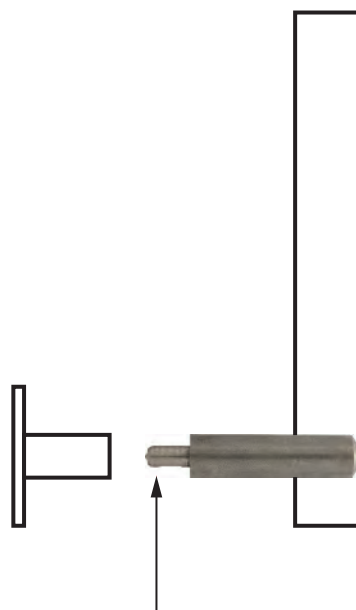
It is recommended that **WingIts® Master Anchor for MODERN Elegance™ Bath Accessories (MAWME35)** is used with this product.

20140813_rev6

WINGITS®

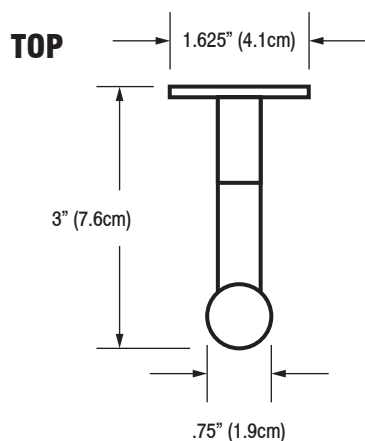


SIDE

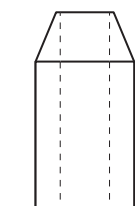


BridgeBind™ Technology:
Solid stainless steel pin is HeliArc
welded to stainless steel tube.

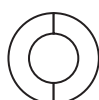
Use the Toilet Paper Holder as its own template.
Put pin to wall to mark drilling location.



INCLUDED HARDWARE



Wooden Spindle x 1



3M® Waterproof ME Tape x 1



Allen Wrench x 1

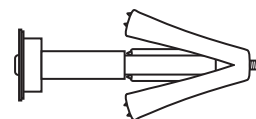


S/S Screw for Blocking x 1



Set Screw x 1

OPTIONAL HARDWARE (Sold Separately)



Wingits® Master Anchor for MODERN Elegance™
Bath Accessories (MAWME35) x 1

WINGITS® MODERN Elegance™

Stainless Steel Euro Toilet Paper Holder

Model:
WMEEUTPH

Part Numbers:

WMEEUTPHPS

Polished Finish

WMEEUTPHSN

Satin Finish



Contemporary design combines with **PATENTED** BridgeBind™ Technology resulting in a Grab Bar with:

- Solid Stainless Steel Ring
- Beauty-Functionality-Durability
- No lines for dirt to collect - maintenance free
- Unparalleled strength

BridgeBind™ Technology is the result of drilling a hole completely through stainless steel tubing, inserting a solid stainless steel pin, and HeliArc welding the pin to the far point of the tube; solidifying the pin and tube into one piece. Creating the ultimate structural bond.

MECHANICAL DATA

Height: 4.5" (11.43cm)

Width: 5.75" (14.6 cm)

Projection: 3.8125" (9.7cm)

PRODUCT COMPOSITION

Entire product is 18/8 (304) stainless steel. Stainless steel wire with solid stainless steel stand-offs.

MODALITY

Use: Wall Installation.

INSTALLATION

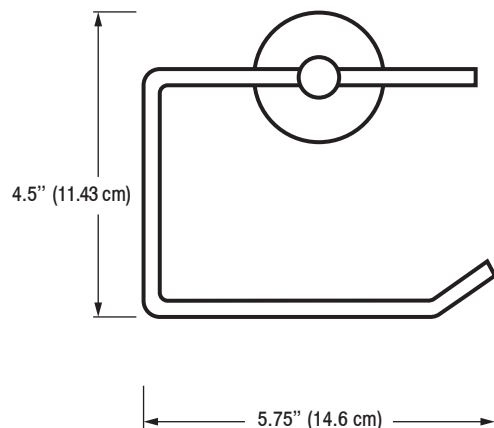
WingIts® MODERN Elegance™ Stainless Steel Euro Toilet Paper Holders are designed to be **installed into adequate structural blocking.**

RECOMMENDED INTEGRATION

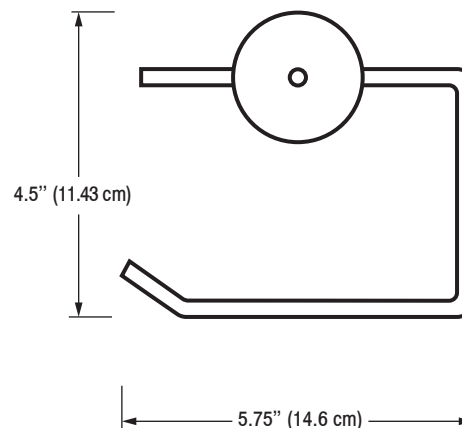
For the strongest possible installation, it is recommended that **WingIts®** Master Anchor for MODERN Elegance™ Bath Accessories (MAWME35) is used with this product.

WINGITS®

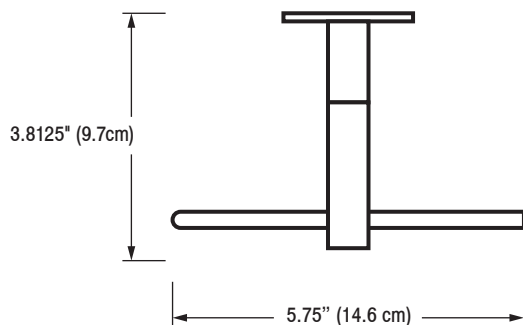
FRONT



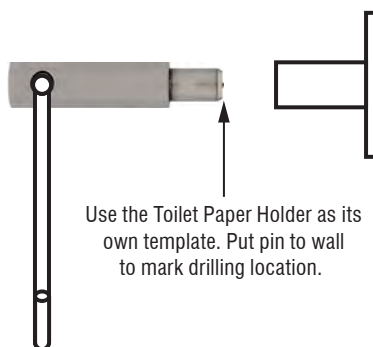
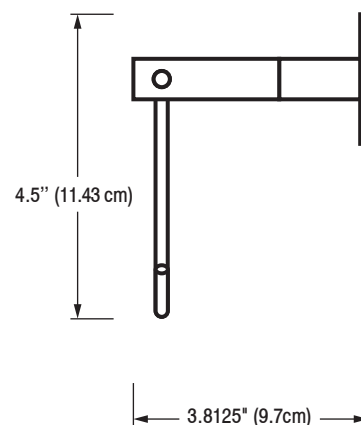
BACK



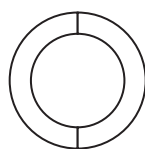
TOP



SIDE



INCLUDED HARDWARE



3M® Waterproof ME Tape x 1



S/S Screw for Blocking x 1

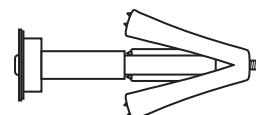


Allen Wrench x 1



Set Screw x 1

OPTIONAL HARDWARE (Sold Separately)



Wingits® Master Anchor for MODERN Elegance™
Bath Accessories (MAWME35) x 1

WINGITS® MODERN Elegance™

Stainless Steel Euro Toilet Paper Holder with Hood

Model:
WMEEUTPHWH

Part Numbers:
WMEEUTPHWHPS Polished Finish
WMEEUTPHWHSN Satin Finish

Stainless steel screws are included to install into adequate structural blocking.



Contemporary design combines with **PATENTED** BridgeBind™ Technology resulting in a Grab Bar with:

- Solid Stainless Steel Ring
- Beauty-Functionality-Durability
- No lines for dirt to collect - maintenance free
- Unparalleled strength

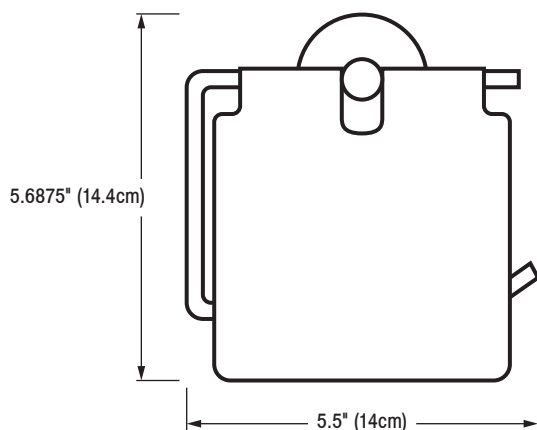
BridgeBind™ Technology is the result of drilling a hole completely through stainless steel tubing, inserting a solid stainless steel pin, and HeliArc welding the pin to the far point of the tube; solidifying the pin and tube into one piece. Creating the ultimate structural bond.

MECHANICAL DATA
Height: 5.6875" (14.4cm)
Width: 5.5" (14cm)
Depth: 3.8125" (9.7cm)
PRODUCT COMPOSITION
Entire product is 18/8 (304) stainless steel. Stainless steel wire with solid stainless steel stand-offs.
MODALITY
Use: Wall Installation.
INSTALLATION
WingIts® MODERN Elegance™ Stainless Steel Euro Toilet Paper Holders are designed to be installed into adequate structural blocking.
RECOMMENDED INTEGRATION
For the strongest possible installation, it is recommended that WingIts® Master Anchor for MODERN Elegance™ Bath Accessories (MAWME35) is used with this product.

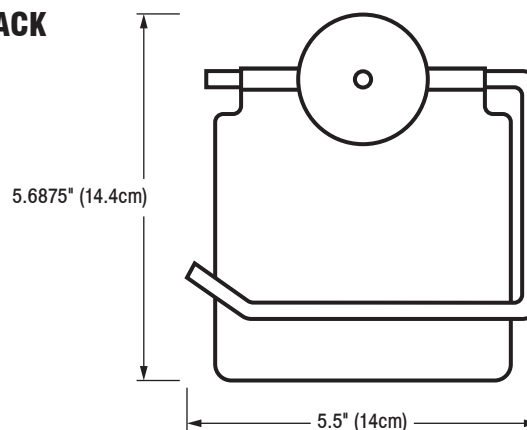
20140819_rev2

WINGITS®

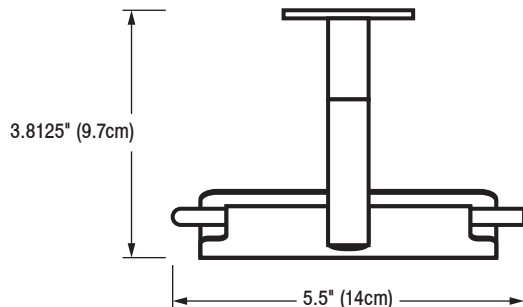
FRONT



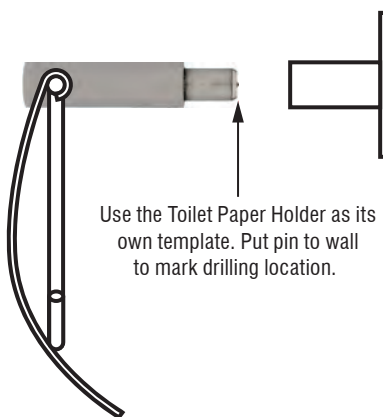
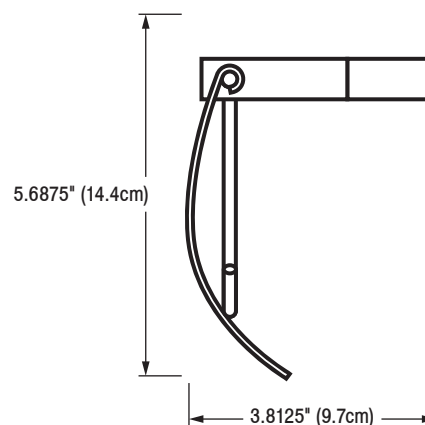
BACK



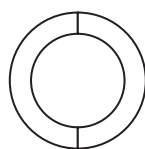
TOP



SIDE



INCLUDED HARDWARE



3M® Waterproof ME Tape x 1



S/S Screw for Blocking x 1



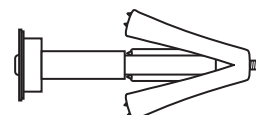
Allen Wrench x 1



Set Screw x 1

OPTIONAL HARDWARE

(Sold Separately)



WingIts® Master Anchor for MODERN Elegance™
Bath Accessories (MAWME35) x 1

WINGITS® MODERN Elegance™

Towel Ring

Model:

WMETRING

Part Numbers:

WMETRINGPS

Polished Finish

WMETRINGSN

Satin Finish



Contemporary design combines with **PATENTED** BridgeBind™ Technology resulting in a Grab Bar with:

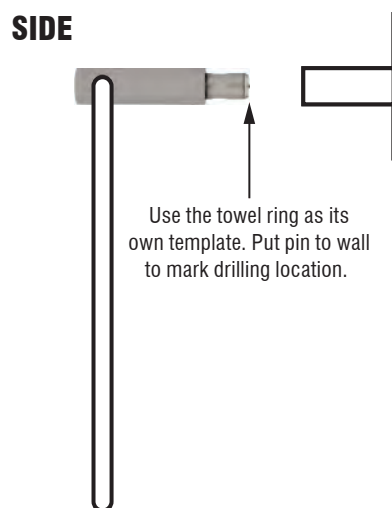
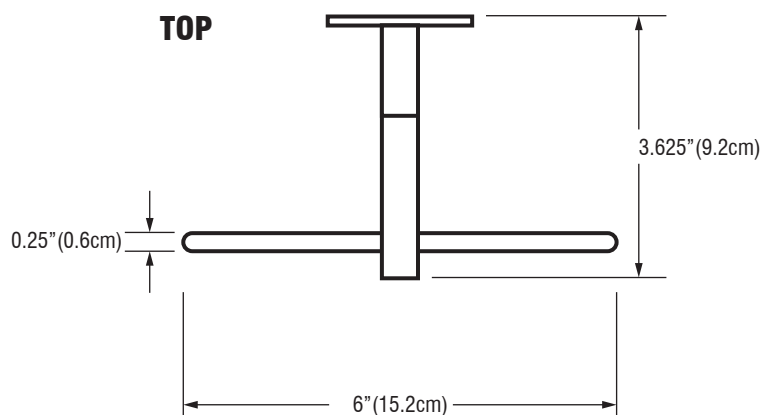
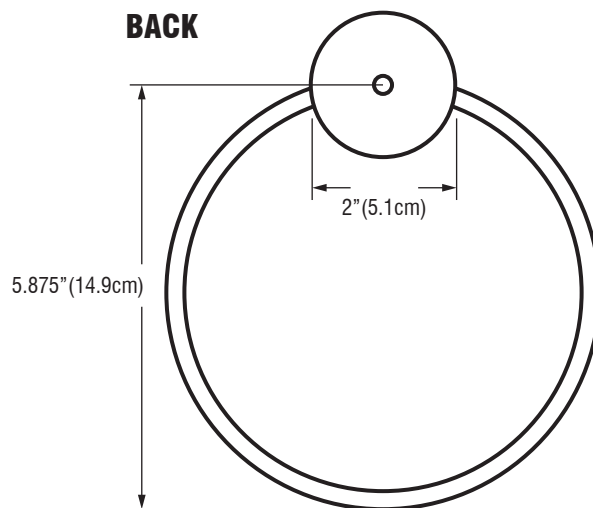
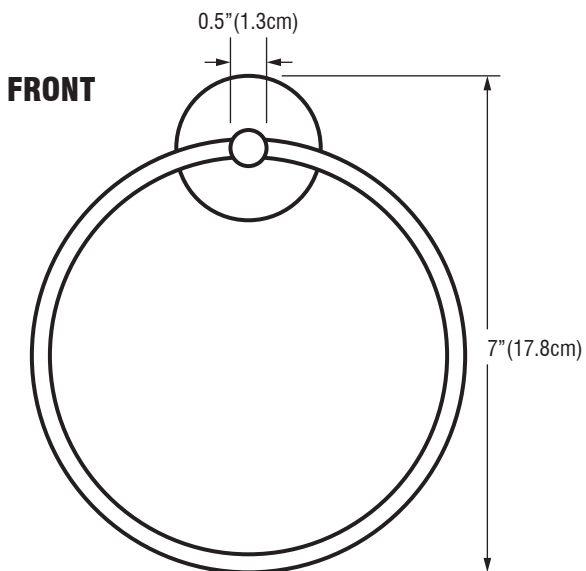
- Solid Stainless Steel Ring
- Beauty-Functionality-Durability
- No lines for dirt to collect - maintenance free
- Unparalleled strength

BridgeBind™ Technology is the result of drilling a hole completely through stainless steel tubing, inserting a solid stainless steel pin, and HeliArc welding the pin to the far point of the tube; solidifying the pin and tube into one piece. Creating the ultimate structural bond.

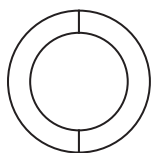
MECHANICAL DATA	
Height: 7" (17.8cm)	Diameter: 6" Ring (15.2cm)
Width: 6" (15.2cm)	
Projection: 3.625" (9.2cm)	
PRODUCT COMPOSITION	
Entire product is 18/8 (304) stainless steel. Stainless steel ring with solid stainless steel stand-offs.	
MODALITY	
Use: Wall Installation.	
INSTALLATION	
WingIts® MODERN Elegance™ Towel Rings are designed to be installed into adequate structural blocking.	
RECOMMENDED INTEGRATION	
For the strongest possible installation, it is recommended that WingIts® Master Anchor (MAW35) is used with this product.	

20140819_rev2

WINGITS®



INCLUDED HARDWARE



3M® Waterproof ME Tape x 1



S/S Screw for Blocking x 1

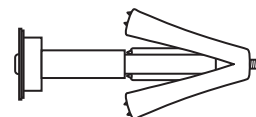


Allen Wrench x 1



Set Screw x 1

OPTIONAL HARDWARE (Sold Separately)



WingIts® Master Anchor (MAW35)

WINGITS® WAVE™

Structural Corner Foot Rest

Model:
WFR66

Part Numbers:

WFR66PS
Polished Finish

WFR66SN
Satin Finish



Contemporary design combines with structural engineering resulting in a Foot Rest with:

- Structural 18/8 Stainless Steel with Rolled Edges
- Ergonomic Design for comfortable footing in all positions
- Bright Mirror and Satin Nickel Finishes standard
- Includes 3M Waterproof Tape, 100% Waterproof Installation
- Includes **2 FREE MASTER Anchors™ Super Duty MAWSD35** World's Strongest Fastener™ for Guaranteed Installation
- Requires Grab Bar(s) installation as hand-hold for stability

Note: Grab Bar **MUST** be used with FOOT REST for liability and safety issues



MECHANICAL DATA

Height: 1.8" (4.5cm)
Length: 6.5" (16.5cm)
Projection: 6" (15.25cm)

PRODUCT COMPOSITION

Entire product is 18/8 (304) stainless steel.

MODALITY

Use: Wall Installation.

INSTALLATION

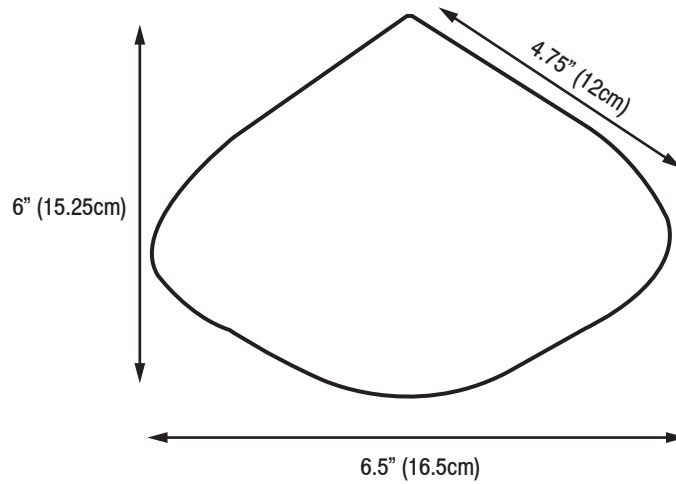
WingIts® WAVE™ Foot Rests are designed to be **installed into adequate structural blocking** or with **WingIts® MASTER Anchor™ Super Duty Fasteners (MAWSD35)**.

RECOMMENDED INTEGRATION

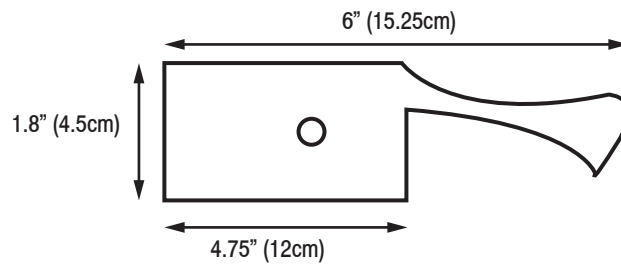
For hollow wall construction, it is recommended that **WingIts® MASTER Anchor™ Super Duty Fasteners for WAVE™** Foot Rests (MAWSD35) are used with this product.

WINGITS®

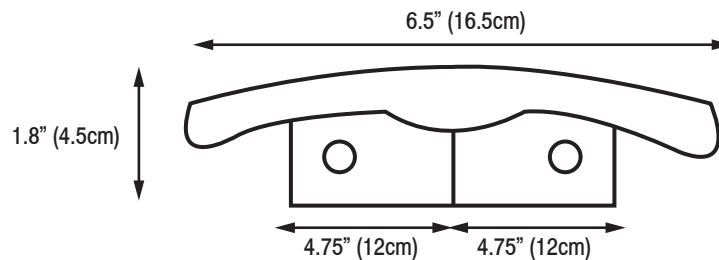
TOP



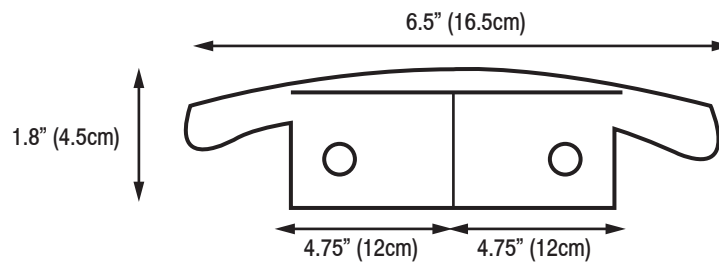
SIDE



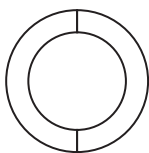
FRONT



BACK



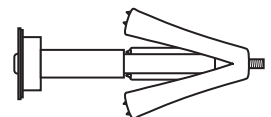
INCLUDED HARDWARE



3M® Waterproof ME Tape x 2



S/S Screw for Blocking x 2



WingItz® Master Anchor Super Duty for WAVE™
Bath Accessories (MAWSD35) x 2

WINGITS® WAVE™

Structural Flat Foot Rest

Model:
WFR74

Part Numbers:

WFR74PS

Polished Finish

WFR74SN

Satin Finish



Contemporary design combines with structural engineering resulting in a Foot Rest with:

- Structural 18/8 Stainless Steel with Rolled Edges
- Ergonomic Design for comfortable footing in all positions
- Bright Mirror and Satin Nickel Finishes standard
- Includes 3M Waterproof Tape, 100% Waterproof Installation
- Includes **2 FREE MASTER Anchors™ Super Duty MAWSD35** World's Strongest Fastener™ for Guaranteed Installation
- Requires Grab Bar(s) installation as hand-hold for stability



Note: Grab Bar MUST be used with FOOT REST for liability and safety issues



MECHANICAL DATA

Height: 1.8" (4.5cm)

Length: 6.5" (16.5cm)

Projection: 3.75" (9.5cm)

PRODUCT COMPOSITION

Entire product is 18/8 (304) stainless steel.

MODALITY

Use: Wall Installation.

INSTALLATION

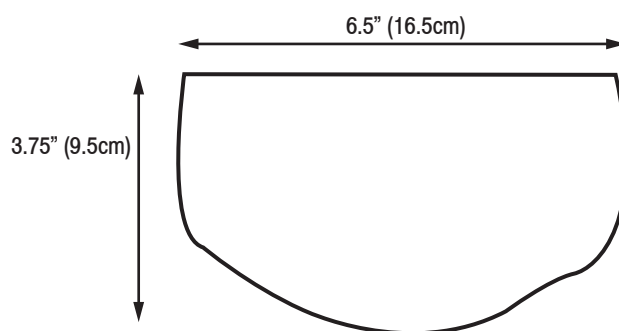
Wingits® WAVE™ Foot Rests are designed to be **installed into adequate structural blocking** or with **Wingits® MASTER Anchor™ Super Duty Fasteners (MAWSD35)**.

RECOMMENDED INTEGRATION

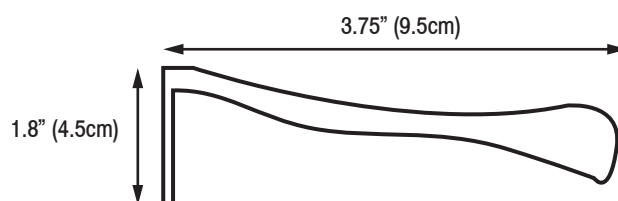
For hollow wall construction, it is recommended that **Wingits® MASTER Anchor™ Super Duty Fasteners for WAVE™** Foot Rests (MAWSD35) are used with this product.

WINGITS®

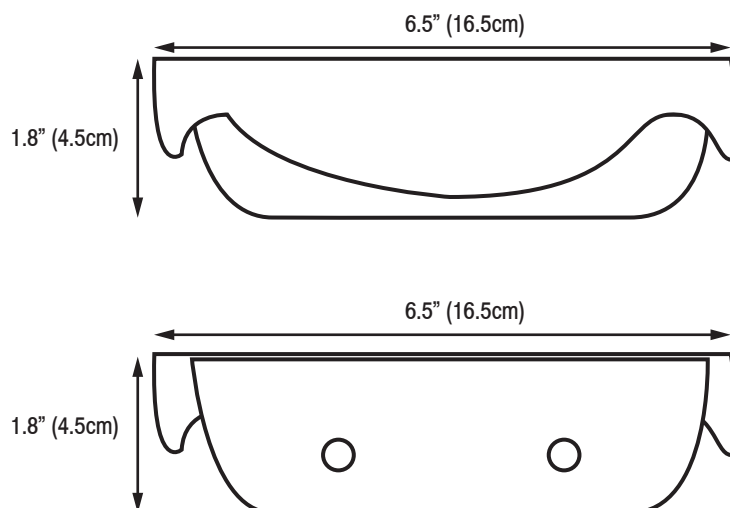
TOP



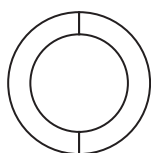
SIDE



FRONT



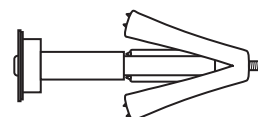
INCLUDED HARDWARE



3M® Waterproof ME Tape x 2



S/S Screw for Blocking x 2



WingIts® Master Anchor Super Duty for WAVE™
Bath Accessories (MAWSD35) x 2

WINGITS® MODERN Elegance™

Stainless Steel Glass Shelf

Model:
WMEGLSF

Part Numbers:

WMEGLSFPS18

18" Glass Shelf
Polished Finish

WMEGLSFSN18

18" Glass Shelf
Satin Finish

WMEGLSFPS18

24" Glass Shelf
Polished Finish

WMEGLSFSN18

24" Glass Shelf
Satin Finish



Contemporary design combines with **PATENTED** BridgeBind™ Technology resulting in a Towel Bar with:

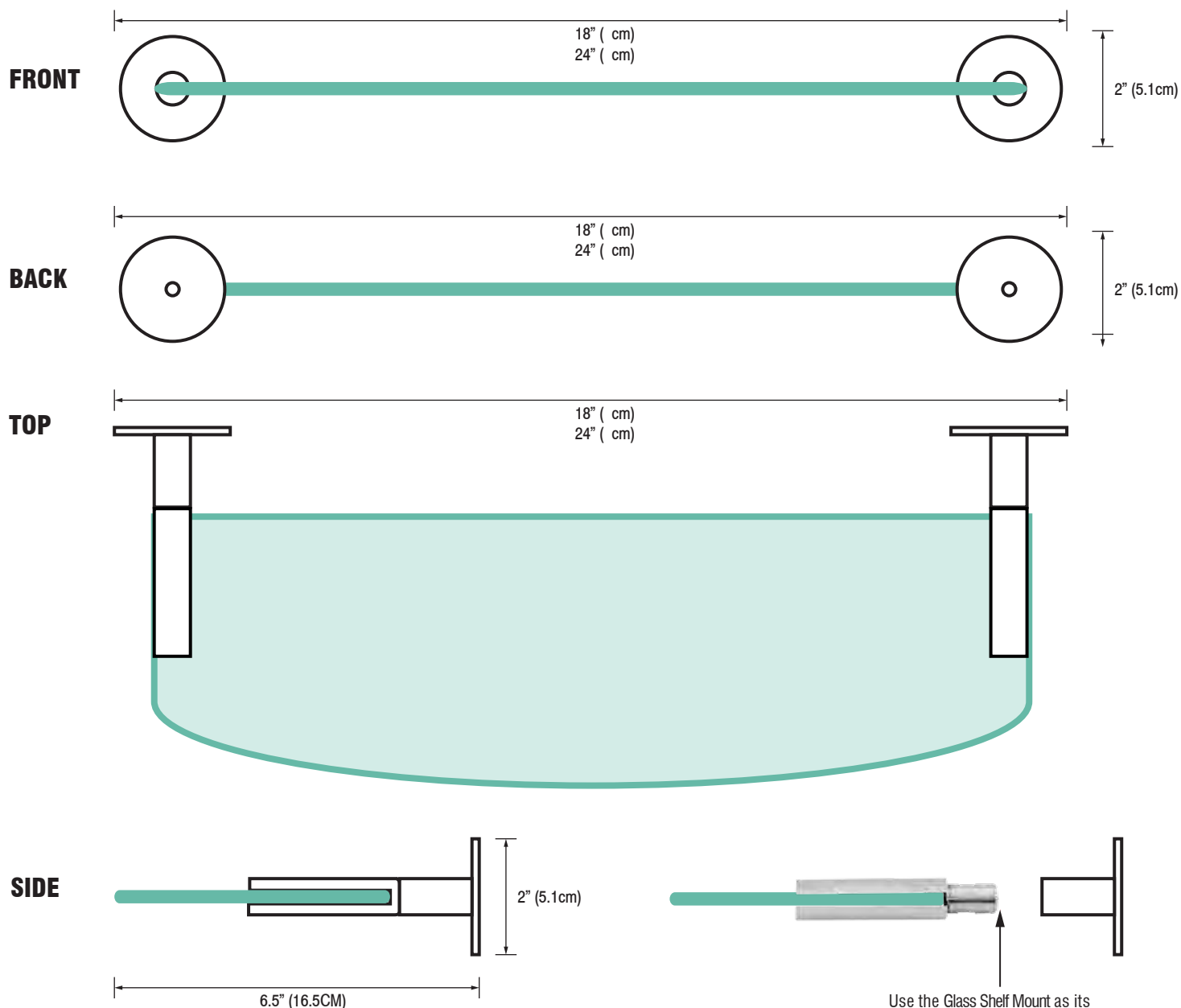
- Structural Stainless Steel
- Beauty-Functionality-Durability
- No lines for dirt to collect - maintenance free
- Unparalleled strength

BridgeBind™ Technology is the result of drilling a hole completely through stainless steel tubing, inserting a solid stainless steel pin, and HeliArc welding the pin to the far point of the tube; solidifying the pin and tube into one piece. Creating the ultimate structural bond.

MECHANICAL DATA
Height: 2" (5.1cm) Length: See product part number for length. Projection: 6.5" (16.5CM)
PRODUCT COMPOSITION
Entire product is Tempered Glass with 18/8 (304) stainless steel stand-offs.
MODALITY
Use: Wall Installation.
INSTALLATION
WingIts® MODERN Elegance™ Glass Shelves are designed to be installed into adequate structural blocking.
RECOMMENDED INTEGRATION
For the strongest possible installation, it is recommended that WingIts® Master Anchor for MODERN Elegance™ Bath Accessories (MAWME35) is used with this product.

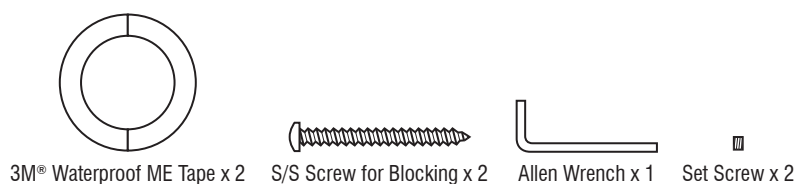
WMEGLSF(PS)(SN)(18)(24)_SpecSheet_20141017

WINGITS®

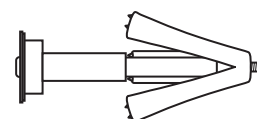


Use the Glass Shelf Mount as its own template. Put pin to wall to mark drilling location.

INCLUDED HARDWARE



OPTIONAL HARDWARE (Sold Separately)




WingIts® Master Anchor for MODERN Elegance™
Bath Accessories (MAWME35) x 2

WINGITS® MODERN Transitional™

[Return to Table of Contents](#)

Structural, sleek, beautiful, everlasting design



WINGITS® MODERN Transitional™

Square Flange Grab Bar with Round Tubing

Model: WGB5MT

Part Numbers:

WGB5MTPS6 6" Polished Finish	WGB5MTSN6 6" Satin Finish
WGB5MTPS8 8" Polished Finish	WGB5MTSN8 8" Satin Finish
WGB5MTPS12 12" Polished Finish	WGB5MTSN12 12" Satin Finish
WGB5MTPS16 16" Polished Finish	WGB5MTSN16 16" Satin Finish
WGB5MTPS18 18" Polished Finish	WGB5MTSN18 18" Satin Finish
WGB5MTPS24 24" Polished Finish	WGB5MTSN24 24" Satin Finish
WGB5MTPS30 30" Polished Finish	WGB5MTSN30 30" Satin Finish
WGB5MTPS32 32" Polished Finish	WGB5MTSN32 32" Satin Finish
WGB5MTPS36 36" Polished Finish	WGB5MTSN36 36" Satin Finish
WGB5MTPS42 42" Polished Finish	WGB5MTSN42 42" Satin Finish
WGB5MTPS48 48" Polished Finish	WGB5MTSN48 48" Satin Finish
WGB5MTPS54* 54" Polished Finish	WGB5MTSN54* 54" Satin Finish
WGB5MTPS60* 60" Polished Finish	WGB5MTSN60* 60" Satin Finish

*Grab Bars include center support.



Contemporary design combines with **PATENTED** BridgeBind™ Technology resulting in a Grab Bar with:

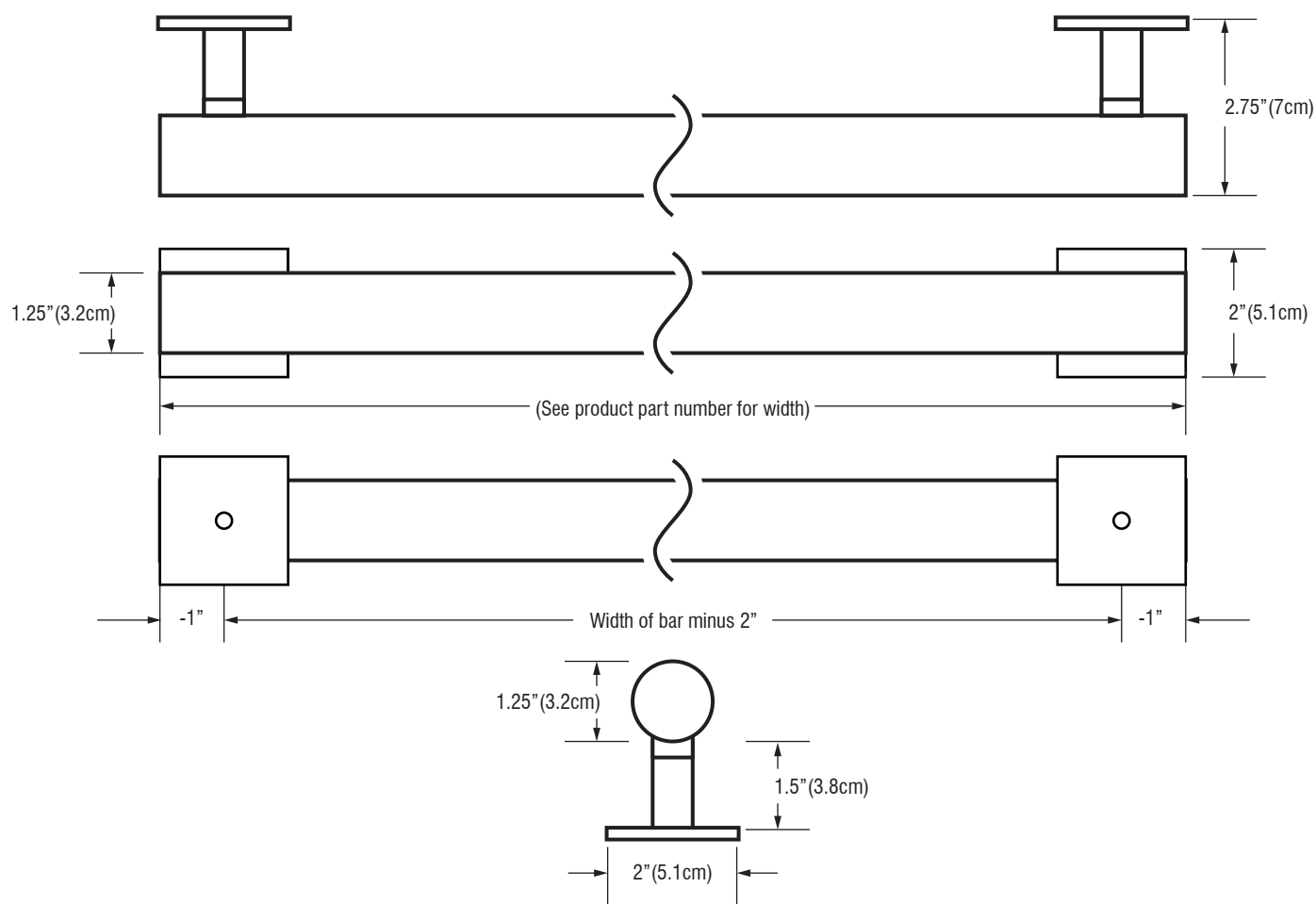
- Structural Stainless Steel
- Beauty-Functionality-Durability
- No lines for dirt to collect - maintenance free
- Unparalleled strength

BridgeBind™ Technology is the result of drilling a hole completely through stainless steel tubing, inserting a solid stainless steel pin, and HeliArc welding the pin to the far point of the tube; solidifying the pin and tube into one piece. Creating the ultimate structural bond.

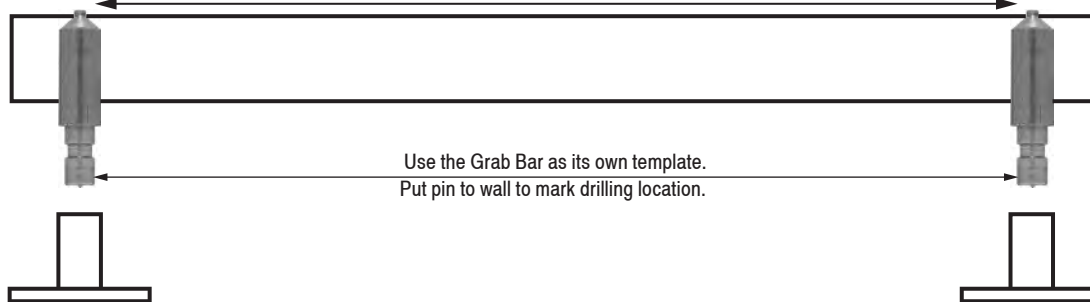
MECHANICAL DATA
Width: See product part number for width. Complete length of Grab Bar is usable surface.
Diameter: 1.25" (3.2cm)
PRODUCT COMPOSITION
Entire product is 18/8 (304) stainless steel. Solid caps and pins are HeliArc welded to 18 gauge tube.
MODALITY
Use: Wall Installation.
Load Capability: 800 lbs (362.9kg)
INSTALLATION
WingIts® MODERN Transitional™ Structural Stainless Steel Grab Bars are designed to hold live loads and must be installed into adequate structural blocking or with WingIts® Grab Bar Fasteners (GBWME40).
CERTIFICATIONS
WingIts® MODERN Transitional™ Structural Stainless Steel Grab Bars meet or exceed the applicable requirements of all building codes, ADA criteria, and 2010 ADAAG and 2009 ANSI standards.
RECOMMENDED INTEGRATION
For hollow wall construction, it is recommended that WingIts® Grab Bar Fasteners (GBWME40) are used with this product. See Fastener instructions for applications.

20140911_rev1

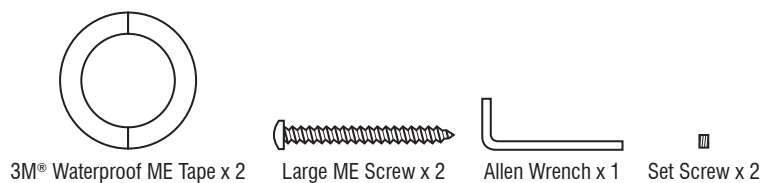
WINGITS®



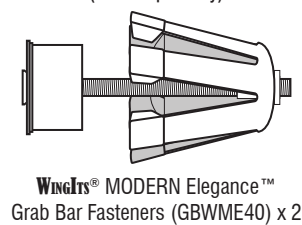
BridgeBind™ Technology: Solid stainless steel pin is HeliArc welded to stainless steel tube.



INCLUDED HARDWARE



OPTIONAL HARDWARE (Sold Separately)



WINGITS® MODERN Transitional™

Structural 18/8 Stainless Steel Towel Bar

Model:
WMTTB

Part Numbers:

WMTTBPS6 6" Polished Finish	WMTTBSN6 6" Satin Finish
WMTTBPS12 12" Polished Finish	WMTTBSN12 12" Satin Finish
WMTTBPS18 18" Polished Finish	WMTTBSN18 18" Satin Finish
WMTTBPS24 24" Polished Finish	WMTTBSN24 24" Satin Finish
WMTTBPS30 30" Polished Finish	WMTTBSN30 30" Satin Finish
WMTTBPS36 36" Polished Finish	WMTTBSN36 36" Satin Finish



Contemporary design combines with **PATENTED** BridgeBind™ Technology resulting in a Towel Bar with:

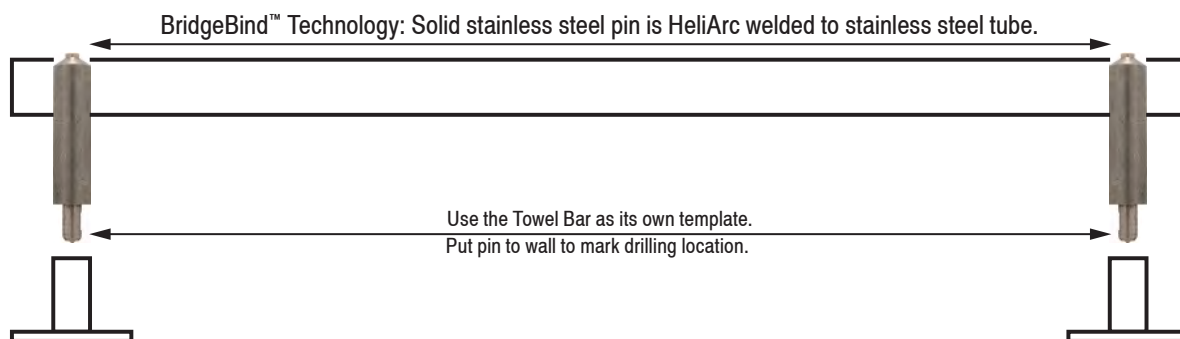
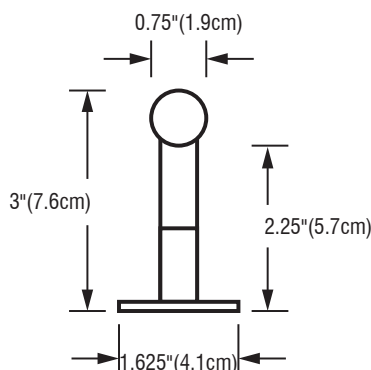
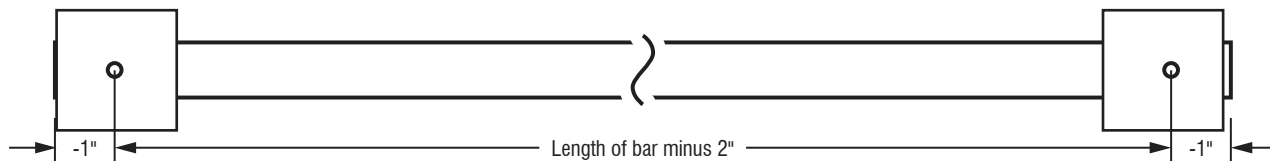
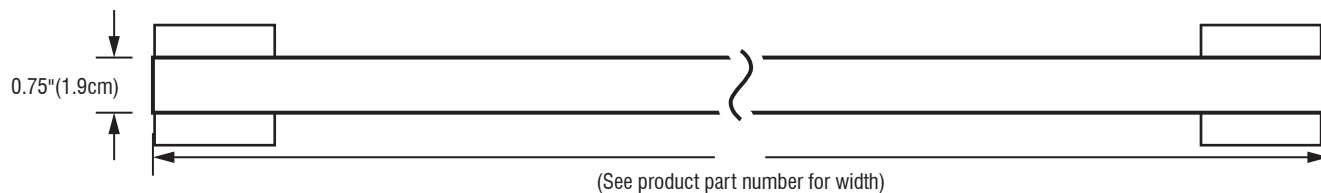
- Unparalleled strength
- Beauty
- Functionality
- Durability
- No lines for dirt to collect (maintenance free)

BridgeBind™ Technology is the result of drilling a hole completely through stainless steel tubing, inserting a solid stainless steel pin, and HeliArc welding the pin to the far point of the tube; solidifying the pin and tube into one piece. Creating the ultimate structural bond.

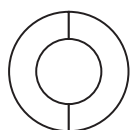
MECHANICAL DATA	
Width: See product part number for width. Complete length of Towel Bar is usable surface.	
Projection: 3" (7.6cm)	
PRODUCT COMPOSITION	
Entire product is 18/8 (304) stainless steel. Solid caps and pins are HeliArc welded to 18 gauge tube.	
MODALITY	
Use: Wall Installation.	Load Capability: 200 lbs. (90.7kg)
INSTALLATION	
WingIts® MODERN Transitional™ Structural Stainless Steel Towel Bars are designed to be installed into adequate structural blocking or with WingIts® Master Anchor Fasteners for MODERN Transitional™ Bath Accessories (MAWME35).	
RECOMMENDED INTEGRATION	
For hollow wall construction, it is recommended that WingIts® Master Anchor Fasteners for MODERN Transitional™ Bath Accessories (MAWME35) are used with this product. See Fastener instructions for applications.	

WMTTB(PS)(SN)_SpecSheet_20141015

WINGITS®



INCLUDED HARDWARE



3M® Waterproof ME Tape x 2



S/S Screw for Blocking x 2

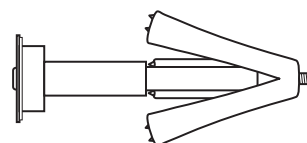


Allen Wrench x 1



Set Screw x 2

OPTIONAL HARDWARE (Sold Separately)



WingIts® Master Anchor for MODERN Transitional™
Bath Accessories (MAWME35) x 2

WINGITS® MODERN Transitional™

Stainless Steel Vertical Towel Rack

Model:
WMTTRV


Part Numbers:

WMTTRV1816PS **WMTTRV1816SN**

18" Wide 18" Wide
Polished Finish Satin Finish

WMTTRV2416PS **WMETRV2416SN**

24" Wide 24" Wide
Polished Finish Satin Finish



Contemporary design combines with **PATENTED BridgeBind™** Technology resulting in a Towel Rack with:

- Structural Stainless Steel
- Beauty-Functionality-Durability
- No lines for dirt to collect - maintenance free
- Unparalleled strength
- 4" projection will not be an encumbrance

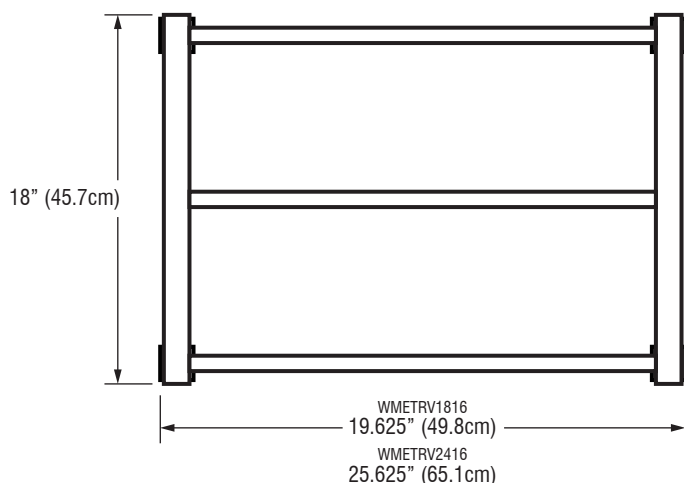
BridgeBind™ Technology is the result of drilling a hole completely through stainless steel tubing, inserting a solid stainless steel pin, and HeliArc welding the pin to the far point of the tube; solidifying the pin and tube into one piece. Creating the ultimate structural bond.

MECHANICAL DATA	
Height: 18" (45.7cm)	Diameter: 1.25" (3.2cm) vertical bars
Width: See product part number for width.	
Depth: 4" (10.2cm)	
PRODUCT COMPOSITION	
Entire product is 18/8 (304) stainless steel. Solid caps and pins are HeliArc welded to 18 gauge tube.	
MODALITY	
Use: Wall installation of Towel Rack to not exceed 4" projection (not an encumbrance).	
INSTALLATION	
WingIts® MODERN Transitional™ Stainless Steel Vertical Towel Racks are designed to be installed into adequate structural blocking or with the included WingIts® MASTER Anchor™ Fasteners for MODERN Transitional™ Bath Accessories (MAWME35).	
OPTIONS	
When obstruction is not an issue, WingIts® also offers a MODERN Transitional™ Stainless Steel Angled Vertical Towel Rack option (WMTTRAV).	
RECOMMENDED INTEGRATION	
For hollow wall construction, it is recommended that the included WingIts® MASTER Anchor™ Fasteners for MODERN Transitional™ Bath Accessories (MAWME35) are used with this product. See Fastener instructions for applications.	

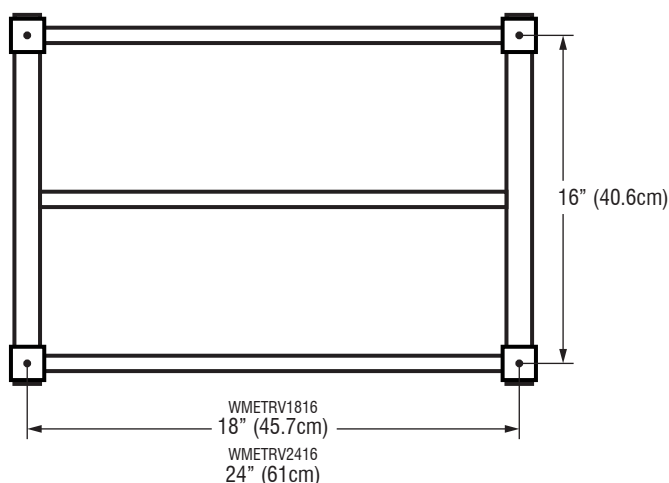
WMTTRV(18)(24)16(PS)(SN)_SpecSheet_20141105

WINGITS®

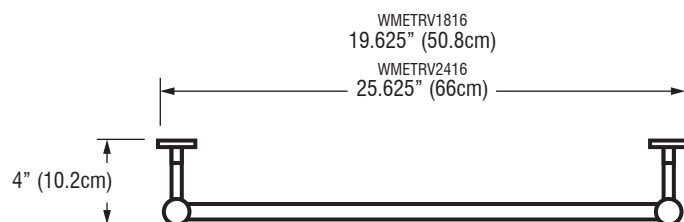
FRONT



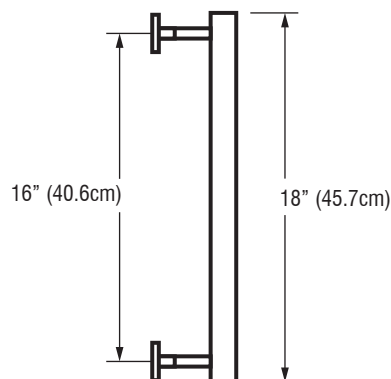
BACK



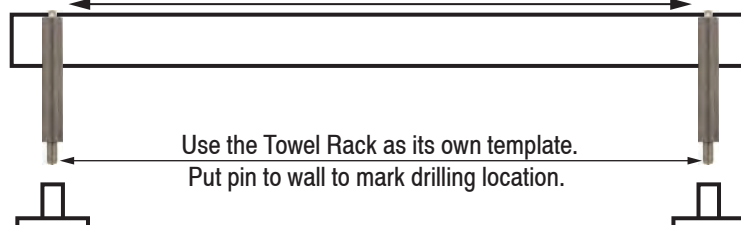
TOP



SIDE

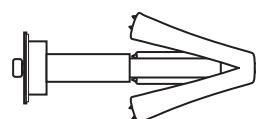


BridgeBind™ Technology: Solid stainless steel pin is HeliArc welded to stainless steel tube.



INCLUDED HARDWARE

Comes with 4 FREE **WingIts®** Fasteners.
The World's Strongest Fasteners™
for Hollow Wall Construction



WINGITS® MODERN Transitional™

Stainless Steel Angled Vertical Towel Rack

Model:

WMTTRAV


Part Numbers:

WMTTRAV1816PS **WMTTRAV1816SN**

18" Wide 18" Wide
Polished Finish Satin Finish

WMTTRAV2416PS **WMTTRAV2416SN**

24" Wide 24" Wide
Polished Finish Satin Finish



Contemporary design combines with **PATENTED** BridgeBind™ Technology resulting in a Towel Rack with:

- Structural Stainless Steel
- Beauty-Functionality-Durability
- No lines for dirt to collect - maintenance free
- Unparalleled strength
- 6" projection will not be an encumbrance

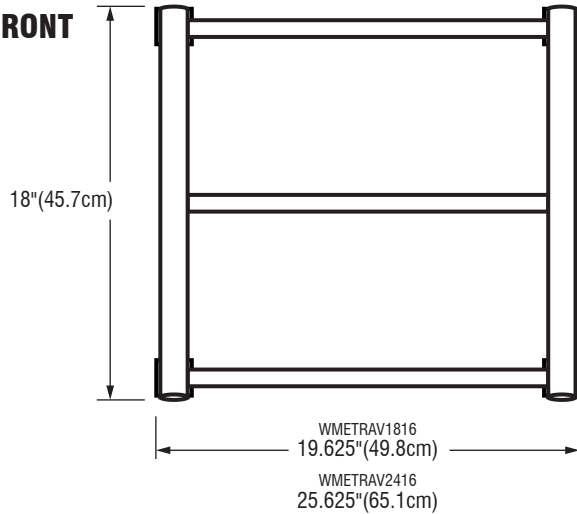
BridgeBind™ Technology is the result of drilling a hole completely through stainless steel tubing, inserting a solid stainless steel pin, and HeliArc welding the pin to the far point of the tube; solidifying the pin and tube into one piece. Creating the ultimate structural bond.

MECHANICAL DATA	
Height: 18" (45.7cm)	Diameter: 1.25" (3.2cm) vertical bars
Length: See product part number for length.	
Projection: 6" (15.2cm)	
PRODUCT COMPOSITION	
Entire product is 18/8 (304) stainless steel. Solid caps and pins are HeliArc welded to 18 gauge tube.	
MODALITY	
Use: Wall installation of Angled Towel Rack to not exceed 6" projection (not an encumbrance).	
INSTALLATION	
WingIts® MODERN Transitional™ Stainless Steel Angled Vertical Towel Racks are designed to be installed into adequate structural blocking or with the included WingIts® MASTER Anchor™ Fasteners for MODERN Transitional™ Bath Accessories (MAWME35).	
OPTIONS	
For a towel rack that does not impede (4" projection), WingIts® also offers a MODERN Transitional™ Stainless Steel Vertical Towel Rack option (WMTTRV).	
RECOMMENDED INTEGRATION	
For hollow wall construction, it is recommended that the included WingIts® MASTER Anchor™ Fasteners for MODERN Transitional™ Bath Accessories (MAWME35) are used with this product. See Fastener instructions for applications.	

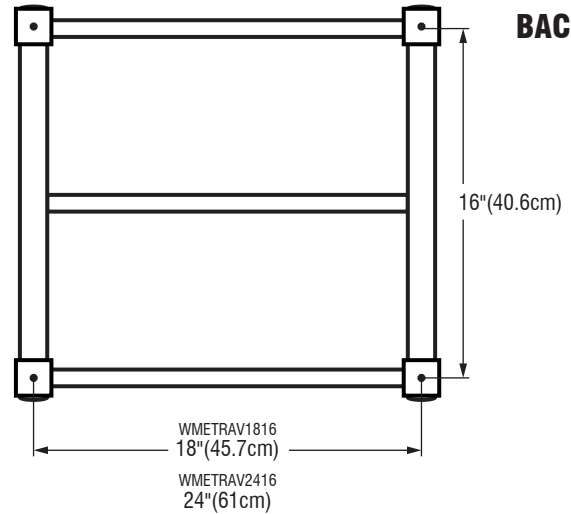
WMTTRAV(18)(24)16(PS)(SN)_SpecSheet_20141105

WINGITS®

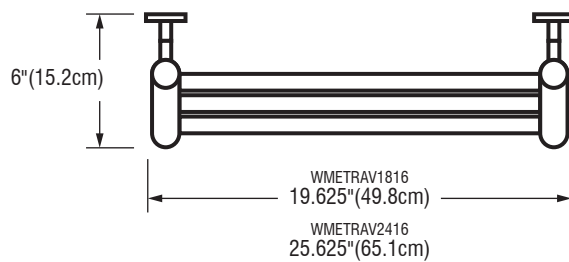
FRONT



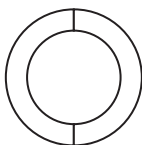
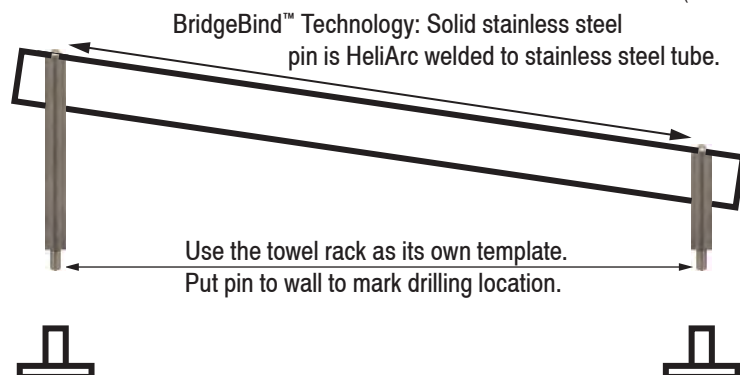
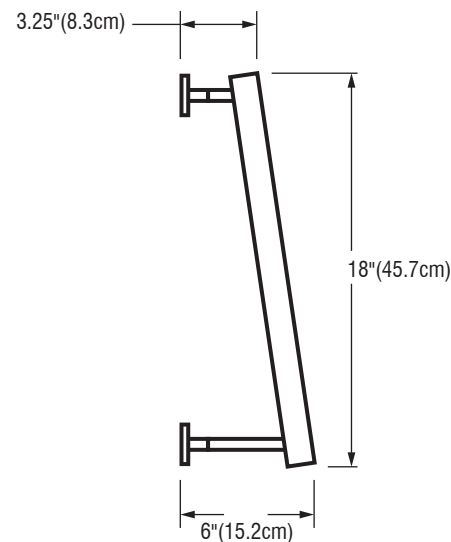
BACK



TOP



SIDE



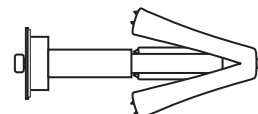
3M® Waterproof ME Tape x 4



Allen Wrench x 1



Set Screw x 4



WingIts® MASTER Anchor™ for MODERN Transitional™
Bath Accessories (MAWME35) x 4

WMTTRAV(18)(24)16(PS)(SN) SpecSheet 20141105

WINGITS® MODERN Transitional™

Stainless Steel Single Robe Hook

Model:
WMTSRH

Part Numbers:

WMTSRHPS
Polished Finish

WMTSRHSN
Satin Finish



Contemporary design combines with **PATENTED** BridgeBind™ Technology resulting in a Robe Hook Holder with:

- Unparalleled strength
- Beauty-Functionality-Durability
- No lines for dirt to collect
(maintenance free)

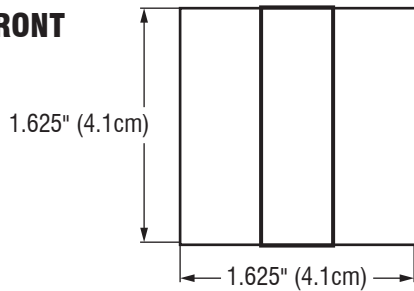
BridgeBind™ Technology is the result of drilling a hole completely through stainless steel tubing, inserting a solid stainless steel pin, and HeliArc Welding the pin to the far point of the tube; solidifying the pin and tube into one piece. Creating the ultimate structural bond.

MECHANICAL DATA
Height: 1.625" (4.1cm) Length: 1.625" (4.1cm) Projection: 2.25" (5.7cm)
PRODUCT COMPOSITION
Entire product is solid 18/8 (304) HeliArc welded stainless steel.
MODALITY
Use: Can be used in any position.
INSTALLATION
WingIts® MODERN Transitional™ Robe Hooks are designed to be installed into adequate structural blocking or with WingIts® MASTER Anchor™ Fastener for MODERN Transitional™ Bath Accessories (MAWME35).
RECOMMENDED INTEGRATION
It is recommended that WingIts® MASTER Anchor™ for MODERN Transitional™ Bath Accessories (MAWME35) is used with this product.

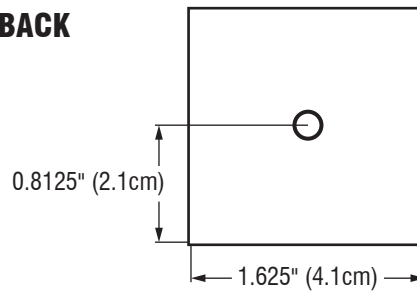
WMTSRH(PS)(SN)_SpecSheet_20141104

WINGITS®

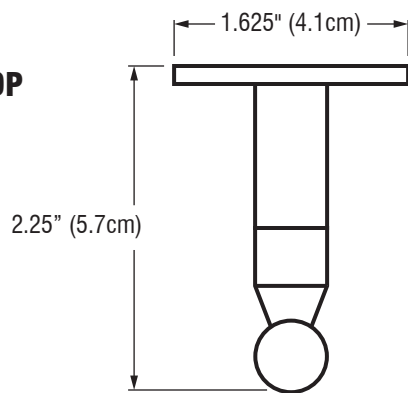
FRONT



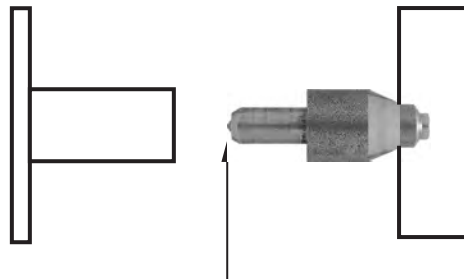
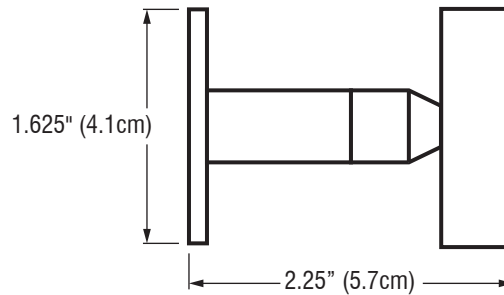
BACK



TOP



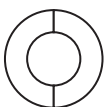
SIDE



BridgeBind™ Technology:
Solid stainless steel pin is HeliArc
welded thru solid stainless steel rod.

Use the Robe Hook as its own template.
Put pin to wall to mark drilling location.

INCLUDED HARDWARE



3M® Waterproof ME Tape x 1



Allen Wrench x 1



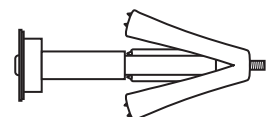
S/S Screw for Blocking x 1



Set Screw x 1

OPTIONAL HARDWARE

(Sold Separately)



WingIts® MASTER Anchor™ for MODERN Transitional™
Bath Accessories (MAWME35) x 1

WINGITS® MODERN Transitional™

Stainless Steel Single Button Robe Hook

Model:

WMTSBRH

Part Numbers:

WMTSBRHPS

Polished Finish

WMTSBRHSN

Satin Finish



Contemporary design combines with **PATENTED** BridgeBind™ Technology resulting in a Robe Hook Holder with:

- Unparalleled strength
- Beauty-Functionality-Durability
- No lines for dirt to collect
(maintenance free)

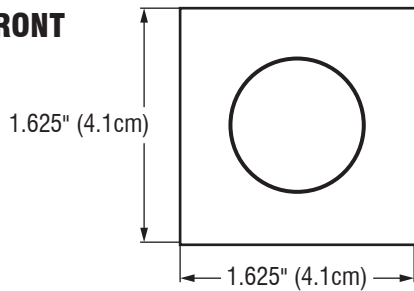
BridgeBind™ Technology is the result of drilling a hole completely through stainless steel tubing, inserting a solid stainless steel pin, and HeliArc Welding the pin to the far point of the tube; solidifying the pin and tube into one piece. Creating the ultimate structural bond.

MECHANICAL DATA
Height: 1.625" (4.1cm) Length: 1.625" (4.1cm) Projection: 2" (5.08cm)
PRODUCT COMPOSITION
Entire product is solid 18/8 (304) HeliArc welded stainless steel.
MODALITY
Use: Can be used in any position.
INSTALLATION
WingIts® MODERN Transitional™ Robe Hooks are designed to be installed into adequate structural blocking or with WingIts® MASTER Anchor™ Fastener for MODERN Transitional™ Bath Accessories (MAWME35).
RECOMMENDED INTEGRATION
It is recommended that WingIts® MASTER Anchor™ for MODERN Transitional™ Bath Accessories (MAWME35) is used with this product.

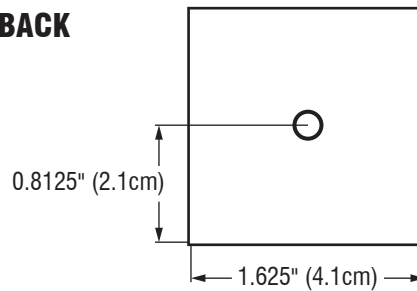
WMTSBRH SpecSheet_20141104

WINGITS®

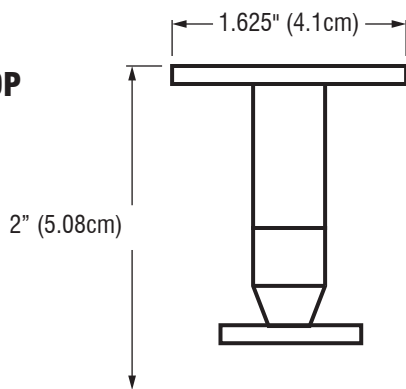
FRONT



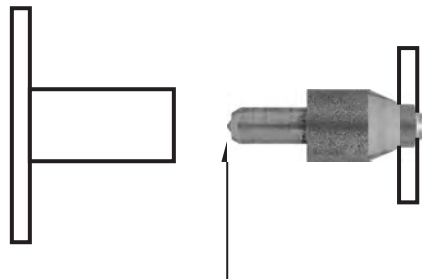
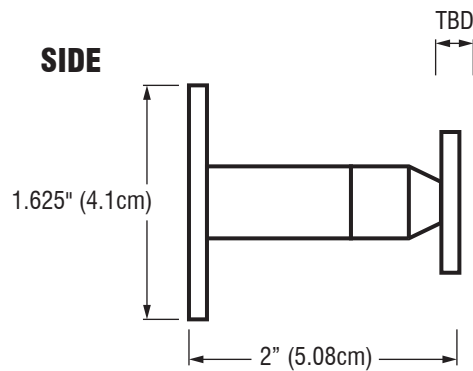
BACK



TOP



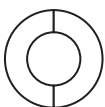
SIDE



Use the Robe Hook as its own template.
Put pin to wall to mark drilling location.

BridgeBind™ Technology:
Solid stainless steel pin is HeliArc
welded thru solid stainless steel rod.

INCLUDED HARDWARE



3M® Waterproof ME Tape x 1



Allen Wrench x 1



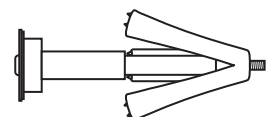
S/S Screw for Blocking x 1



Set Screw x 1

OPTIONAL HARDWARE

(Sold Separately)



WingIts® MASTER Anchor™ for MODERN Transitional™
Bath Accessories (MAWME35) x 1

WINGITS® MODERN Transitional™

Stainless Steel Double Robe Hook

Model:
WMTDRH

Part Numbers:

WMTDRHPS

Polished Finish

WMTDRHSN

Satin Finish



Contemporary design combines with **PATENTED** BridgeBind™ Technology resulting in a Double Robe Hook with:

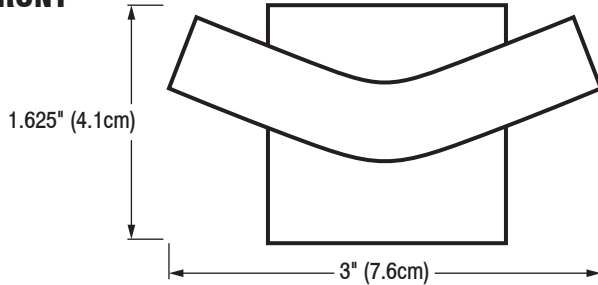
- Structural Stainless Steel
- Beauty-Functionality-Durability
- No lines for dirt to collect - maintenance free
- Unparalleled strength

BridgeBind™ Technology is the result of drilling a hole completely through stainless steel tubing, inserting a solid stainless steel pin, and HeliArc Welding the pin to the far point of the tube; solidifying the pin and tube into one piece. Creating the ultimate structural bond.

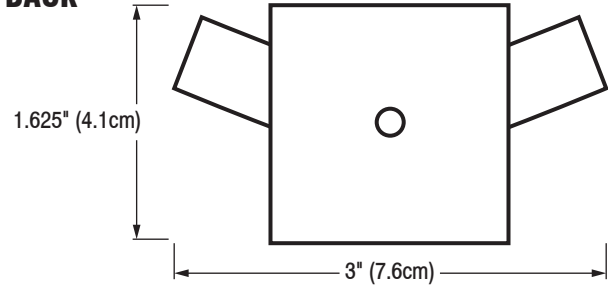
MECHANICAL DATA
Height: 1.625" (4.1cm) Length: 3" (7.6cm) Projection: 2.125" (5.4cm)
PRODUCT COMPOSITION
Entire product is 18/8 (304) stainless steel. Solid caps and pins are HeliArc welded to 18 gauge tube.
MODALITY
Use: Wall Installation.
INSTALLATION
WingIts® MODERN Transitional™ Double Robe Hooks are designed to be installed into adequate structural blocking or with WingIts® MASTER Anchor™ Fasteners for MODERN Transitional™ Bath Accessories (MAWME35).
RECOMMENDED INTEGRATION
It is recommended that WingIts® MASTER Anchor™ for MODERN Transitional™ Bath Accessories (MAWME35) is used with this product.

WINGITS®

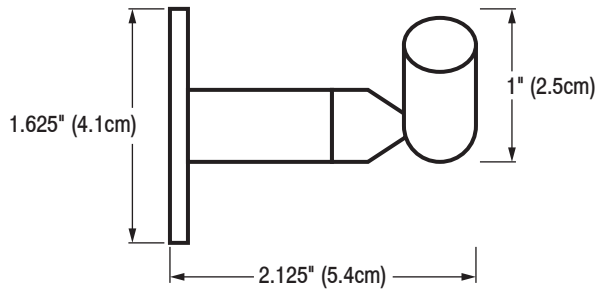
FRONT



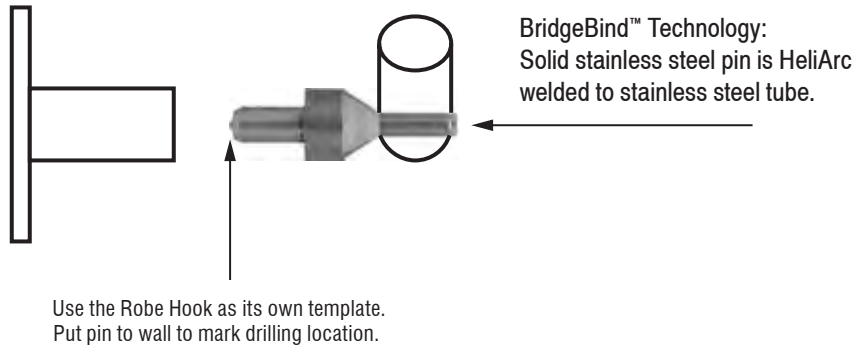
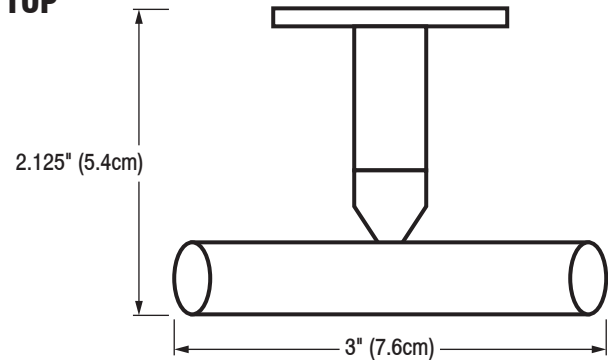
BACK



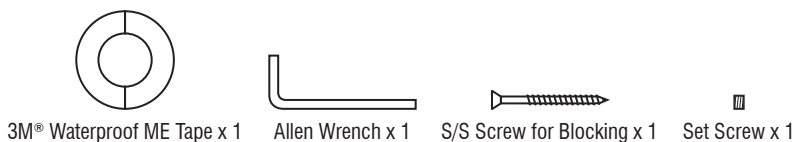
SIDE



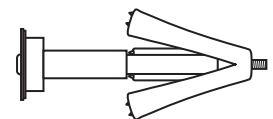
TOP



INCLUDED HARDWARE



OPTIONAL HARDWARE (Sold Separately)



WingItz® MASTER Anchor™ for MODERN Transitional™
Bath Accessories (MAW35) x 1

WINGITS® MODERN Transitional™

Single Toilet Paper Holder

Model:
WMTTPH

Part Numbers:

WMTTPHPS
Polished Finish

WMTTPHSN
Satin Finish



Contemporary design combines with **PATENTED** BridgeBind™ Technology resulting in a Toilet Paper Holder with:

- Solid Stainless Steel Ring
- Beauty-Functionality-Durability
- No lines for dirt to collect - maintenance free
- Unparalleled strength

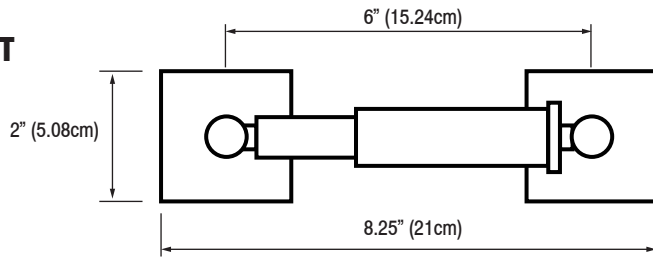
BridgeBind™ Technology is the result of drilling a hole completely through stainless steel tubing, inserting a solid stainless steel pin, and HeliArc welding the pin to the far point of the tube; solidifying the pin and tube into one piece. Creating the ultimate structural bond.

MECHANICAL DATA
Height: 2" (5.08cm) Length: 8.25" (21cm) Projection: 3.625" (9.2cm)
PRODUCT COMPOSITION
Product consists of 18/8 (304) Stainless Steel stand-offs with polished plastic spring loaded retractable tubing.
MODALITY
Use: Wall Installation.
INSTALLATION
WingIts® MODERN Transitional™ Toilet Paper Holders are designed to be installed into adequate structural blocking or with WingIts® MASTER Anchor™ Fasteners for MODERN Transitional™ Bath Accessories (MAW35).
RECOMMENDED INTEGRATION
For the strongest possible installation, it is recommended that WingIts® MASTER Anchor™ for MODERN Transitional™ Bath Accessories (MAW35) is used with this product.

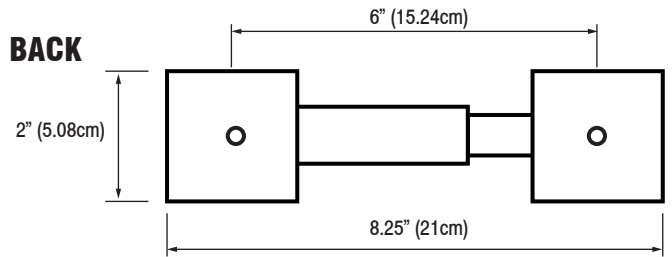
WMTTPH(PS)(SN)_SpecSheet_20141104

WINGITS®

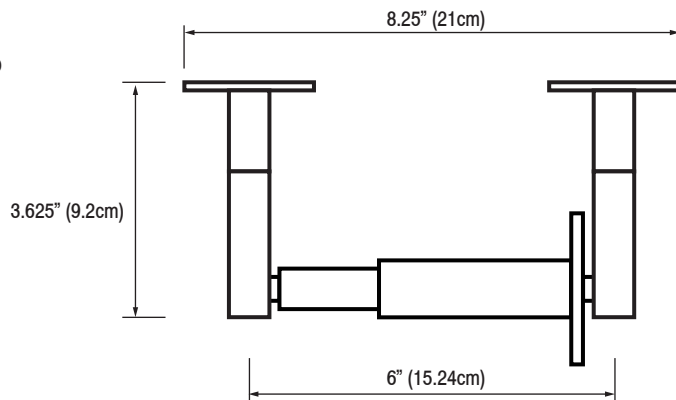
FRONT




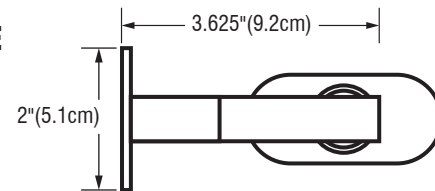
BACK



TOP

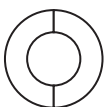


SIDE



Use the Toilet Paper Holder as its own template.
Put pin to wall to mark drilling location.

INCLUDED HARDWARE



3M® Waterproof ME Tape x 2



Allen Wrench x 1



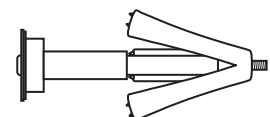
S/S Screw for Blocking x 2



Set Screw x 2

OPTIONAL HARDWARE

(Sold Separately)



WingIts® MASTER Anchor™ for MODERN Transitional™
Bath Accessories (MAW35) x 2

WINGITS® MODERN Transitional™

Vertical Toilet Paper Holder

Model:

WMTVTPH

Part Numbers:

WMTVTPHPS

Polished Finish

WMTVTPHSN

Satin Finish



Contemporary design combines with **PATENTED** BridgeBind™ Technology resulting in a Vertical Toilet Paper Holder with:

- Structural Stainless Steel
- Beauty-Functionality-Durability
- No lines for dirt to collect - maintenance free
- Unparalleled strength

BridgeBind™ Technology is the result of drilling a hole completely through stainless steel tubing, inserting a solid stainless steel pin, and HeliArc Welding the pin to the far point of the tube; solidifying the pin and tube into one piece. Creating the ultimate structural bond.

MECHANICAL DATA

Height: 6" (15.2cm)

Length: 1.625" (4.1cm)

Projection: 3" (7.6cm)

PRODUCT COMPOSITION

Entire product is 18/8 (304) stainless steel. Solid caps and pin are HeliArc welded to 18 gauge tube.

MODALITY

Use: Should be used in a vertical position.

INSTALLATION

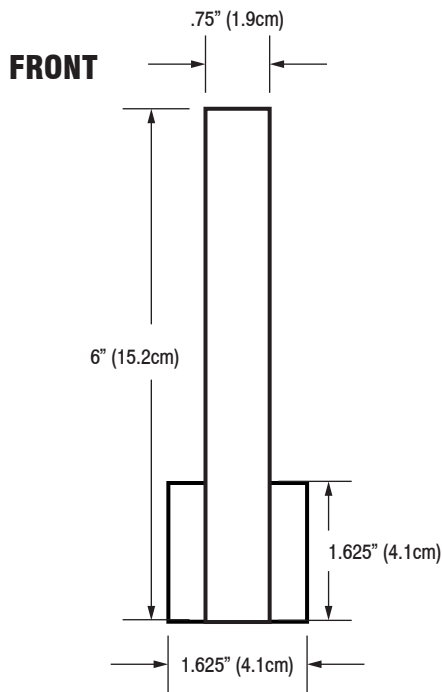
WingIts® MODERN Transitional™ Vertical Toilet Paper Holders are designed to be **installed into adequate structural blocking** or with **WingIts®** MASTER Anchor™ Fasteners for MODERN Transitional™ Bath Accessories (MAW35).

RECOMMENDED INTEGRATION

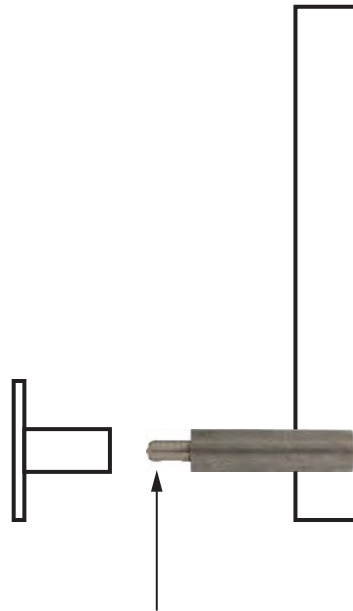
It is recommended that **WingIts®** MASTER Anchor™ MODERN Transitional™ Bath Accessories (MAWME35) is used with this product.

WMTVTPH(PS)(SN)_SpecSheet_20141107

WINGITS®

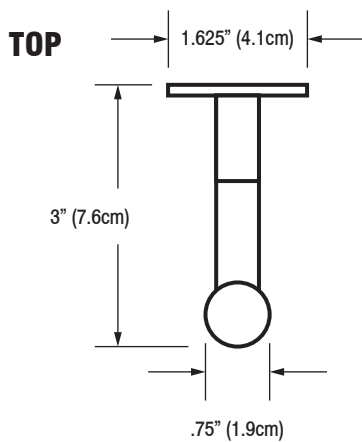


SIDE

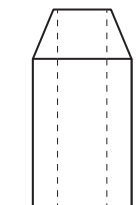


BridgeBind™ Technology:
Solid stainless steel pin is HeliArc
welded to stainless steel tube.

Use the Toilet Paper Holder as its own template.
Put pin to wall to mark drilling location.



INCLUDED HARDWARE



Wooden Spindle x 1



3M® Waterproof ME Tape x 1



Allen Wrench x 1

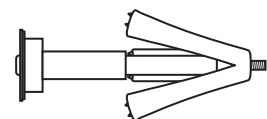


S/S Screw for Blocking x 1



Set Screw x 1

OPTIONAL HARDWARE (Sold Separately)



WingIts® MASTER Anchor™ for MODERN Transitional™
Bath Accessories (MAWME35) x 1

WINGITS® MODERN Transitional™

Double Horizontal Toilet Paper Holder

Model:

WMTDHTPH

Part Numbers:

WMTDHTPHPS

Polished Finish

WMTDHTPHSN

Satin Finish



Contemporary design combines with **PATENTED** BridgeBind™ Technology resulting in a Double Horizontal Toilet Paper Holder with:

- Structural Stainless Steel
- Beauty-Functionality-Durability
- No lines for dirt to collect - maintenance free
- Unparalleled strength

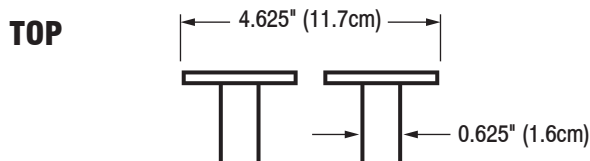
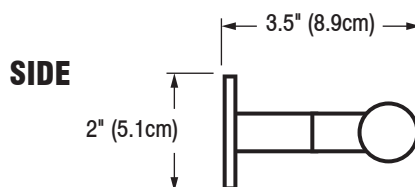
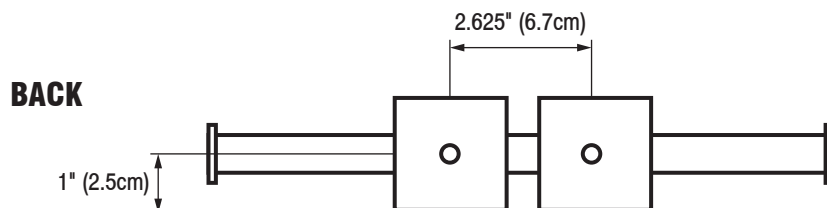
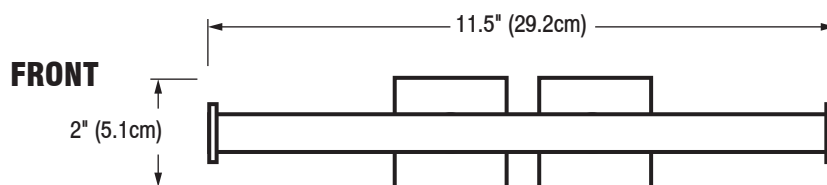
BridgeBind™ Technology is the result of drilling a hole completely through stainless steel tubing, inserting a solid stainless steel pin, and HeliArc welding the pin to the far point of the tube; solidifying the pin and tube into one piece. Creating the ultimate structural bond.

18/8 (304) HeliArc welded stainless steel.

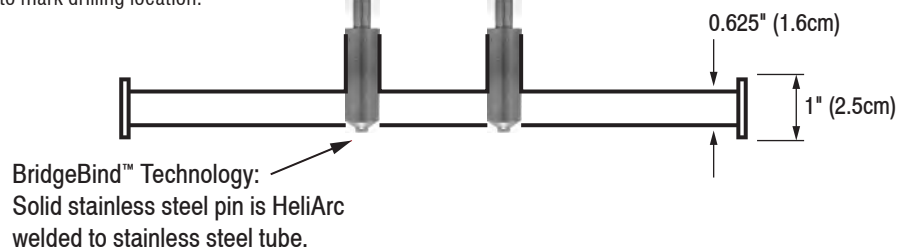
MECHANICAL DATA
Height: 2" (5.1cm) Length: 11.5" (29.2cm) Projection: 3.5" (8.9cm)
PRODUCT COMPOSITION
Entire product is 18/8 (304) stainless steel. Solid caps and pins are HeliArc welded to 18 gauge tube.
MODALITY
Use: Wall Installation.
INSTALLATION
WINGITS® MODERN Transitional™ Double Horizontal Toilet Paper Holders are designed to be installed into adequate structural blocking or with WINGITS® MASTER Anchor™ Fasteners for MODERN Transitional™ Bath Accessories (MAWME35).
RECOMMENDED INTEGRATION
For hollow wall construction, it is recommended that WINGITS® MASTER Anchor™ Fasteners for MODERN Transitional™ Bath Accessories (MAWME35) are used with this product.

WMTDHTPH(PS)(SN)_SpecSheet_20141031

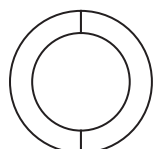
WINGITS®



Use the Foot Rest as its own template.
Put pin to wall to mark drilling location.



INCLUDED HARDWARE



3M® Waterproof ME Tape x 2



S/S Screw for Blocking x 2

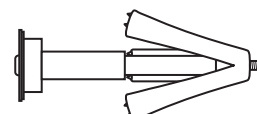


Allen Wrench x 1



Set Screw x 2

OPTIONAL HARDWARE (Sold Separately)



WingItz® MASTER Anchor™ for MODERN Transitional™
Bath Accessories (MAWME35) x 2

WINGITS® MODERN Transitional™

Stainless Steel Euro Toilet Paper Holder

Model:
WMTEUTPH

Part Numbers:

WMTEUTPHS

Polished Finish

WMTEUTPHSN

Satin Finish



Contemporary design combines with **PATENTED** BridgeBind™ Technology resulting in a Euro Toilet Paper Holder with:

- Solid Stainless Steel Ring
- Beauty-Functionality-Durability
- No lines for dirt to collect - maintenance free
- Unparalleled strength

BridgeBind™ Technology is the result of drilling a hole completely through stainless steel tubing, inserting a solid stainless steel pin, and HeliArc welding the pin to the far point of the tube; solidifying the pin and tube into one piece. Creating the ultimate structural bond.

MECHANICAL DATA

Height: 4.5" (11.43cm)

Length: 5.75" (14.6 cm)

Projection: 3.8125" (9.7cm)

PRODUCT COMPOSITION

Entire product is 18/8 (304) stainless steel. Stainless steel wire with solid stainless steel stand-offs.

MODALITY

Use: Wall Installation.

INSTALLATION

WingIts® MODERN Transitional™ Stainless Steel Euro Toilet Paper Holders are designed to be **installed into adequate structural blocking** or with **WingIts®** MASTER Anchor™ Fasteners for MODERN Transitional™ Bath Accessories (MAWME35).

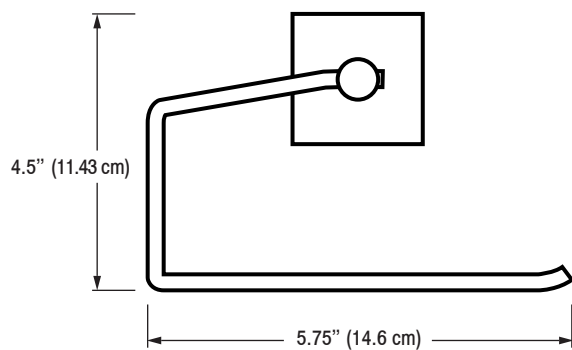
RECOMMENDED INTEGRATION

For the strongest possible installation, it is recommended that **WingIts®** MASTER Anchor™ for MODERN Transitional™ Bath Accessories (MAWME35) is used with this product.

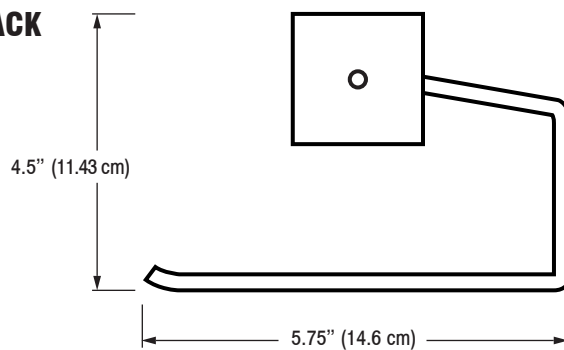
WMTEUTPH(PS)(SN)20141104

WINGITS®

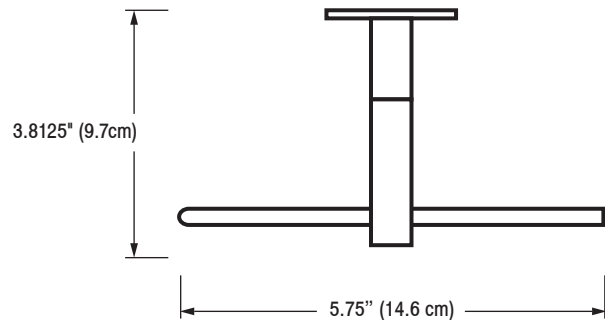
FRONT



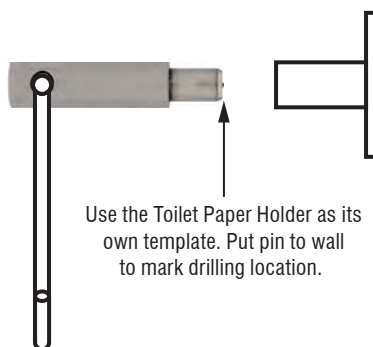
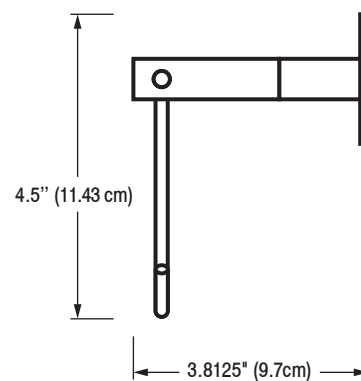
BACK



TOP

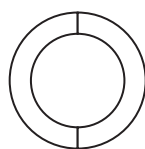


SIDE



Use the Toilet Paper Holder as its own template. Put pin to wall to mark drilling location.

INCLUDED HARDWARE



3M® Waterproof ME Tape x 1



S/S Screw for Blocking x 1



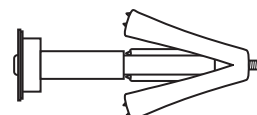
Allen Wrench x 1



Set Screw x 1

OPTIONAL HARDWARE

(Sold Separately)



Wingits® MASTER Anchor™ for MODERN Transitional™ Bath Accessories (MAWME35) x 1

WINGITS®

Model:
WMTEUTPHWH

Part Numbers:
WMTEUTPHWHPS Polished Finish
WMTEUTPHWHSN Satin Finish

MODERN Transitional™

Stainless Steel Euro Toilet Paper Holder with Hood



Contemporary design combines with **PATENTED** BridgeBind™ Technology resulting in bathroom accessories with:

- Unparalleled strength
- Beauty
- Functionality
- Durability
- Solid Stainless Steel Ring
- No lines for dirt to collect (maintenance free)

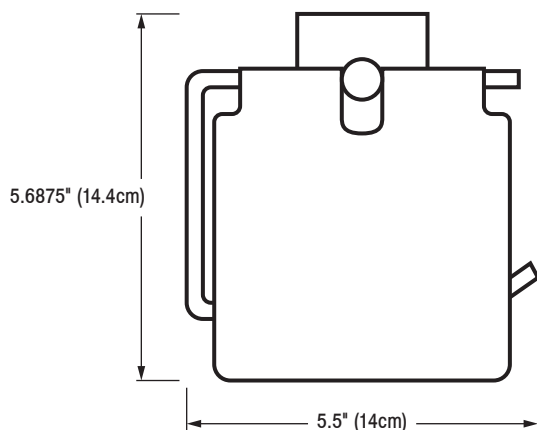
Sculpted from 18/8 Stainless Steel

MECHANICAL DATA
Height: 5.6875" (14.4cm) Length: 5.5" (14cm) Projection: 3.8125" (9.7cm)
PRODUCT COMPOSITION
Entire product is 18/8 (304) stainless steel. Stainless steel wire with solid stainless steel stand-offs.
MODALITY
Use: Wall Installation.
INSTALLATION
WingIts® MODERN Transitional™ Stainless Steel Euro Toilet Paper Holders are designed to be installed into adequate structural blocking or with WingIts® MASTER Anchor™ Fasteners for MODERN Transitional™ Bath Accessories (MAWME35).
RECOMMENDED INTEGRATION
For the strongest possible installation, it is recommended that WingIts® MASTER Anchor™ for MODERN Transitional™ Bath Accessories (MAWME35) is used with this product.

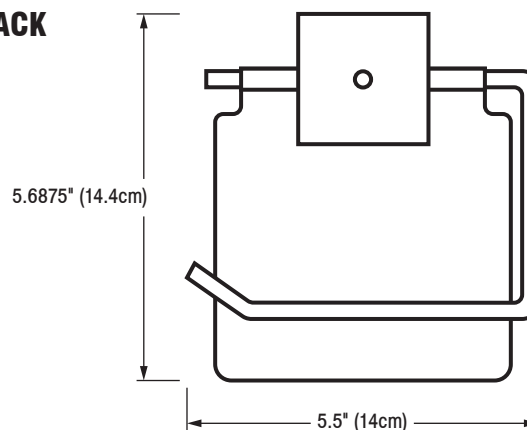
WMTEUTPH(PS)(SN)WH_SpecSheet_20141104

WINGITS®

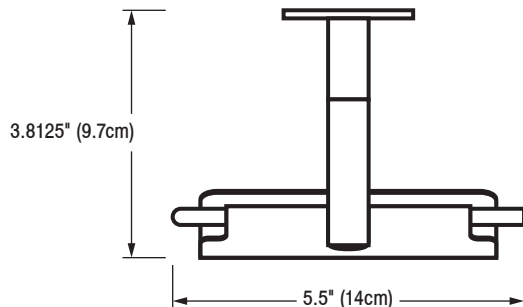
FRONT



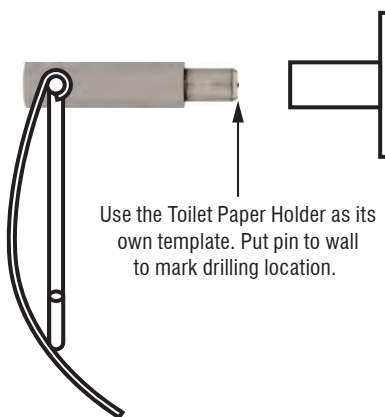
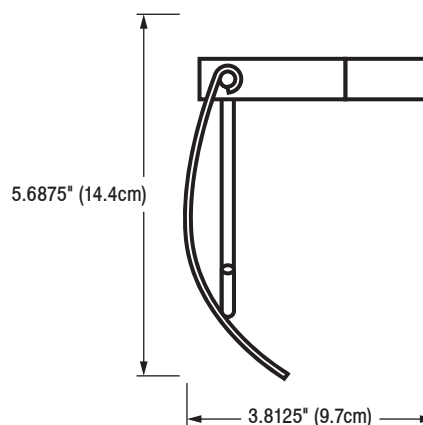
BACK



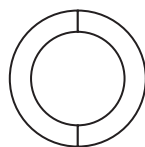
TOP



SIDE



INCLUDED HARDWARE



3M® Waterproof ME Tape x 1



S/S Screw for Blocking x 1



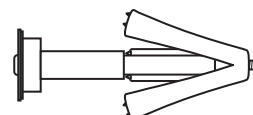
Allen Wrench x 1



Set Screw x 1

OPTIONAL HARDWARE

(Sold Separately)



WingIts® MASTER Anchor™ for MODERN Transitional™
Bath Accessories (MAWME35) x 1

WINGITS® INFINITE Transitional™

Square Flange Towel Ring with Round Tubing

Model:
WITTRING

Part Numbers:

WITTRINGPS

Polished Finish

WITTRINGSN

Satin Finish

Contemporary design combines with **PATENTED** BridgeBind™ Technology resulting in bathroom accessories with:

- Unparalleled strength
- Beauty
- Functionality
- Durability
- Solid Stainless Steel Ring
- No lines for dirt to collect (maintenance free)



MECHANICAL DATA

Height: 7" (17.8cm)

Diameter: 6" Ring (15.2cm)

Length: 6" (15.2cm)

Projection: 3.625" (9.2cm)

PRODUCT COMPOSITION

Entire product is 18/8 (304) stainless steel. Stainless steel ring with solid stainless steel stand-offs.

MODALITY

Use: Wall Installation.

INSTALLATION

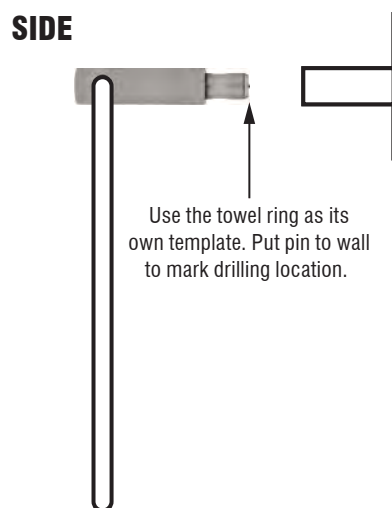
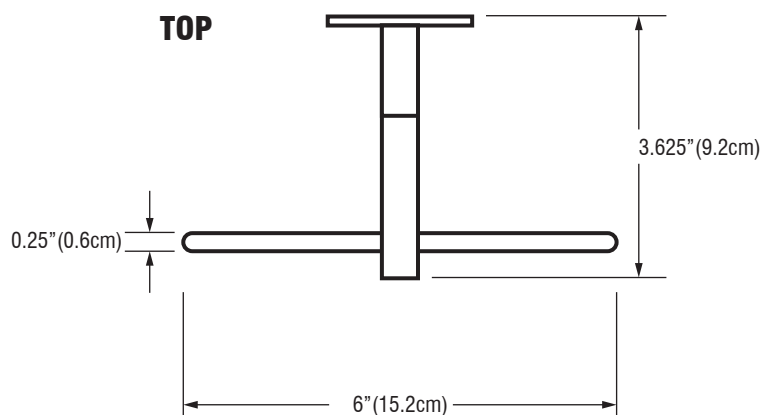
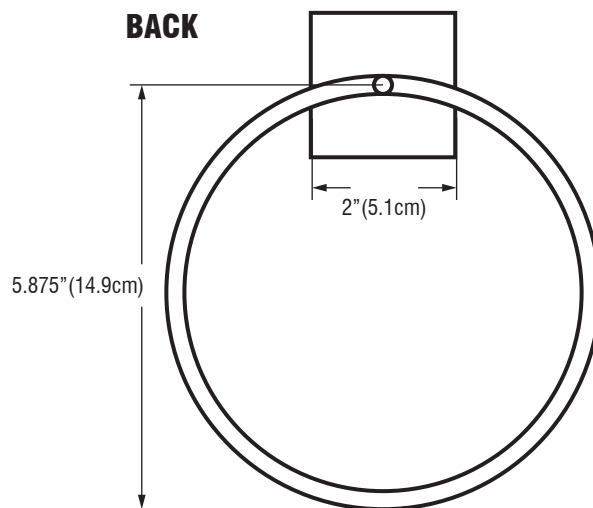
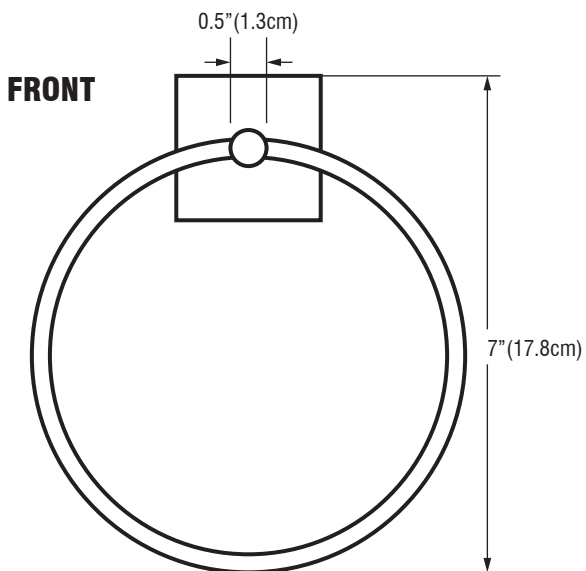
WINGITS® MODERN Transitional™ Stainless Steel Towel Rings are designed to be **installed into adequate structural blocking** or with **WINGITS® MASTER Anchor™** Fasteners for MODERN Transitional™ Bath Accessories (MAWME35).

RECOMMENDED INTEGRATION

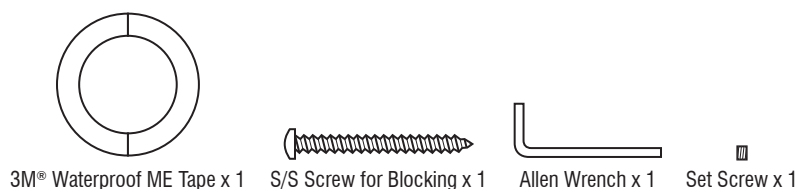
For the strongest possible installation, it is recommended that **WINGITS® MASTER Anchor™** for MODERN Transitional™ Bath Accessories (MAWME35) is used with this product.

WMTTRING(PS)(SN)20141106

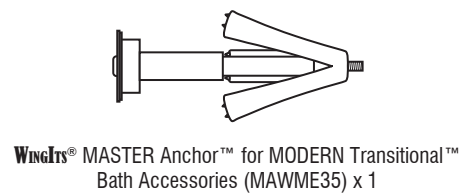
WINGITS®



INCLUDED HARDWARE



OPTIONAL HARDWARE (Sold Separately)



WINGITS® MODERN Transitional™

Stainless Steel Glass Shelf

Model:
WMTGLSF

Part Numbers:

WMTGLSFPS18

18" Glass Shelf
Polished Finish

WMTGLSFSN18

18" Glass Shelf
Satin Finish

WMTGLSFPS24

24" Glass Shelf
Polished Finish

WMTGLSFSN24

24" Glass Shelf
Satin Finish



Contemporary design combines with **PATENTED** BridgeBind™ Technology resulting in a Towel Bar with:

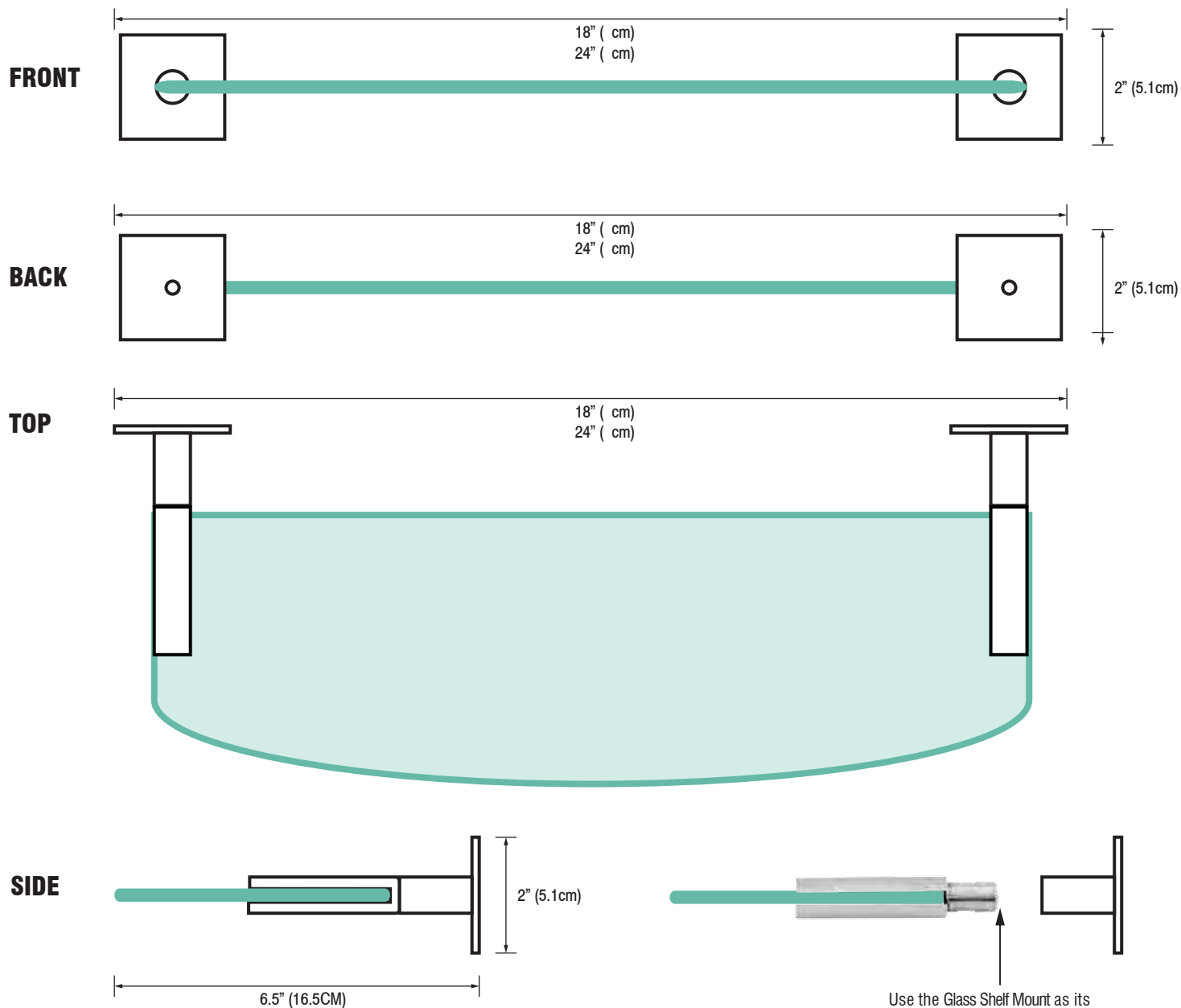
- Structural Stainless Steel
- Beauty-Functionality-Durability
- No lines for dirt to collect - maintenance free
- Unparalleled strength

BridgeBind™ Technology is the result of drilling a hole completely through stainless steel tubing, inserting a solid stainless steel pin, and HeliArc welding the pin to the far point of the tube; solidifying the pin and tube into one piece. Creating the ultimate structural bond.

MECHANICAL DATA
Height: 2" (5.1cm)
Length: See product part number for length.
Projection: 6.5" (16.5CM)
PRODUCT COMPOSITION
Entire product is Tempered Glass with 18/8 (304) stainless steel stand-offs.
MODALITY
Use: Wall Installation.
INSTALLATION
WingIts® MODERN Transitional™ Glass Shelves are designed to be installed into adequate structural blocking or with WingIts® MASTER Anchor™ Fasteners for MODERN Transitional™ Bath Accessories (MAWME35).
RECOMMENDED INTEGRATION
For the strongest possible installation, it is recommended that WingIts® MASTER Anchor™ for MODERN Transitional™ Bath Accessories (MAWME35) is used with this product.

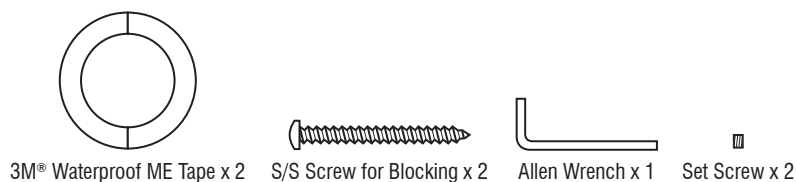
WMTGLSF(PS)(SN)(18)(24)_SpecSheet_20141103

WINGITS®

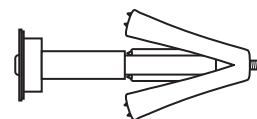


Use the Glass Shelf Mount as its own template. Put pin to wall to mark drilling location.

INCLUDED HARDWARE



OPTIONAL HARDWARE (Sold Separately)



Wingits® MASTER Anchor™ for MODERN Transitional™ Bath Accessories (MAWME35) x 2

[Return to Table of Contents](#)

WINGITS® PATENTED CONTOUR™ OVAL CURVED SHOWER ROD

Structural, sleek, beautiful, everlasting design



WINGITS® CONTOUR™ OVAL

5' Curved Shower Rod (6" Bow)

Model:
WOCON

GEN 3 - SIMPLY THE BEST CURVED SHOWER ROD EVER!

Our newest and strongest shower rod

Part Numbers:

WOCONPS5NC

5' Curved Shower Rod
Polished Stainless Steel Finish

WOCONSN5NC

5' Curved Shower Rod
Satin Stainless Steel Finish

WOCONPS5REN

5' Curved Shower Rod
Polished Stainless Steel Finish
(Includes **WingIts®** Fasteners)

WOCONSN5REN

5' Curved Shower Rod
Satin Stainless Steel Finish
(Includes **WingIts®** Fasteners)



World's Strongest Shower Rod™

- No unsightly joints or hinges. Just clean, flowing lines.
- Hidden mutli-vector interlock; keeps the rod from sagging. Guaranteed.
- Structure, durability, and ease of use for all curtain types.
- The simplest installation of all curved rods.
- Can install in drywall with **WingIts®** Fasteners (included in some models).
- Maintenance free. No exposed 'hinge' to clean or re-tighten.

MECHANICAL DATA

Height: 1.5" (4cm)

Length: 5' rod adjusts from 58.5" (149cm) to 60" (153cm) without modifying tube.

Projection: Rod projects 6" (16cm)

Rod Dimensions: Rod is 0.625" (1.6cm) thick, 1" (2.5cm) tall oval.

PRODUCT COMPOSITION

Tubing: 22 gauge stainless steel.

Bracket: Polished chrome plated zinc.

MODALITY

Use: Shower wall installation.

INSTALLATION

NC Part Number: CONTOUR™ OVAL Curved Shower Rods with "NC" part number **must be installed into adequate structural blocking or with optional WingIts® Fasteners.**

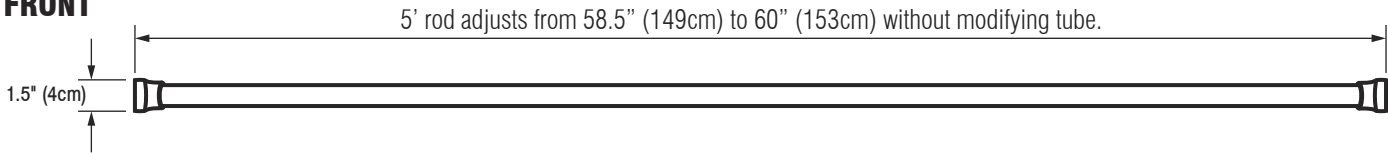
REN Part Number: CONTOUR™ OVAL Curved Shower Rods with "REN" part number include **WingIts®** Hollow Wall Anchors.

RECOMMENDED INTEGRATION

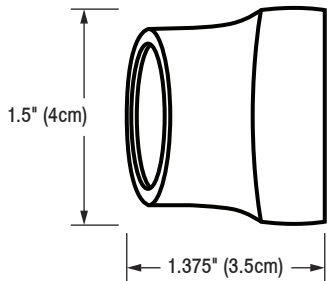
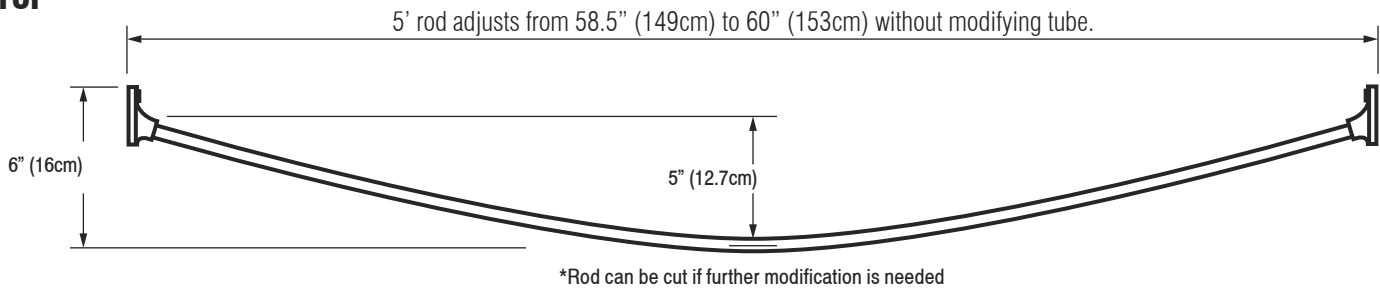
For hollow wall construction, it is recommended that **WingIts®** Hollow Wall Anchors are used with this product.

WINGITS®

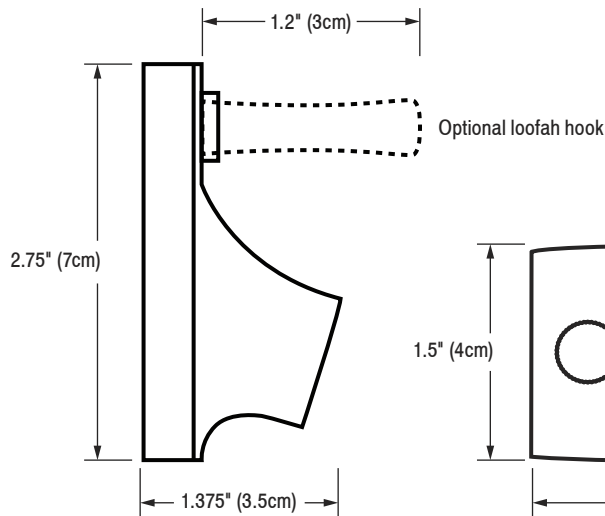
FRONT



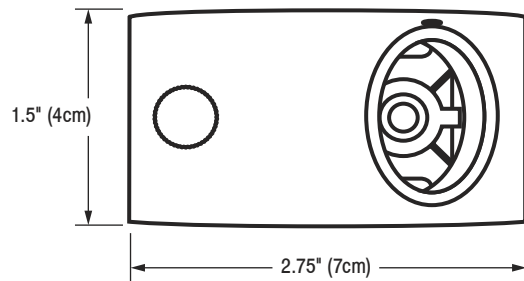
TOP



BRACKET FRONT

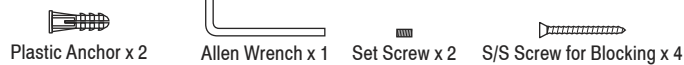


BRACKET TOP

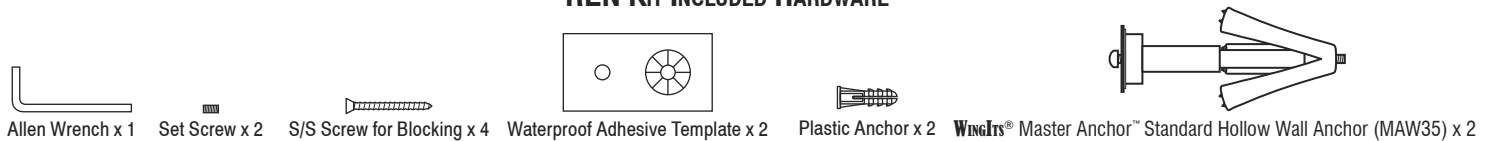


BRACKET SIDE

NC Kit INCLUDED HARDWARE



REN Kit INCLUDED HARDWARE



WOCN(PS)(SN)5(NC)(REN)_SPECSHEET_20141015

WINGITS® CONTOUR™ OVAL

5' Curved Shower Rod (9" Bow)

Model:
WOCON

GEN 3 - SIMPLY THE BEST CURVED SHOWER ROD EVER!

Our newest and strongest shower rod

Part Numbers:

WOCONPS5NC9

5' Curved Shower Rod
Polished Stainless Steel Finish

WOCONSN5NC9

5' Curved Shower Rod
Satin Stainless Steel Finish

WOCONPS5REN9

5' Curved Shower Rod
Polished Stainless Steel Finish
(Includes **WingIts®** Fasteners)

WOCONSN5REN9

5' Curved Shower Rod
Satin Stainless Steel Finish
(Includes **WingIts®** Fasteners)



World's Strongest Shower Rod™

- No unsightly joints or hinges. Just clean, flowing lines.
- Hidden multi-vector interlock; keeps the rod from sagging. Guaranteed.
- Structure, durability, and ease of use for all curtain types.
- The simplest installation of all curved rods.
- Can install in drywall with **WingIts®** Fasteners (included in some models).
- Maintenance free. No exposed 'hinge' to clean or re-tighten.

MECHANICAL DATA

Height: 1.5" (4cm)

Length: 5' rod adjusts from 58.5" (149cm) to 60" (153cm) without modifying tube.

Projection: Rod projects 9" (23cm)

Rod Dimensions: Rod is 0.625" (1.6cm) thick, 1" (2.5cm) tall oval.

PRODUCT COMPOSITION

Tubing: 22 gauge stainless steel.

Bracket: Polished chrome plated zinc.

MODALITY

Use: Shower wall installation.

INSTALLATION

NC Part Number: CONTOUR™ OVAL Curved Shower Rods with "NC" part number **must be installed into adequate structural blocking or with optional WingIts® Fasteners.**

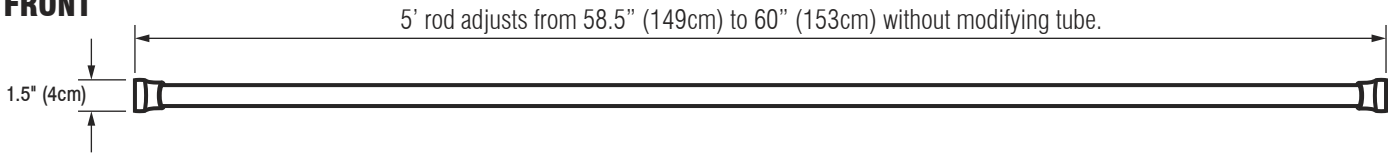
REN Part Number: CONTOUR™ OVAL Curved Shower Rods with "REN" part number include **WingIts®** Hollow Wall Anchors.

RECOMMENDED INTEGRATION

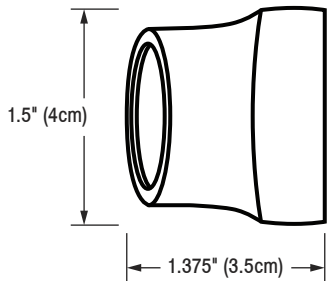
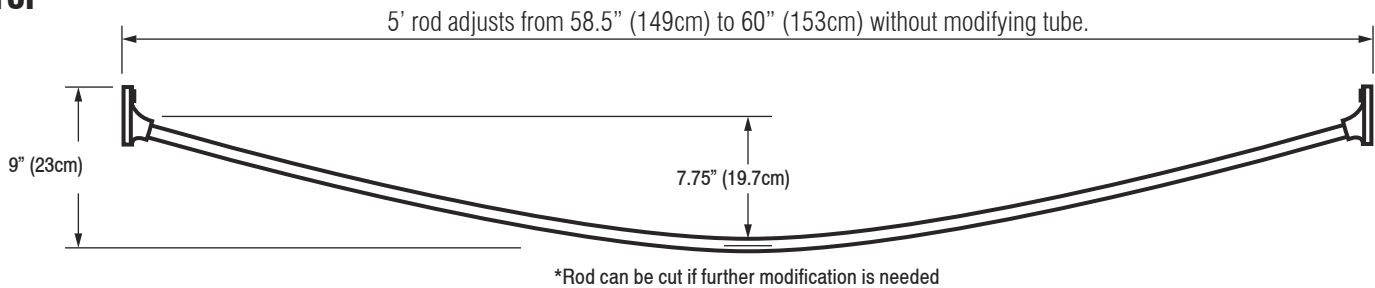
For hollow wall construction, it is recommended that **WingIts®** Hollow Wall Anchors are used with this product.

WINGITS®

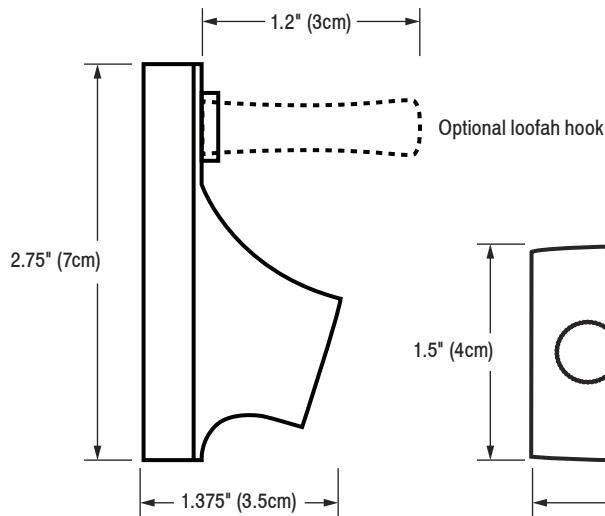
FRONT



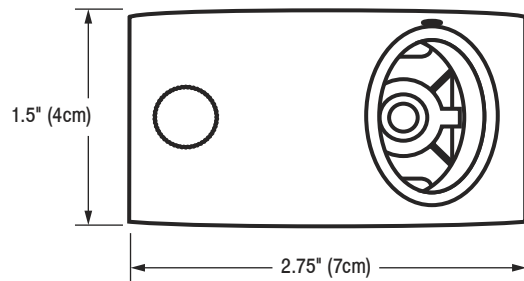
TOP



BRACKET FRONT

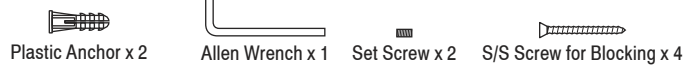


BRACKET TOP

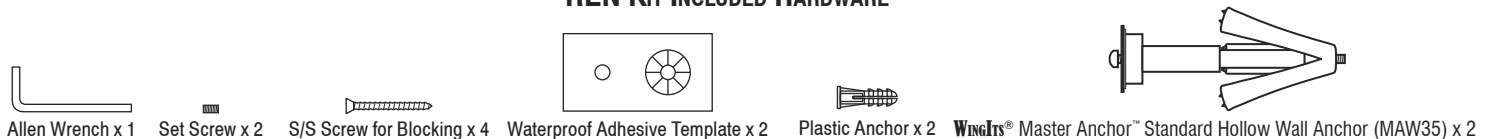


BRACKET SIDE

NC Kit INCLUDED HARDWARE



REN Kit INCLUDED HARDWARE



WOCON(PS)(SN)5(NC)(REN)9_SPECSHEET_20141015

WINGITS® CONTOUR™ OVAL

6' Curved Shower Rod (9" Bow)

Model:
WOCON

GEN 3 - SIMPLY THE BEST CURVED SHOWER ROD EVER!

Our newest and strongest shower rod

Part Numbers:

WOCONPS6NC

6' Curved Shower Rod
Polished Stainless Steel Finish

WOCONSN6NC

6' Curved Shower Rod
Satin Stainless Steel Finish

WOCONPS6REN

6' Curved Shower Rod
Polished Stainless Steel Finish
(Includes **WingIts®** Fasteners)

WOCONSN6REN

6' Curved Shower Rod
Satin Stainless Steel Finish
(Includes **WingIts®** Fasteners)



World's Strongest Shower Rod™

- No unsightly joints or hinges. Just clean, flowing lines.
- Hidden multi-vector interlock; keeps the rod from sagging. Guaranteed.
- Structure, durability, and ease of use for all curtain types.
- The simplest installation of all curved rods.
- Can install in drywall with **WingIts®** Fasteners (included in some models).
- Maintenance free. No exposed 'hinge' to clean or re-tighten.

MECHANICAL DATA

Height: 1.5" (4cm)

Length: 6' rod adjusts from 71" (180cm) to 73" (185.5cm) without modifying tube.

Projection: Rod projects 9" (23cm)

Rod Dimensions: Rod is 0.625" (1.6cm) thick, 1" (2.5cm) tall oval.

PRODUCT COMPOSITION

Tubing: 22 gauge stainless steel.

Bracket: Polished chrome plated zinc.

MODALITY

Use: Shower wall installation.

INSTALLATION

NC Part Number: CONTOUR™ OVAL Curved Shower Rods with "NC" part number **must be installed into adequate structural blocking or with optional WingIts® Fasteners.**

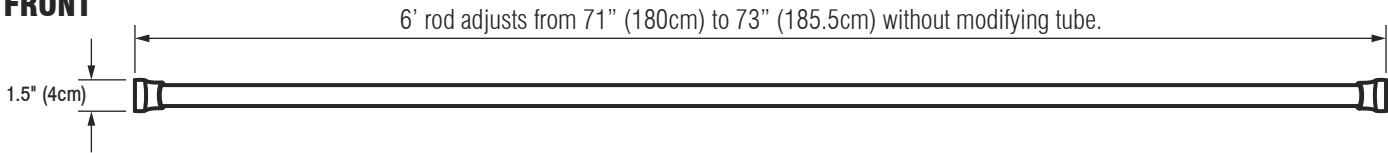
REN Part Number: CONTOUR™ OVAL Curved Shower Rods with "REN" part number include **WingIts®** Hollow Wall Anchors.

RECOMMENDED INTEGRATION

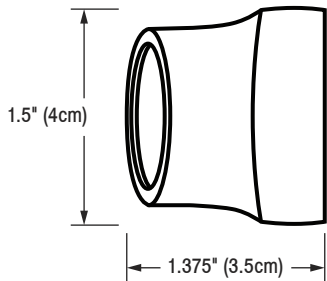
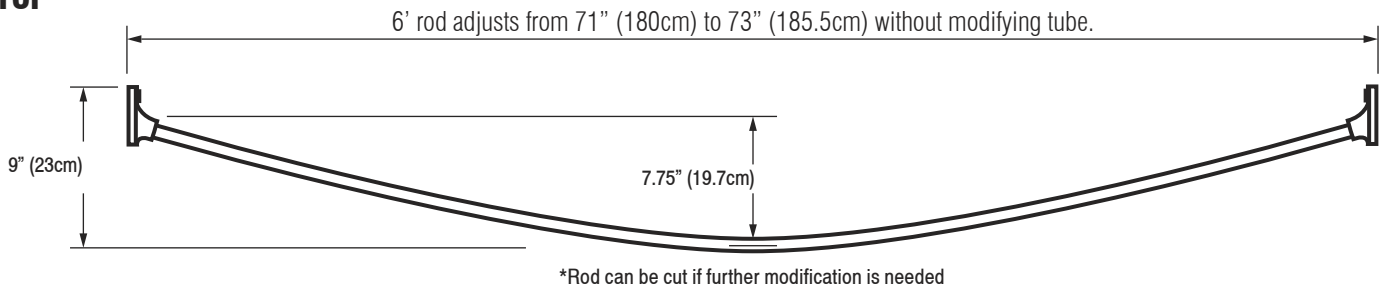
For hollow wall construction, it is recommended that **WingIts®** Hollow Wall Anchors are used with this product.

WINGITS®

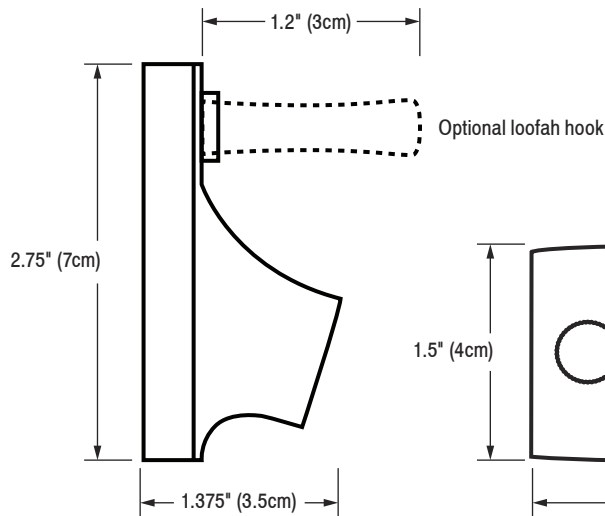
FRONT



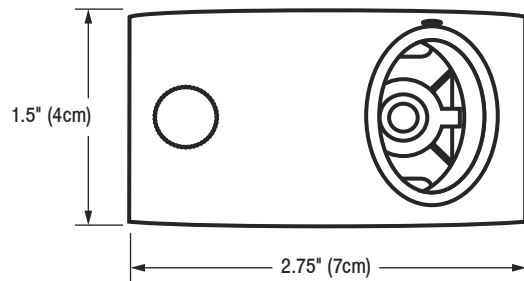
TOP



BRACKET FRONT

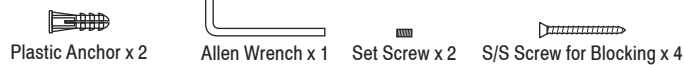


BRACKET TOP

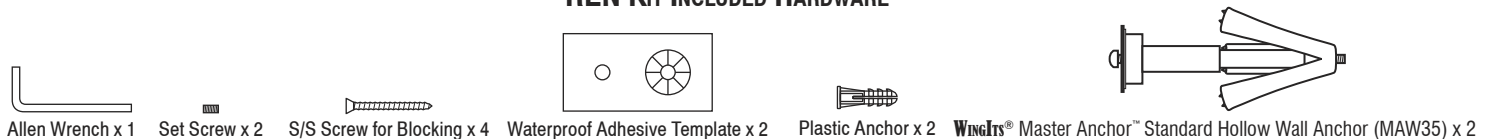


BRACKET SIDE

NC Kit INCLUDED HARDWARE



REN Kit INCLUDED HARDWARE



WOCON(PS)(SN)6(NC)(REN)_SPECSHEET_20141016

WINGITS® CONTOUR™ RECTANGULAR

5' Curved Shower Rod

Model:
WCONREC

Part Numbers:

WCONRECPS5NC

5' Curved Shower Rod
Polished Finish

WCONRECSN5NC

5' Curved Shower Rod
Satin Finish

WCONRECPS5REN

5' Curved Shower Rod
Polished Finish
(Includes **WingIts®** Fasteners)

WCONRECSN5REN

5' Curved Shower Rod
Satin Finish
(Includes **WingIts®** Fasteners)

GEN 3 - SIMPLY THE BEST CURVED SHOWER ROD EVER!

Our newest and strongest shower rod



World's Strongest Shower Rod™

- No unsightly joints or hinges. Just clean, flowing lines.
- Hidden multi-vector interlock; keeps the rod from sagging. Guaranteed.
- Structure, durability, and ease of use for all curtain types.
- The simplest installation of all curved rods.
- Can install in drywall with **WingIts®** Fasteners (included in some models).
- Maintenance free. No exposed 'hinge' to clean or re-tighten.

MECHANICAL DATA

Height: 1.5" (4cm)

Width: Adjusts from 58.5" (149cm) to 60" (153cm) without modifying tube.

Projection: Rod projects 6" (16cm)

Rod Dimensions: Rod is 0.5" (1.3cm) thick, 1" (2.5cm) tall.

Weight: 2 lbs (0.91kg)

PRODUCT COMPOSITION

Tubing: 22 gauge stainless steel.

Bracket: Chrome plated zinc.

MODALITY

Use: Shower wall installation.

INSTALLATION

NC Part Number: CONTOUR™ RECTANGULAR Curved Shower Rods with "NC" part number must be installed into adequate structural blocking or with optional **WINGITS®** Fasteners.

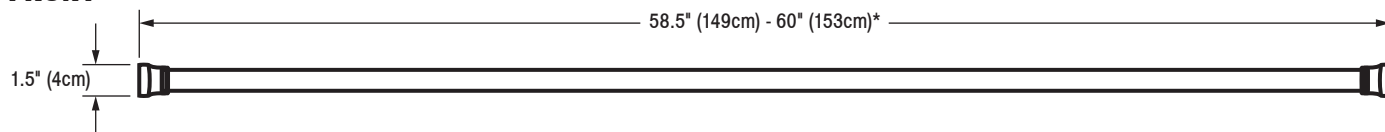
REN Part Number: CONTOUR™ RECTANGULAR Curved Shower Rods with "REN" part number include **WingIts®** Hollow Wall Anchors.

RECOMMENDED INTEGRATION

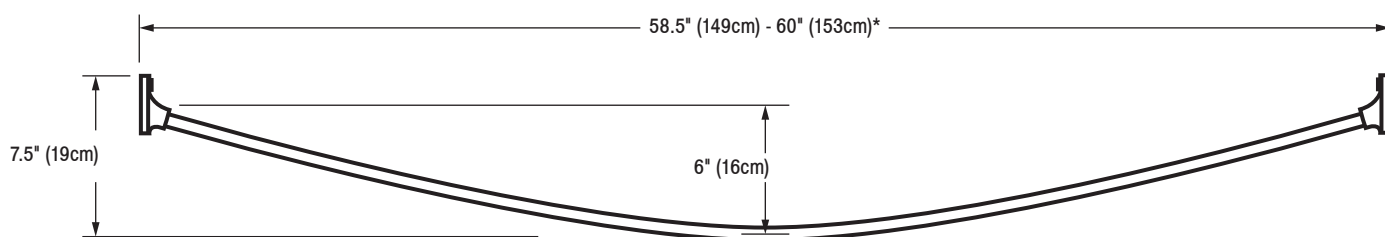
For hollow wall construction, it is recommended that **WingIts®** Hollow Wall Anchors are used with this product.

WINGITS®

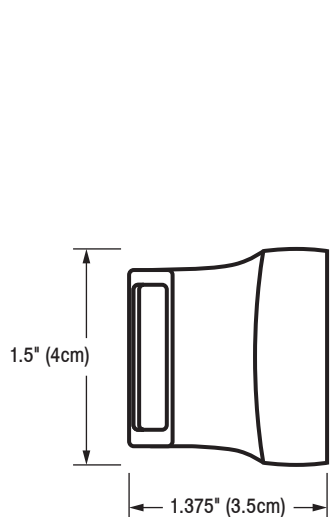
FRONT



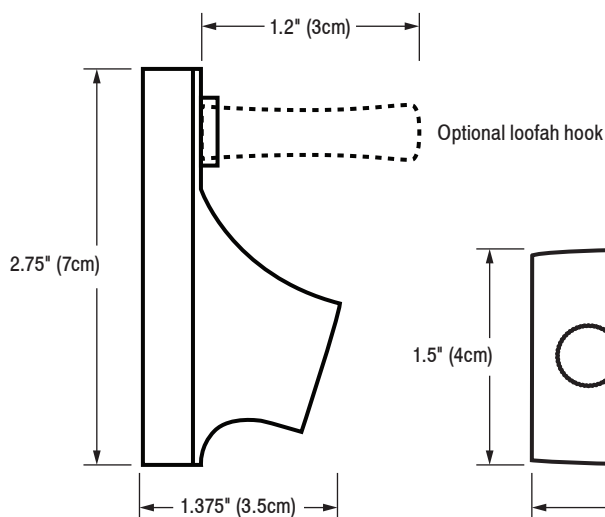
TOP



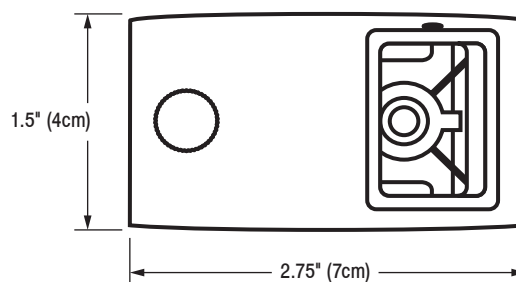
*Rod can be cut if further modification is needed



BRACKET FRONT



BRACKET TOP

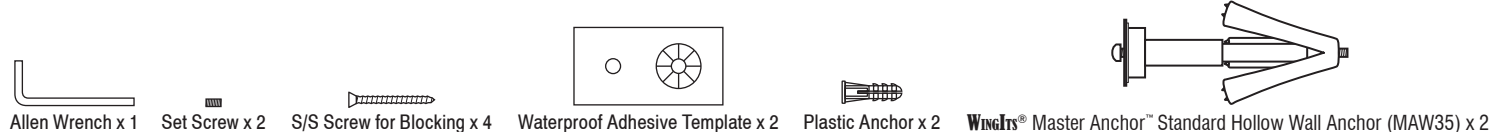


BRACKET SIDE

NC KIT INCLUDED HARDWARE



REN KIT INCLUDED HARDWARE



20140808_rev3

WINGITS® CONTOUR OVAL™

WingIts Installation Kit

Model:
OCWKIT

Part Numbers:

OCWKIT

CONTOUR OVAL WingIts Installation Kit



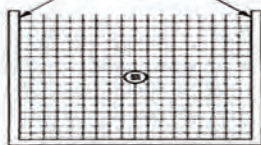
Each OCWKIT contains parts to install 1 CONTOUR OVAL Curved Shower Rod.

MECHANICAL DATA	
Width: 5"	
Length: 4"	
PRODUCT COMPOSITION	
Kit Includes:	
WingIts MASTER Anchor Wings x 2	Waterproof Adhesive Template x 2 *
WingIts MASTER Anchor Faceplate x 2	S/S Screw x 2 *
Set Screw x 2	Plastic Anchor x 2 *
Allen Wrench x 1	3.5" Stainless Steel Screw x 2
MODALITY	
Used to install CONTOUR OVAL Curved Shower Rod.	
INSTALLATION	
WingIts® CONTOUR OVAL Installation Kit is designed to be used with WingIts CONTOUR OVAL Curved Shower Rod Brackets.	
RECOMMENDED INTEGRATION	
Use with CONTOUR OVAL Curved Shower Rod Bracket in hollow wall.	

* Also used for solid wall installation

CONTOUR OVAL WingIts Installation Instructions

1. Determine preferred wall location for both brackets.
NOTE: Bracket locations must be level to each other.



2. Remove back liner from the waterproof adhesive template.

Shower
Side



3. Apply to wall locations for both brackets, keeping both templates level to each other.
NOTE: Apply template so smaller hole points inward towards shower.



4. Follow the template guide marks and drill a 3/4" hole where the WingIts® Fastener will go, and a 1/4" hole where the plastic anchor will go.



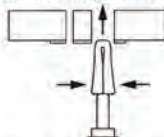
5. Slide the WingIts® Fastener faceplate onto the WingIts® Fastener wings. Press until the two pieces snap together.



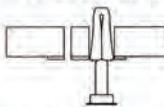
6. Extend the WingIts® Fastener faceplate to full length.



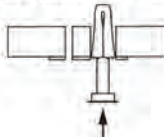
7. Squeeze the WingIts® Fastener wings together and insert them into the 3/4" hole.



8. Make sure the WingIts® Fastener wings are flush with the wall surface.

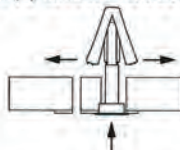


9. Push on the faceplate to pass the WingIts® Fastener through the wall.

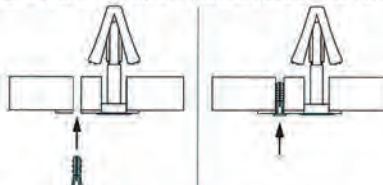


10. The WingIts® Fastener will "pop" out the back side of the wall and its wings will actuate.

Shower
Side



11. Place the plastic anchor into the 1/4" hole until it is flush with the wall surface.



12. Remove front liner from the waterproof adhesive template.



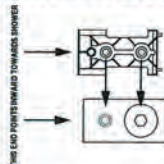
13. Remove the thumb screw from the assembled shower rod bracket and bracket cover.



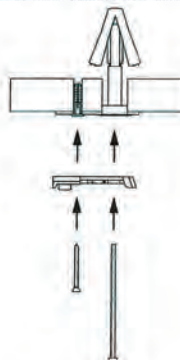
14. Slide the bracket out from under the bracket cover.



15. Apply the bracket to the adhesive template.



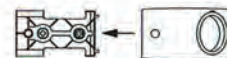
16. Secure the bracket by using the 3.5" stainless steel machine screw into the WingIts® Fastener, and the small stainless steel screw into the plastic anchor.



17. Repeat steps 2-10 for the opposite bracket.

18. Slide one bracket cover into place over a mounted bracket.

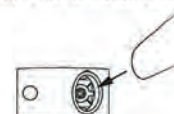
Shower
Side



19. Lock the position of the bracket cover with the thumb screw.



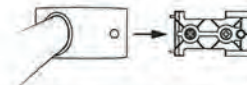
20. Insert one end of the shower rod into the mounted bracket cover.



21. Place the other bracket cover onto the opposite end of the shower rod.



22. Slide cover into position over the opposite mounted bracket.



23. Lock the position with the thumb screw.



24. Lock the shower rod position at top/bottom of both bracket covers by using the supplied set screws and allen wrench.



WINGITS®

CONTOUR OVAL™

CONTOUR OVAL Cover Plate

Model:
OCDP


Part Numbers:

OCDPPS

Polished Finish

OCDPSN

Satin Finish



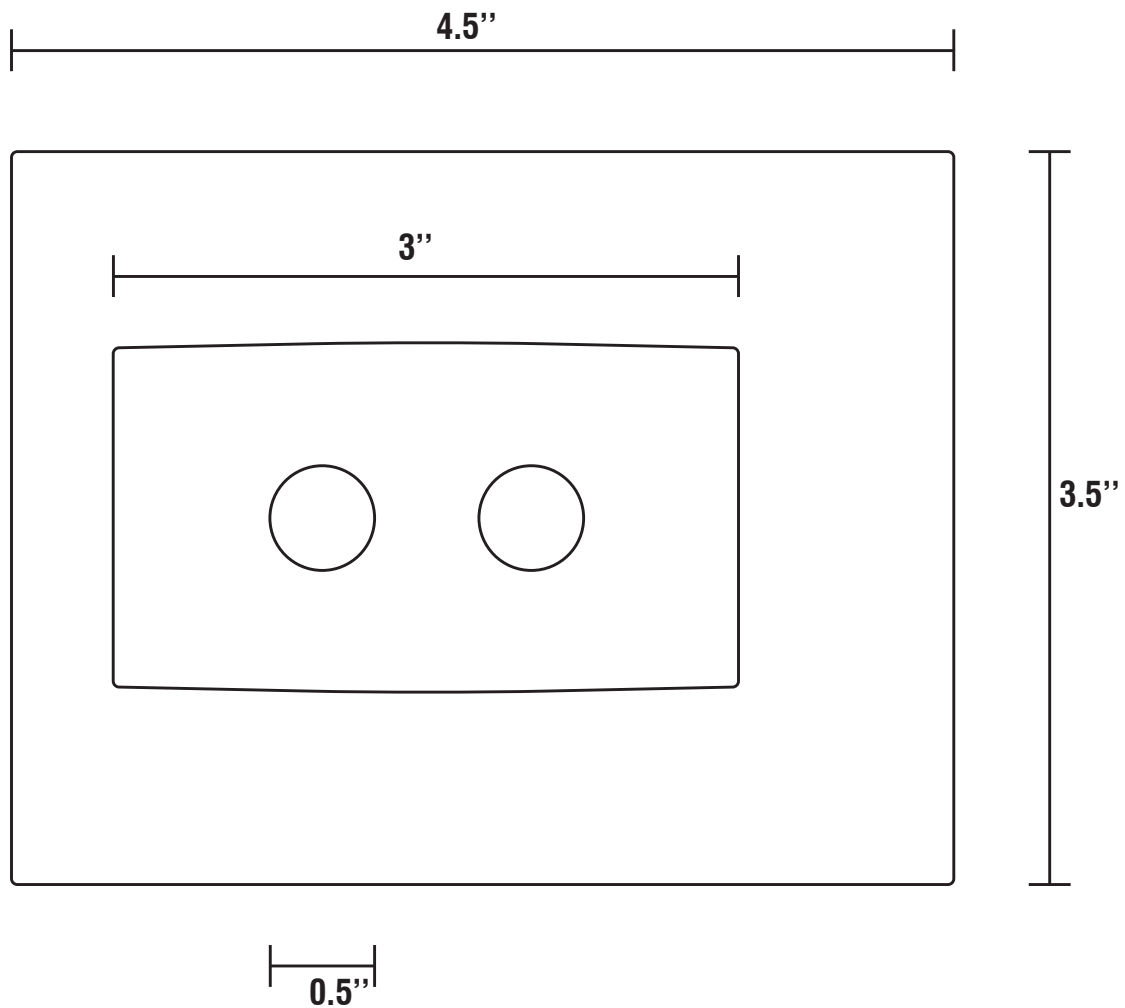
Cover Plates offer a permanent solution to conceal existing installation holes

- Stainless Steel
- Slides right behind the Contour Curved Rod Bracket
- Matching finishes
- Can be used with WingIts fasteners for hollow wall
- Made in the U.S.A.

MECHANICAL DATA	
Height: 3.5" (8.9cm)	Weight: 0.1 lb. (0.04kg)
Width: 4.5" (11.4cm)	
Depth: .125" (0.31cm)	
PRODUCT COMPOSITION	
Stainless steel.	
MODALITY	
Install behind OVAL CONTOUR Rod to conceal existing holes.	
INSTALLATION	
WingIts® CONTOUR OVAL™ Cover Plates are designed to be used with WingIts® CONTOUR OVAL Curved Rod Brackets.	
RECOMMENDED INTEGRATION	
Use with WingIts® Fasteners in hollow wall.	

WINGITS®

FRONT



WINGITS® CRESCENT™ and OVAL™ Curved Shower Rods

25% More room in the shower



WINGITS® CRESCENT™ OVAL

5' Curved Shower Rod (6" Bow)

Model:

WOCBS5-6

WOCSS5-6

Part Numbers:

WOCBS5-6SP

5' Curved Shower Rod

6" Bow

Polished Finish

WOCSS5-6SP

5' Curved Shower Rod

6" Bow

Satin Finish

Stainless steel screws are included to install into adequate structural blocking.

GEN 2 BRACKETS (OLD STYLE)



- Stronger than the original Crescent OVAL Shower Rod
- OVAL tube locks into the brackets and can be used with all shower curtains.
- 25% more room in the shower.

MECHANICAL DATA

Height: 2.5" (6.4cm)

Width: Adjusts from 58.5" (149cm) to 60" (153cm) without modifying tube.

Projection: Rod projects 6" (16cm)

Rod Dimensions: Rod is 0.75" (1.9cm) thick, 1" (2.5cm) tall oval.

Weight: 2 lbs (0.9 kg)

PRODUCT COMPOSITION

Tubing: 22 gauge stainless steel.

Bracket: Chrome plated zinc.

MODALITY

Use: Shower wall installation.

INSTALLATION

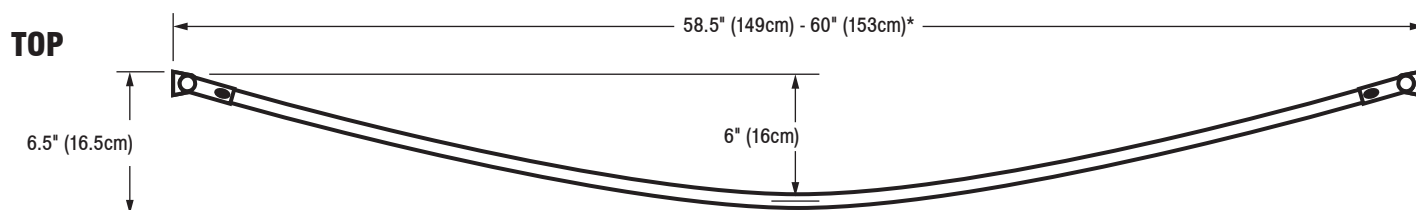
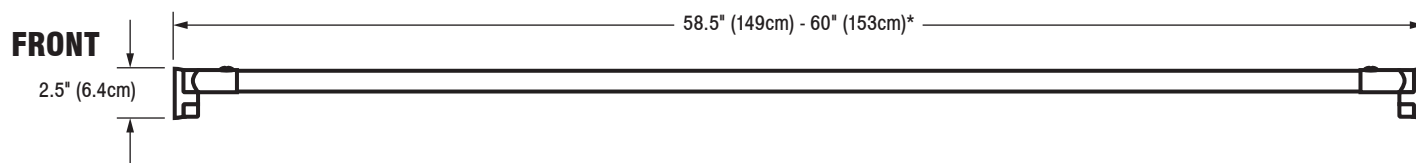
Wingits® CRESCENT™ OVAL Curved Shower Rods must be installed into adequate structural blocking or with optional Wingits® Fasteners.

RECOMMENDED INTEGRATION

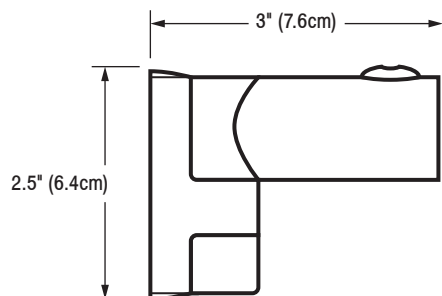
For hollow wall construction, it is recommended that **Wingits®** Hollow Wall Anchors are used with this product.

WOC(BS)(SS)5-6_SpecSheet_20140410_rev1

WINGITS®



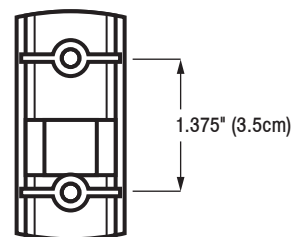
*Rod can be cut if further modification is needed



BRACKET SIDE



BRACKET TOP

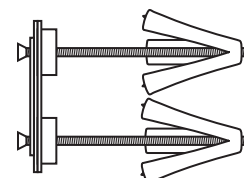


BRACKET BACK

INCLUDED HARDWARE



OPTIONAL HARDWARE (Sold Separately)



WingIts® Bath Accessory Wingit Fastener (BAW30) x 2

WOC(BS)(SS)5-6_SpecSheet_20140410_rev1

WINGITS® CRESCENT™ OVAL

5' Curved Shower Rod (9" Bow)

Model:

WOCBS5SP
WOCSS5SP

Part Numbers:

WOCBS5SP

5' Curved Shower Rod

9" Bow

Polished Finish

WOCSS5SP

5' Curved Shower Rod

9" Bow

Satin Finish

Stainless steel screws are included to install into adequate structural blocking.

GEN 2 BRACKETS (OLD STYLE)



- Gives up to 25% more tub space.
- Available in satin and bright polished finishes.
- Custom sizes available.
- Oval tubing superior to round tubing - will not rotate in its fittings.
- **Wingits®** installation accessories available.

MECHANICAL DATA

Height: 2.5" (6.4cm)

Width: Adjusts from 58.5" (149cm) to 60" (153cm) without modifying tube.

Projection: Rod projects 9" (23cm)

Rod Dimensions: Rod is 0.75" (1.9cm) thick, 1" (2.5cm) tall oval.

Weight: 1.65lbs (0.7kg)

PRODUCT COMPOSITION

Tubing: 22 gauge stainless steel.

Bracket: Chrome plated zinc.

MODALITY

Use: Shower wall installation.

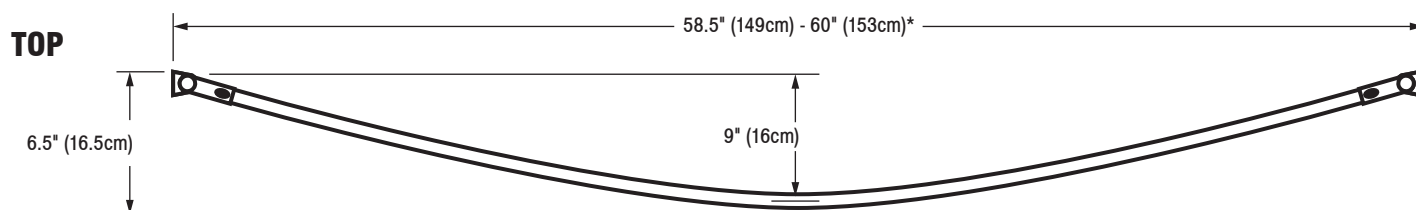
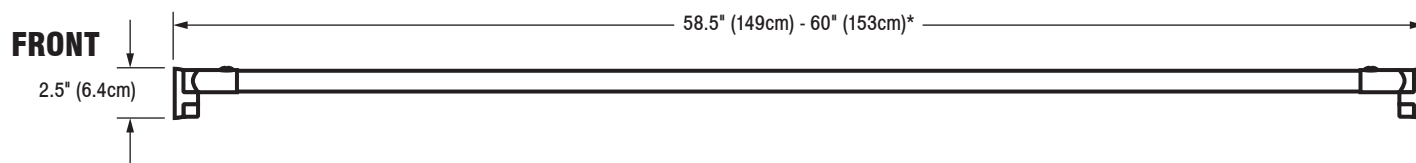
INSTALLATION

Wingits® CRESCENT™ OVAL Curved Shower Rods must be installed into adequate structural blocking or with optional Wingits® Fasteners.

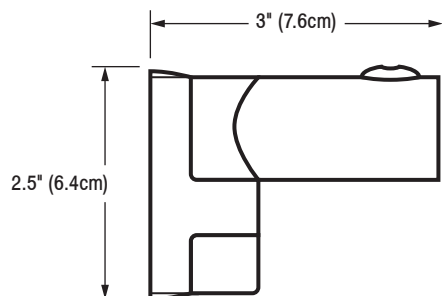
RECOMMENDED INTEGRATION

For hollow wall construction, it is recommended that **Wingits®** Hollow Wall Anchors are used with this product.

WINGITS®



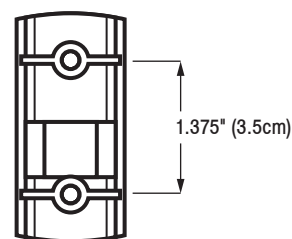
*Rod can be cut if further modification is needed



BRACKET SIDE



BRACKET TOP

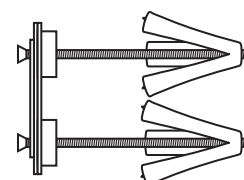


BRACKET BACK

INCLUDED HARDWARE



OPTIONAL HARDWARE (Sold Separately)



WingIts® Bath Accessory Wingit Fastener (BAW30) x 2

WINGITS® CRESCENT™ OVAL

6' Curved Shower Rod (6" Bow)

Model:

WOCBS6-6

WOCSS6-6

Part Numbers:

WOCBS6-6SP

6' Curved Shower Rod

6" Bow

Polished Finish

WOCSS6-6SP

6' Curved Shower Rod

6" Bow

Satin Finish

Stainless steel screws are included to install into adequate structural blocking.

GEN 2 BRACKETS (OLD STYLE)



- Stronger than the original Crescent OVAL Shower Rod
- OVAL tube locks into the brackets and can be used with all shower curtains.
- 25% more room in the shower.

MECHANICAL DATA

Height: 2.5" (6.4cm)

Width: Adjusts from 70.5" (179cm) to 72" (182cm) without modifying tube.

Projection: Rod projects 6" (16cm)

Rod Dimensions: Rod is 0.75" (1.9cm) thick, 1" (2.5cm) tall oval.

Weight: 2 lbs (0.9 kg)

PRODUCT COMPOSITION

Tubing: 22 gauge stainless steel.

Bracket: Chrome plated zinc.

MODALITY

Use: Shower wall installation.

INSTALLATION

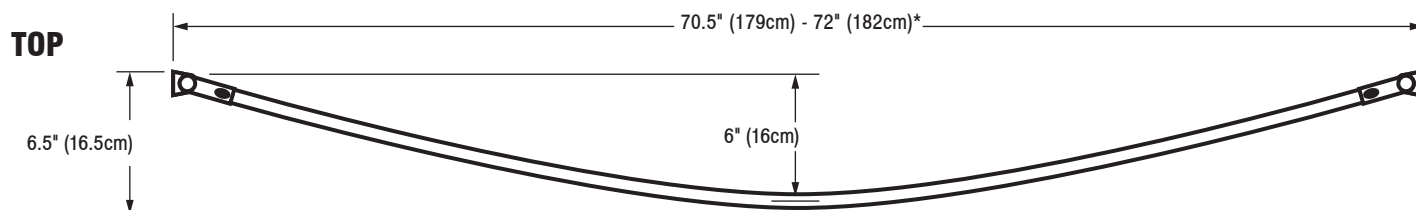
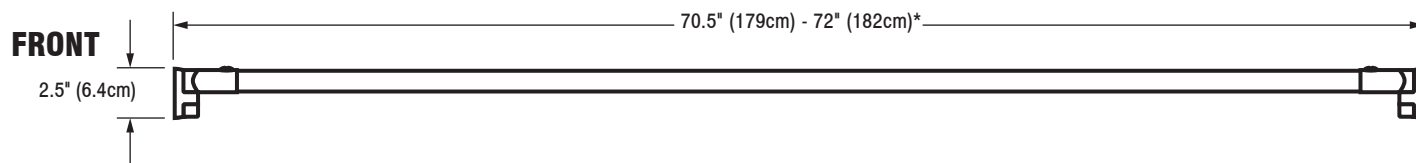
WingIts® CRESCENT™ OVAL Curved Shower Rods must be installed into adequate structural blocking or with optional WingIts® Fasteners.

RECOMMENDED INTEGRATION

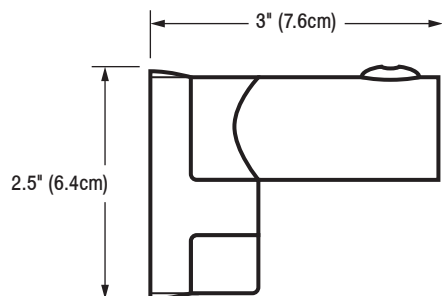
For hollow wall construction, it is recommended that **WingIts®** Hollow Wall Anchors are used with this product.

20140806_rev1

WINGITS®



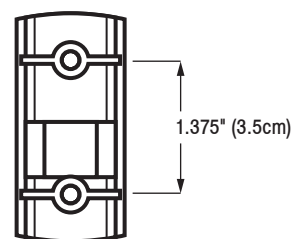
*Rod can be cut if further modification is needed



BRACKET SIDE



BRACKET TOP

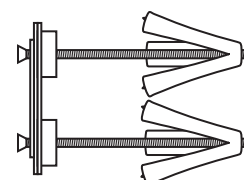


BRACKET BACK

INCLUDED HARDWARE



OPTIONAL HARDWARE (Sold Separately)



Wingits® Bath Accessory Wingit Fastener (BAW30) x 2

WINGITS® CRESCENT™ ROUND

5' Curved Shower Rod (6" Bow)

Model:

WCRBS5-6

WCRSS5-6

Part Numbers:

WCRBS5-6SP

5' Curved Shower Rod

6" Bow

Polished Finish

WCRBS5-6SP

5' Curved Shower Rod

6" Bow

Satin Finish

Stainless steel screws are included to install into adequate structural blocking.

GEN 1 BRACKETS (OLDEST STYLE)



- Gives up to 25% more tub space.
- Available in satin and bright polished finishes.
- Custom sizes available.
- Can install into hollow wall using **WingIts®** fastener.

MECHANICAL DATA

Height: 3" (7.6cm)

Width: Adjusts from 58.5" (149cm) to 60" (153cm) without modifying tube.

Projection: Rod projects 6" (16cm)

Rod Dimensions: Rod is 1" (2.5cm) thick tube.

Weight: 2 lbs (0.9 lbs)

PRODUCT COMPOSITION

Tubing: 22 gauge stainless steel.

Bracket: Chrome plated zinc.

MODALITY

Use: Shower wall installation.

INSTALLATION

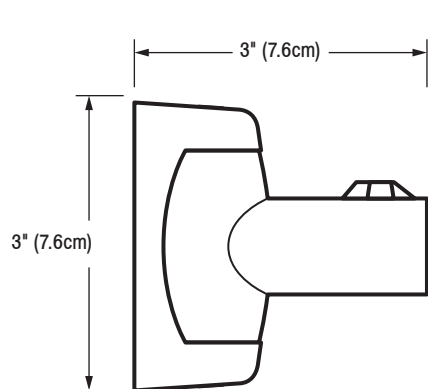
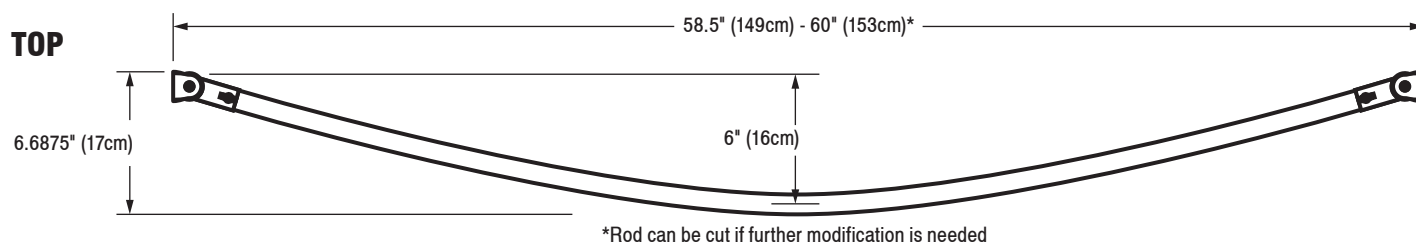
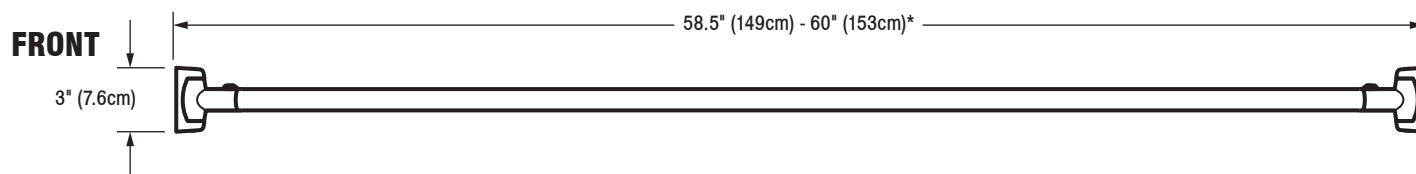
WingIts® CRESCENT™ ROUND Curved Shower Rods must be installed into adequate structural blocking or with optional WingIts® Fasteners.

RECOMMENDED INTEGRATION

For hollow wall construction, it is recommended that **WingIts®** Hollow Wall Anchors are used with this product.

WCR(BS)(SS)5-6_SpecSheet_20140403_rev1

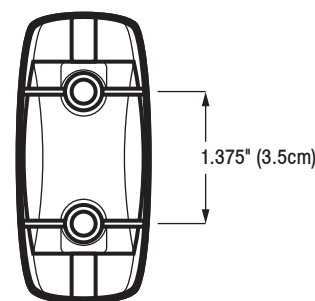
WINGITS®



BRACKET SIDE



BRACKET TOP

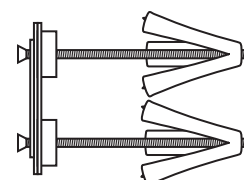


BRACKET BACK

INCLUDED HARDWARE



OPTIONAL HARDWARE (Sold Separately)



WingIts® Bath Accessory Wingit Fastener (BAW30) x 2

WINGITS® OVAL™

Straight Shower Rod

Model:
WOCT

Part Numbers:

WOCBST5SP

5' Polished Finish

WOCST5SP

5' Satin Finish

WOCBST6SP

6' Polished Finish

WOCST6SP

6' Satin Finish



Assembled Bracket



Application: Standard or oval bath tub.

58.5" - 60+" w/o modification—5' rod

71" - 73" w/o modification—6' rod

Major Benefits: Engineered to be the Best Shower Rod

STRUCTURAL: *OVAL* tube for added strength

Curtain: Works with ALL standard Shower Curtains, including Hookless®

Matches OVAL Bath Accessory Suite

Material:

Tube:

Stainless Steel
25.4 mm OD
.75mm wall thickness
600 grit Bright, Satin Nickel, Brushed
Chrome, or Oil Rubbed Bronze

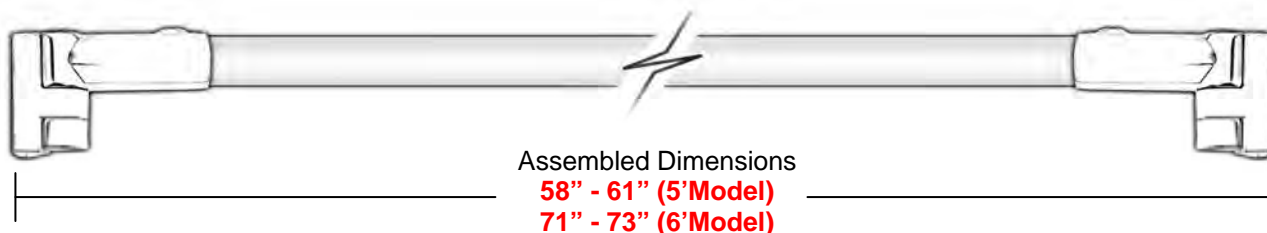
Brackets (set):

Die cast zinc, Chrome Plated
(2) wall mounts
(2) swivel connectors
(2) wedge caps

Mounting Hardware:

(4) stainless steel wood screws
(4) SS headless set screws w/loctite
(1) #10 allen wrench

WINGITS®

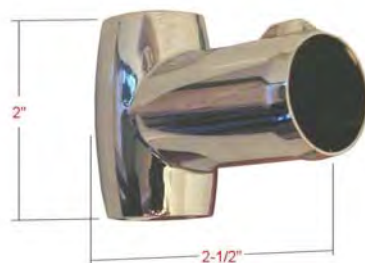
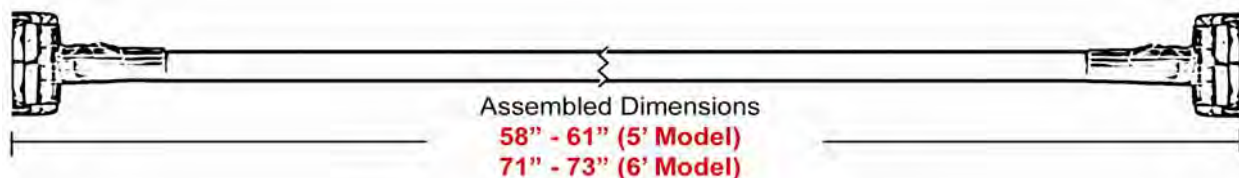


Optional Stainless Steel **Matching Cover Plates:**

Use to conceal existing holes without reconstruction or patching.

BATH ACCESSORY
 GUARANTEED
 INSTALLATION






Application: 5' Standard or oval bath tub.

Spans 58.5" - 60+" w/o modification


- Uses standard curtain.
- Matches Standard CRESCENT curved Shower Rods



Optional WINGIT FASTENING SYSTEM
for a GUARANTEED INSTALLATION



Optional: Matching Stainless
Steel Cover Plates



Material:

Tube:
Stainless Steel
25.4 mm OD
.75mm wall thickness
600 grit finish (bright)

Brackets (set):

Die cast zinc, Chrome Plated
(2) wall mounts
(2) swivel connectors
(4) retaining screws

Mounting Hardware:

(4) stainless steel wood screws
(2) SS headless set screws w/loctite
(1) #10 allen wrench

WINGITS® OVAL™

OVAL Cover Plate

Model:
OCP


Part Numbers:

OCPBS

Polished Finish

OCPSN

Satin Finish



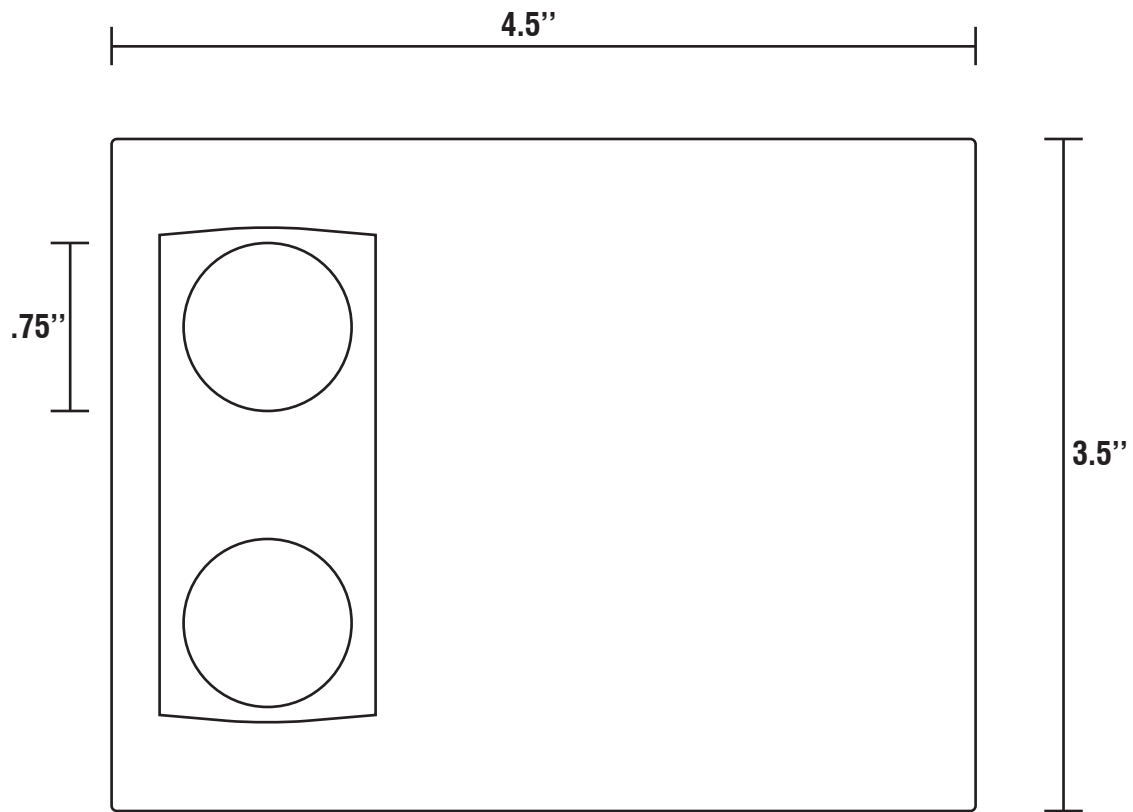
Cover Plates offer a permanent solution to conceal existing installation holes

- Stainless Steel
- Slides right behind the Curved Rod Bracket
- Matching finishes
- Can be used with WingIts® fasteners for hollow wall
- Made in the U.S.A.

MECHANICAL DATA	
Height: 3.5" (8.9cm)	Weight: 0.1 lb. (0.04kg)
Width: 4.5" (11.4cm)	
Depth: .125" (0.31cm)	
PRODUCT COMPOSITION	
Stainless steel.	
MODALITY	
Install behind OVAL™ Rod to conceal existing holes.	
INSTALLATION	
WingIts® OVAL™ Cover Plates are designed to be used with WingIts® OVAL™ Curved Rod Brackets.	
RECOMMENDED INTEGRATION	
Use with WingIts® Fasteners in hollow wall.	

WINGITS®

FRONT



WINGITS® CONTOUR™ The Next Generation Of Shower Baskets

Structural, sleek, beautiful, everlasting design

[Return to Table of Contents](#)



WINGITS® CONTOUR™

8" Bi-Level Corner Basket

Model:
WCONBLCB

Part Numbers:

WCONBLCBPS8

Polished Finish

WCONBLCBSN

Satin Finish

Stainless steel screws are included to install into adequate structural blocking.



Contemporary design combines with structural durability resulting in the World's Strongest Bath Accessories™ which features:

- Unparalleled strength
- Beauty
- Functionality
- Durability
- No maintenance

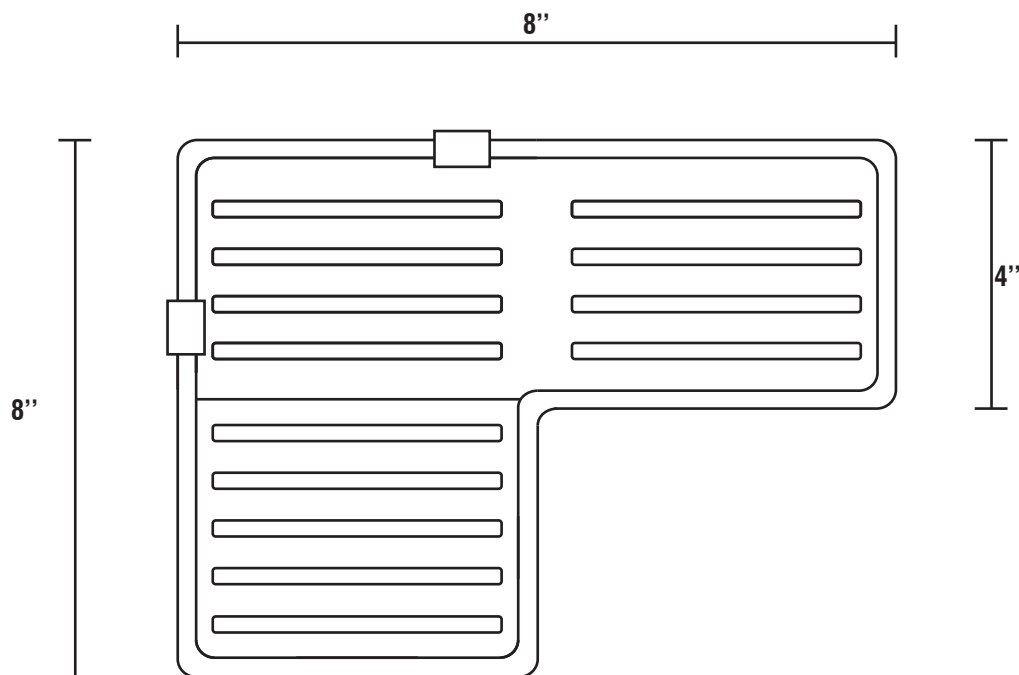
18/8 (304) HeliArc welded stainless steel. Polished and triple coated for an unmatched luster.

MECHANICAL DATA	
Height: 2.25" (5.7cm)	Weight: 1 lb. (0.45kg)
Width: 8" (20.3cm)	
Depth: 8" (20.3cm)	
PRODUCT COMPOSITION	
Entire product is HeliArc welded 18/8 (304) stainless steel.	
MODALITY	
Use: Watertight wall installation.	
INSTALLATION	
WingIts® CONTOUR™ 8" Bi-Level Corner Baskets are designed to be installed into adequate structural blocking or with WingIts® Fasteners (included).	
RECOMMENDED INTEGRATION	
For hollow wall construction, use WingIts® Fasteners (included).	

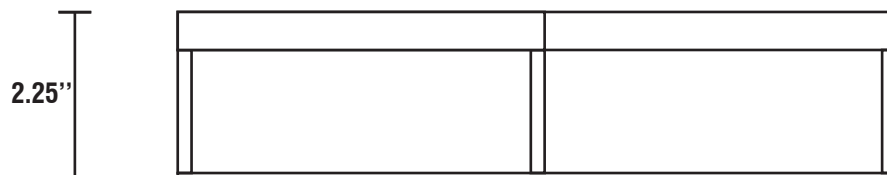
WCONCB_SpecSheet_20140326_rev2

WINGITS®


TOP



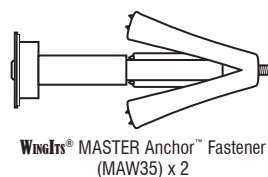
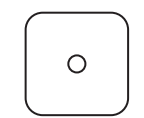
FRONT



SIDE



INCLUDED HARDWARE



WINGITS® CONTOUR™

Rectangular Basket with Soap Dish

Model:

WCONRBSD


Part Numbers:

WCONRBSDPS14

Polished Finish

WCONRBSDSN14

Satin Finish



Contemporary design combines with structural durability resulting in the World's Strongest Bath Accessories™ which features:

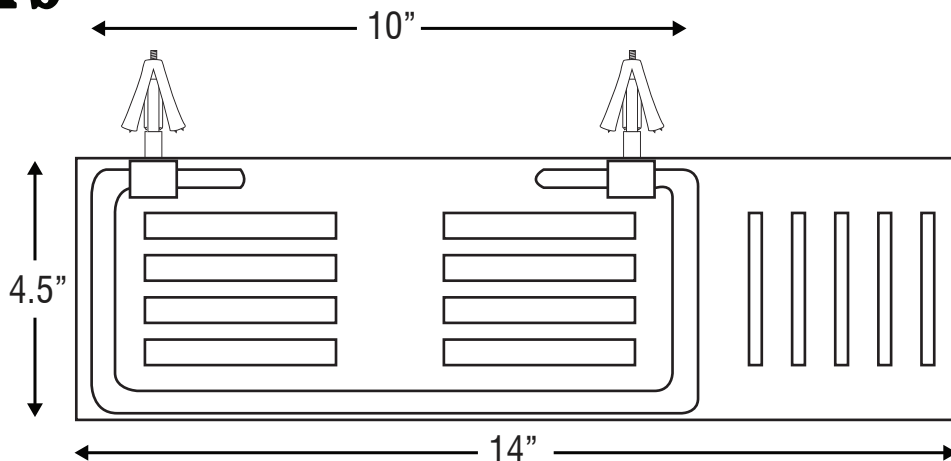
- Unparalleled strength
- Beauty
- Functionality
- Durability
- No maintenance

Polished and triple coated for an unmatched luster.

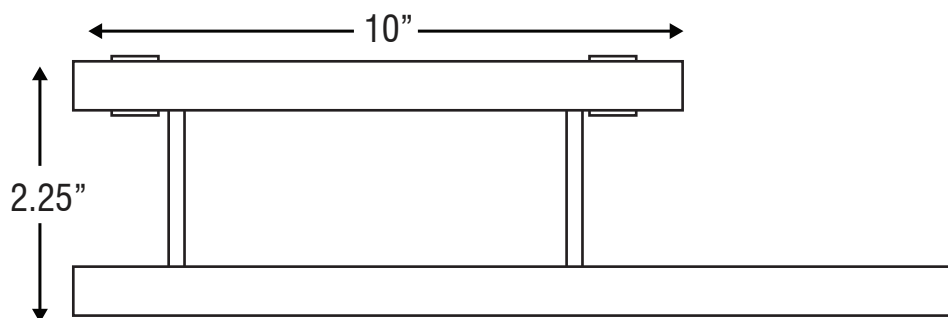
MECHANICAL DATA
Height: 2.25" (5.7cm)
Width: 14" (35.5cm)
Projection: 4.5" (11.4cm)
PRODUCT COMPOSITION
Entire product is HeliArc welded 18/8 (304) stainless steel.
MODALITY
Use: Watertight wall installation.
INSTALLATION
WingIts® CONTOUR™ 14" Rectangular Baskets are designed to be installed into adequate structural blocking or with WingIts® Fasteners (included).
RECOMMENDED INTEGRATION
For hollow wall construction, use WingIts® Fasteners (included).

WINGITS®

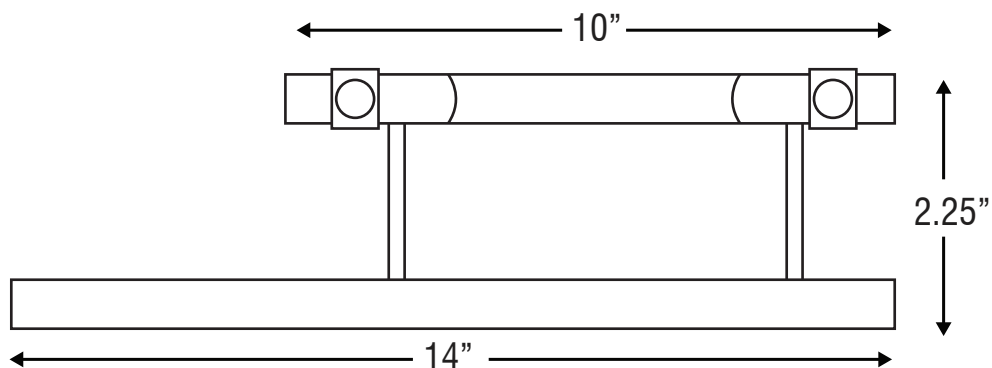
TOP



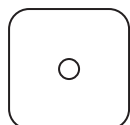
FRONT



BACK



INCLUDED HARDWARE



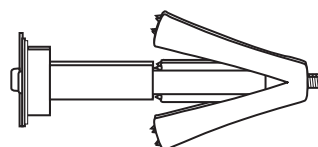
1.5" Wall Guard x 2



S/S Screw for Blocking x 2



Plastic Anchor x 2
for Solid Wall



WingIts® MASTER Anchor™ Fastener
(MAW35) x 2 for Hollow Wall

WINGITS® CONTOUR™

10" Rectangular Basket

Model:
WCONRB

Part Numbers:


WCONRBPS10

Polished Finish

WCONRBSN10

Satin Finish

Stainless steel screws are included to install into adequate structural blocking.



Contemporary design combines with structural durability resulting in the World's Strongest Bath Accessories™ which features:

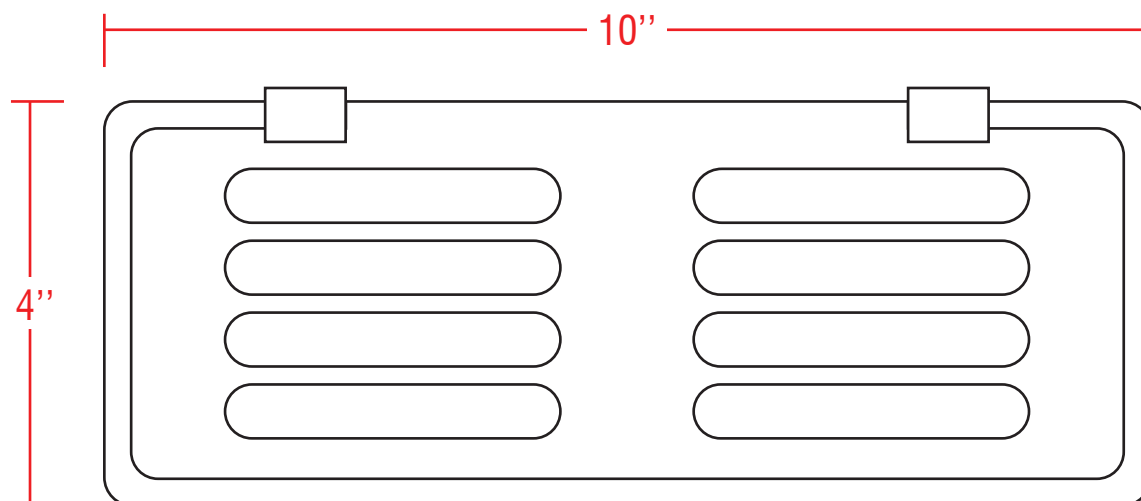
- Unparalleled strength
- Beauty
- Functionality
- Durability
- No maintenance

Polished and triple coated for an unmatched luster.


MECHANICAL DATA	
Height: 2.25" (5.7cm)	Weight: 1 lb. (0.45kg)
Width: 10" (20.3cm)	
Depth: 4" (15.2cm)	
PRODUCT COMPOSITION	
Entire product is HeliArc welded 18/8 (304) stainless steel.	
MODALITY	
Use: Watertight wall installation.	
INSTALLATION	
WingIts® CONTOUR™ 10" Rectangular Baskets are designed to be installed into adequate structural blocking or with WingIts® Fasteners (included).	
RECOMMENDED INTEGRATION	
For hollow wall construction, use WingIts® Fasteners (included).	

WINGITS®

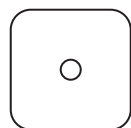
TOP



FRONT



INCLUDED HARDWARE



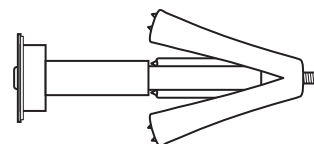
1.5" Wall Guard x 2



S/S Screw for Blocking x 2



Plastic Anchor x 2
for solid walls



Wingits® MASTER Anchor™ Fastener
(MAW35) x 2 for hollow walls

WINGITS® CONTOUR™

8" Corner Basket

Model:
WCONCB

Part Numbers:

WCONCBPS8

Polished Finish

WCONCBSN8

Satin Finish

WingIts Fasteners included for guaranteed installation.



Contemporary design combines with structural durability resulting in the World's Strongest Bath Accessories™ which features:

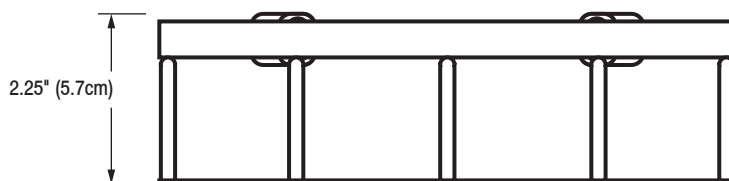
- Unparalleled strength
- Beauty
- Functionality
- Durability
- No maintenance

Polished and triple coated for an unmatched luster.

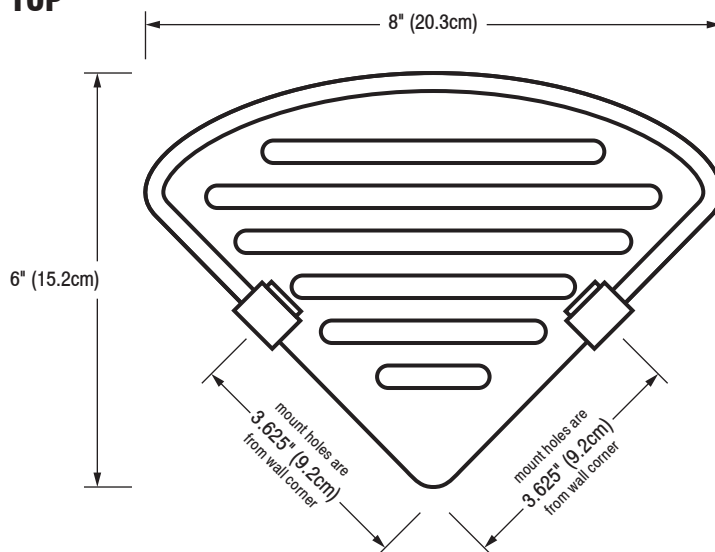
MECHANICAL DATA	
Height: 2.25" (5.7cm)	Weight: 1 lb. (0.45kg)
Width: 8" (20.3cm)	
Depth: 6" (15.2cm)	
PRODUCT COMPOSITION	
Entire product is HeliArc welded 18/8 (304) stainless steel.	
MODALITY	
Use: Watertight wall installation.	
INSTALLATION	
WingIts® CONTOUR™ 8" Corner Baskets are designed to be installed into adequate structural blocking or with WingIts® Fasteners (included).	
RECOMMENDED INTEGRATION	
For hollow wall construction, use WingIts® Fasteners (included).	

WINGITS®

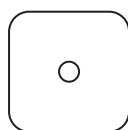
FRONT



TOP



INCLUDED HARDWARE



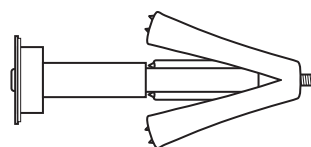
1.5" Wall Guard x 2



S/S Screw for Blocking x 2



Plastic Anchor x 2
for solid walls



Wingits® MASTER Anchor™ Fastener
(MAW35) x 2 for hollow walls

WINGITS® CONTOUR™

14" Glass Shelf


Model:
WRIGS14

Part Numbers:

WRIGS14PS

Polished Finish

Stainless steel screws are included to install into adequate structural blocking.



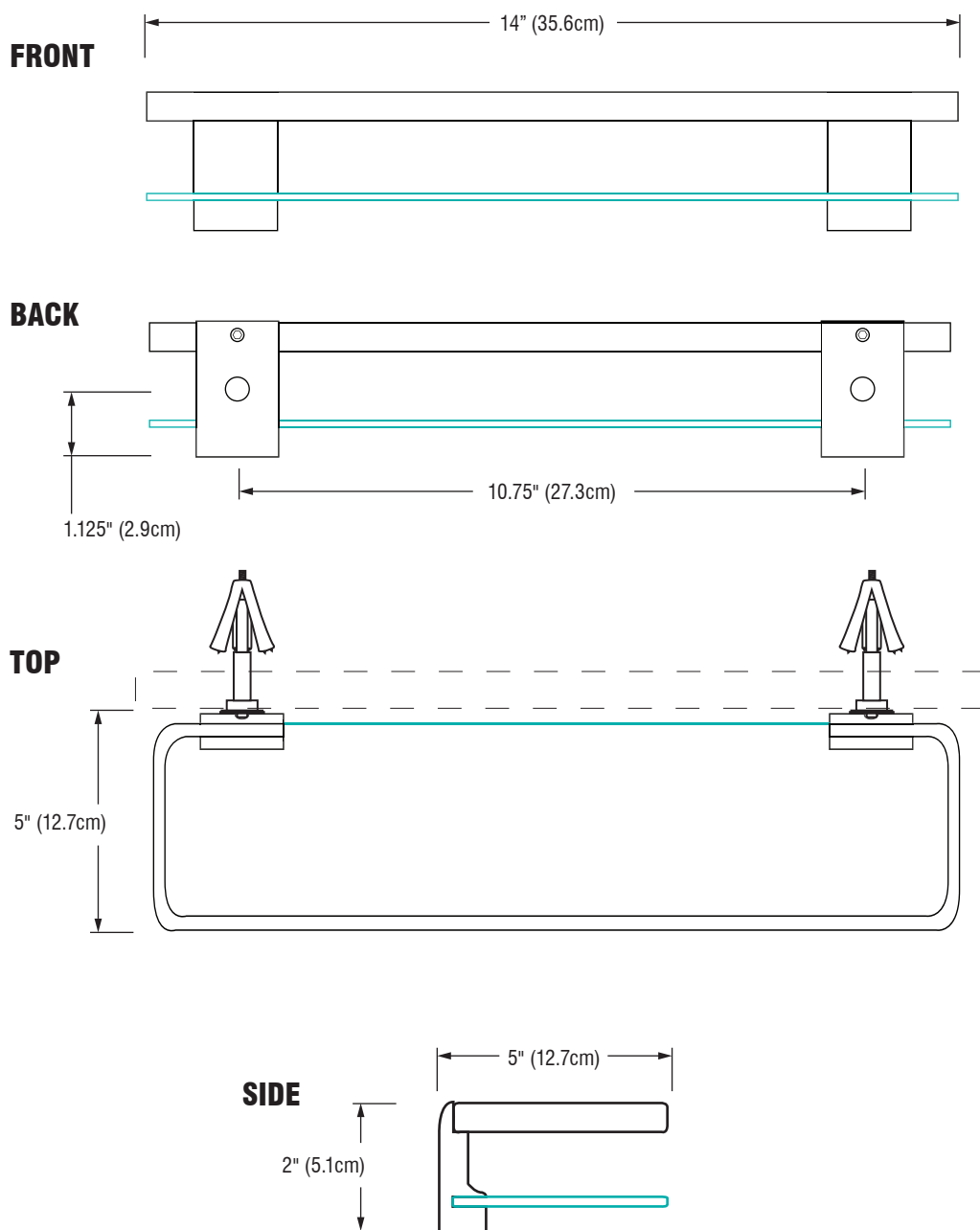
Sleek, everlasting design combines with structural durability resulting in The World's Strongest Bath Accessory.

- Solid 18/8 (304) stainless steel construction
- Tempered glass shelf
- Beauty
- Functionality
- Durability
- No lines for dirt to collect
(maintenance free)
- 2 FREE **WingIts®** MASTER Anchor™ Fasteners Included

MECHANICAL DATA
Height: 2" (5.1cm)
Width: 14" (35.6cm)
Depth: 5" (12.7cm)
PRODUCT COMPOSITION
Shelf: Tempered glass. Fittings: 18/8 (304) stainless steel.
MODALITY
Use: Wall Installation.
INSTALLATION
WingIts® Glass Shelves are designed to be installed into adequate structural blocking or with the included WingIts® Fasteners.
RECOMMENDED INTEGRATION
For hollow wall construction, use WingIts® Fasteners (included).


WRIGS14_SpecSheet_20140702

WINGITS®



INCLUDED HARDWARE

Comes with 2 FREE **WingIts®** Fasteners.
The World's Strongest Fasteners™
for Hollow Wall Construction



WINGITS® CONTOUR™

Rectangular Towel Rack

Model:
WCONTS


Part Numbers:

WCONTSPS24

Polished Finish

WCONTSSN24

Satin Finish



- Assembles As It Installs
- Welded Seamless 18/8 (304) Stainless Steel Construction
- Engineered for Durability
- Decorative, Low Maintenance Design
- No Blocking Required
- Includes 4 FREE **WingIts®** - the World's Strongest Fasteners™

MECHANICAL DATA

Height: 8.5" (21.6cm)

Width: 24" (61cm)

Depth: 10" (25.4cm)

PRODUCT COMPOSITION

18/8 (304) HeliArc welded stainless steel shelves. Cast brackets. Polished to a brilliant finish.

MODALITY

Use: Wall Installation.

INSTALLATION

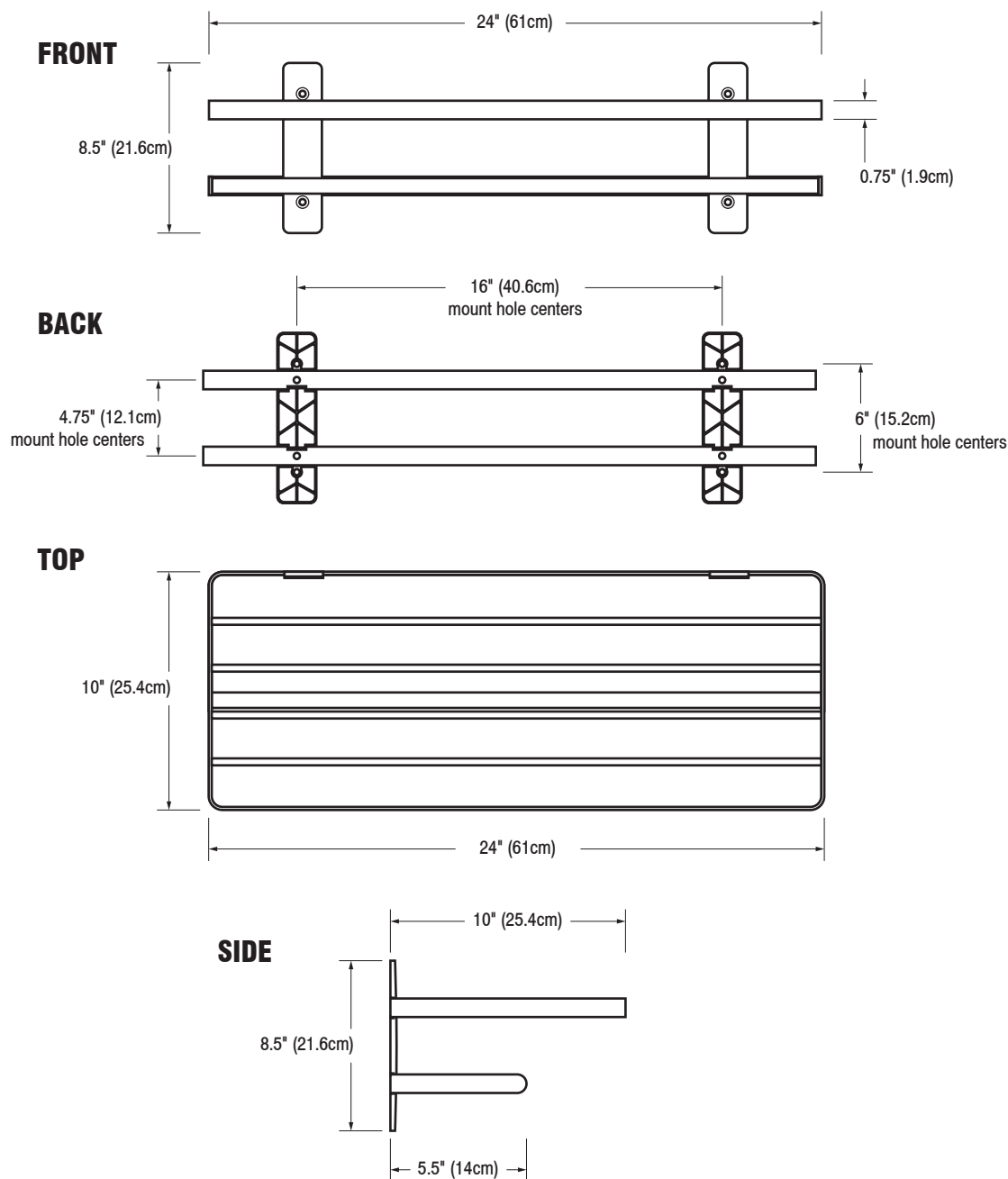
WingIts® MASTER Rack™ Towel Shelves must be installed into adequate structural blocking or with the **WingIts® Hollow Wall Anchors** (included).

RECOMMENDED INTEGRATION

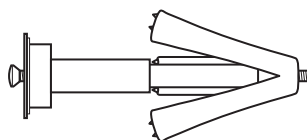
For hollow wall construction, install with **WingIts® Hollow Wall Anchors** (included).

WCONTS_SpecSheet_20140311_rev6

WINGITS®






INCLUDED HARDWARE



WingIts® Master Anchor™ Standard Hollow Wall Anchor
(MAW35) with Oval Head Screw #8-32 x 3.5" S/S
x 4

WINGITS® MASTER™ Baskets

The World's Strongest Baskets



WINGITS® MASTER™ Series

8" Wire Corner Basket

Model:
WCB2

Part Numbers:


WCB2PS8

Polished Finish

WCB2SN8

Satin Finish

Stainless steel screws are included to install into adequate structural blocking.



Contemporary design combines with structural durability resulting in the World's Strongest Bath Accessories™ which features:

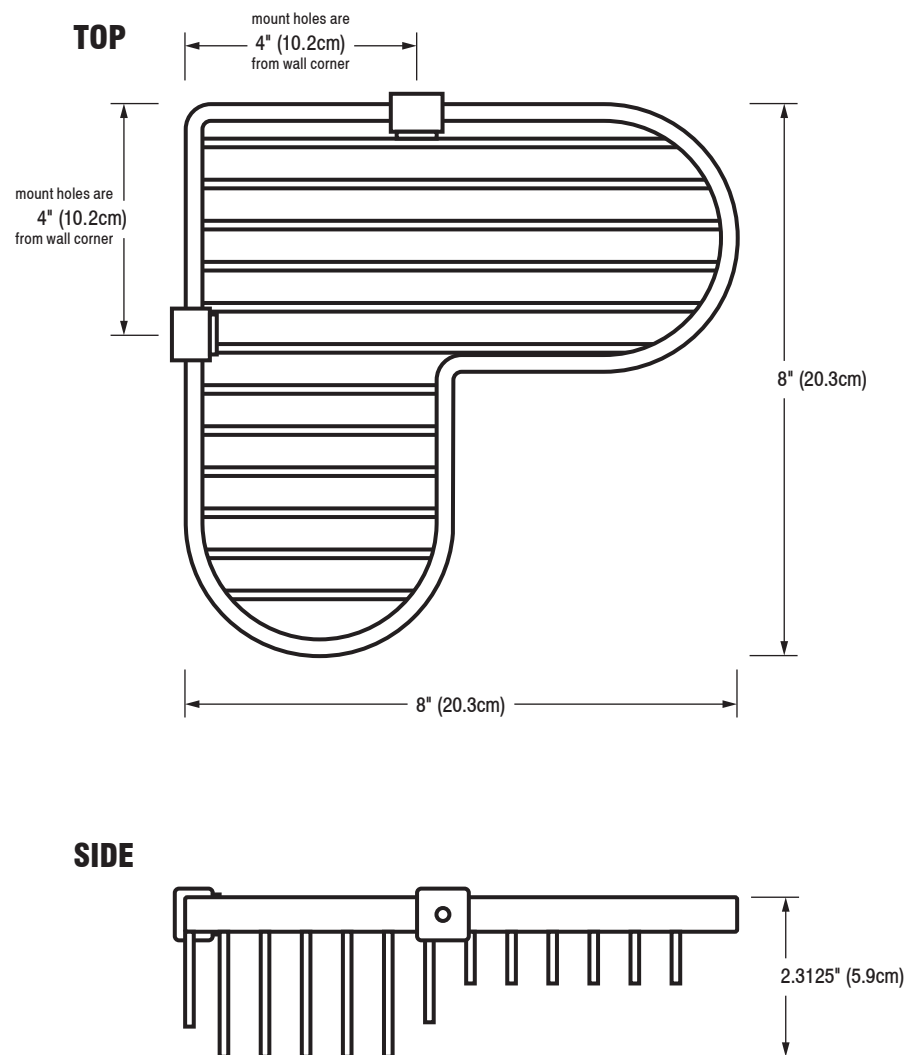
- Unparalleled strength
- Beauty
- Functionality
- Durability
- No maintenance

18/8 (304) HeliArc welded stainless steel. Polished and triple coated for an unmatched luster.

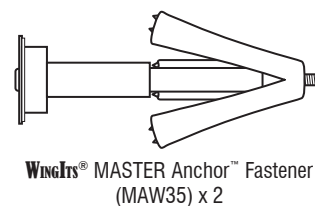
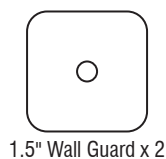
MECHANICAL DATA	
Height: 2.3125" (5.9cm)	Weight: 1.2 lbs. (0.5kg)
Width: 8" (20.3cm)	
Depth: 8" (20.3cm)	
PRODUCT COMPOSITION	
Entire product is 18/8 (304) stainless steel.	
MODALITY	
Use: Wall Installation.	
INSTALLATION	
WingIts® MASTER™ Series 8" Wire Corner Baskets are designed to be installed into adequate structural blocking or with WingIts® MASTER Anchor™ Fasteners (MAW35) .	
RECOMMENDED INTEGRATION	
For hollow wall construction, it is recommended that WingIts® MASTER Anchor™ Fasteners (MAW35) are used with this product.	

WCB2PS8_SpecSheet_20140331_rev4

WINGITS®



INCLUDED HARDWARE



WINGITS®

MASTER Basket™

World's Strongest Baskets™

Features / Benefits


- 18/8 (304) Stainless Steel Construction
- Engineered For Durability
- Installation - No Blocking Required, Installs In Minutes, Lasts a Lifetime
- Available In Polished or Satin Finishes
- Concealed Screws, Decorative Design
- Includes 2 FREE MASTER Anchors™ - World's Strongest Fastener™ for Guaranteed Installation

Specifications


ITEM NO.	SIZE	FINISH
WCBPS6	6"	Polished
WCBSN6	6"	Satin
WRBPS8	8"	Polished
WRBSN8	8"	Satin



Corner Basket



Rectangular Basket



Includes: MASTER Anchor™ MAW35 Standard Hollow Wall Anchor

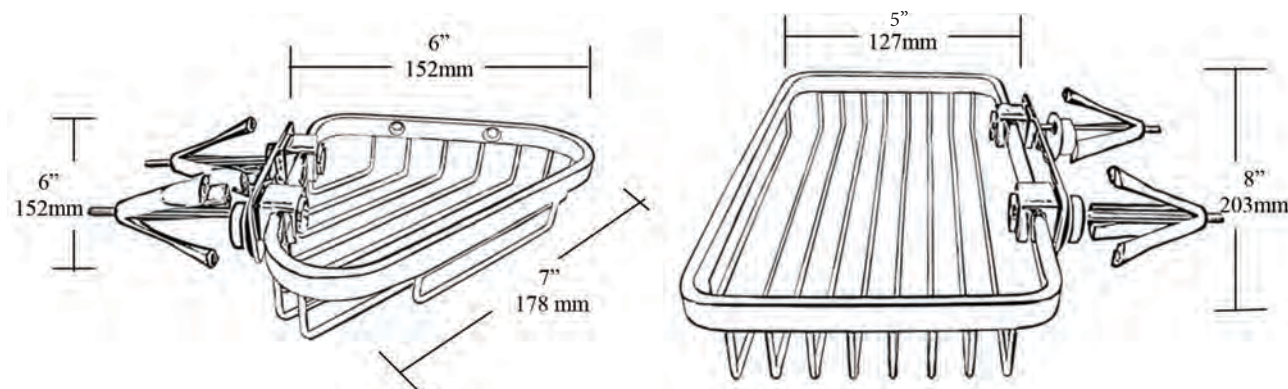
- World's Strongest Fastener™ Never Loosens
- Installs in Hollow Walls in Minutes
- Uses 8-32 x 3 1/2" Stainless Steel screws
- Water-resistant and Fire-retardant
- Install with our APACHE200™ WA200GT34 3/4" Drill Bit or a standard 3/4" Drill Bit



Bradley Beach, NJ USA • Toll Free: 877-894-6448
www.wingits.com • sales@wingits.com

WINGITS®

MASTER Basket™ Details



INSTALLED DIMENSIONS	PROJECTION OFF WALL	WIDTH	DEPTH
Corner Basket	6" (152 mm)	6" (152 mm)	1.5" (38 mm)
Rectangular Basket	5" (127 mm)	8" (203 mm)	1.5" (38 mm)

MASTER Basket™ Materials

Wall Flange	1/16" (1.6 mm) stamped stainless steel plate
Mount Bracket	Cast stainless steel bracket and insert cap with rubber gasket, to seal in the mounting screw
Structural Rim	1/2" (12.5 mm), stainless steel, thickness 0.25" (6.25 mm). Structural rim runs complete length of basket perimeter.
Finish	Stainless steel is polished to a chrome mirror appearance

MASTER Anchor™ Materials

Screws	8-32 x 3.5" stainless steel machine screw
Faceplates and Wings	Fire retardant structurally engineered plastics
Tape	3M double sided watertight tape

Specifications

Installation	Install the MASTER Basket™ with the supplied MASTER Anchors™ WINGITS®
MASTER Anchors™	WCBS6 (6"), WCBSN6 (6") or WRBPS8(8"), WRBSN8(8")

Installation of the MASTER Basket™ with the MASTER Anchor™ is GUARANTEED!



714 Fifth Avenue, PO Box 97, Bradley Beach, NJ 07720 USA
Toll Free: 877-894-6448 • Phone: 732-869-4466 • Fax: 732-869-9474
www.wingits.com • sales@wingits.com

W8-01222013

WINGITS® MASTER Rack

Structural Towel Rack


Model:
WMR

WMRBS18
18" TOWEL RACK WITH
POLISHED STAINLESS STEEL FINISH

WMRSN18
18" TOWEL RACK WITH
SATIN STAINLESS STEEL FINISH

WMRBS24
24" TOWEL RACK WITH
POLISHED STAINLESS STEEL FINISH

WMRSN24
24" TOWEL RACK WITH
SATIN STAINLESS STEEL FINISH



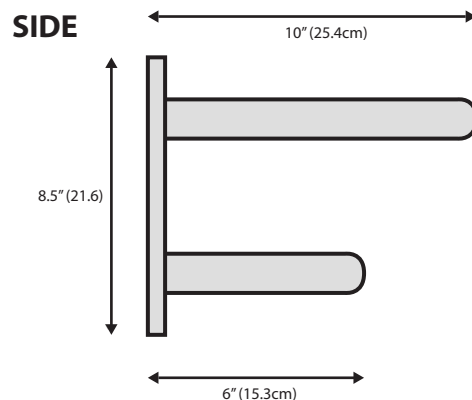
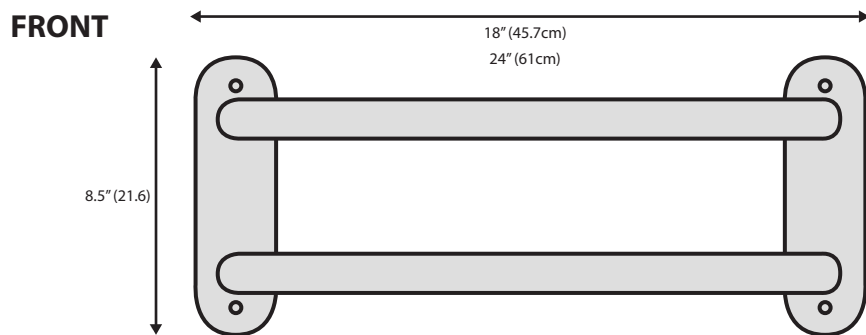
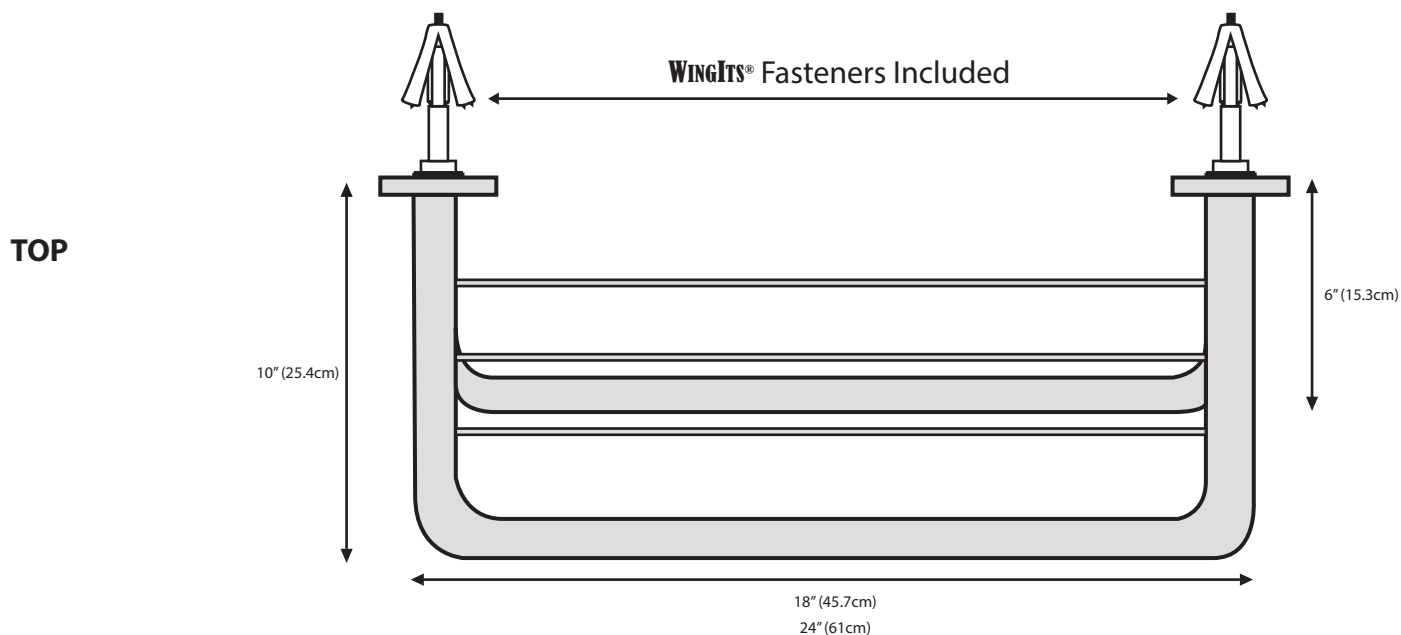
Contemporary design combines with structural durability resulting in the World's Strongest Bath Accessories™ which features:

- Reinforced Stainless Steel Construction
- Rated up to 100 lbs
- Unparalleled strength
- Beauty
- Functionality
- Durability
- No maintenance

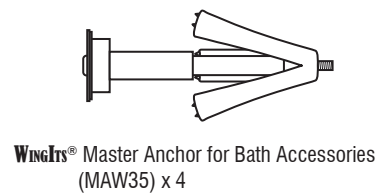


MECHANICAL DATA
Height: 8.5" (21.6cm)
Length: 18" (45.7CM) 24" (61CM)
Projection: 10" (25.4cm)
PRODUCT COMPOSITION
Reinforced Stainless Steel.
MODALITY
Use: Hollow wall installation included with Master Anchors
INSTALLATION
WingIts® MASTER Racks are designed to be installed into adequate structural blocking or with WingIts® Fasteners (Included).
RECOMMENDED INTEGRATION
It is recommended that WingIts® Master Anchors for Master Rack Bath Accessories (MAW35) is used with this product.

WINGITS®




INCLUDED HARDWARE



WINGITS® FOOT RESTS

[Return to Table of Contents](#)

Structural, sleek, beautiful, everlasting design



WINGITS® WAVE™

Structural Corner Foot Rest

Model:
WFR66

Part Numbers:

WFR66PS
Polished Finish


WFR66SN
Satin Finish



Contemporary design combines with structural engineering resulting in a Foot Rest with:

- Structural 18/8 Stainless Steel with Rolled Edges
- Ergonomic Design for comfortable footing in all positions
- Bright Mirror and Satin Nickel Finishes standard
- Includes 3M Waterproof Tape, 100% Waterproof Installation
- Includes **2 FREE MASTER Anchors™ Super Duty MAWSD35** World's Strongest Fastener™ for Guaranteed Installation
- Requires Grab Bar(s) installation as hand-hold for stability

Note: Grab Bar **MUST** be used with FOOT REST for liability and safety issues



Plastic Anchor & Steel Screw



MECHANICAL DATA

Height: 1.8" (4.5cm)
Length: 6.5" (16.5cm)
Projection: 6" (15.25cm)

PRODUCT COMPOSITION

Entire product is 18/8 (304) stainless steel.

MODALITY

Use: Wall Installation.

INSTALLATION

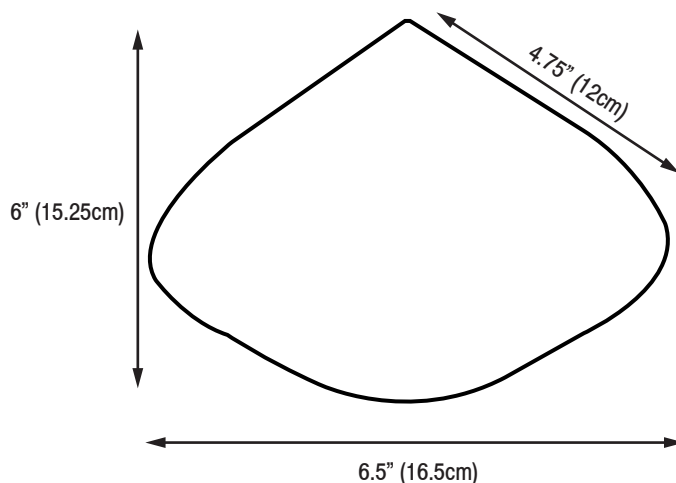
WingIts® WAVE™ Foot Rests are designed to be **installed into adequate structural blocking** or with **WingIts® MASTER Anchor™ Super Duty Fasteners (MAWSD35)**.

RECOMMENDED INTEGRATION

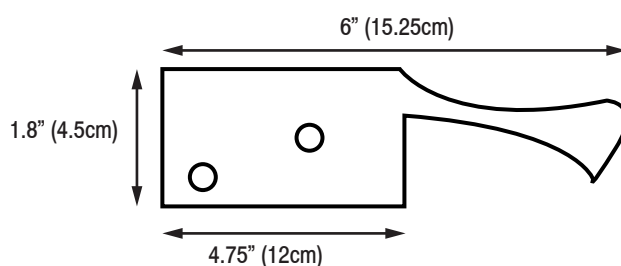
For hollow wall construction, it is recommended that **WingIts® MASTER Anchor™ Super Duty Fasteners for WAVE™** Foot Rests (MAWSD35) are used with this product.

WINGITS®

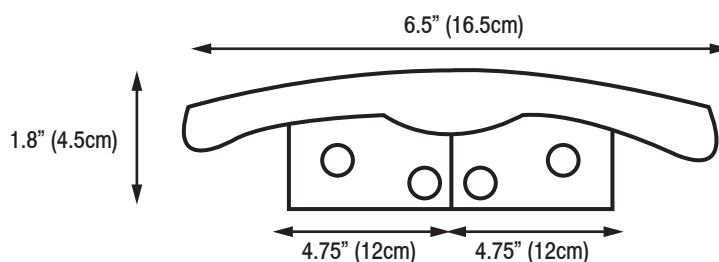
TOP



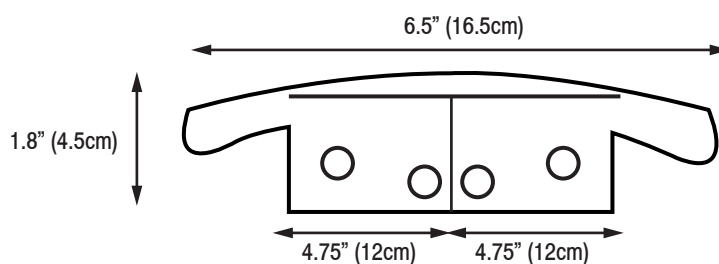
SIDE



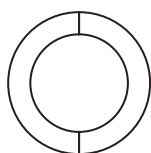
FRONT



BACK



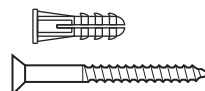
INCLUDED HARDWARE



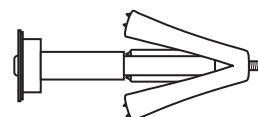
3M® Waterproof ME Tape x 2



S/S Screw for Blocking x 2



Plastic Anchor & S/S Screw x 2



WingItz® Master Anchor Super Duty for WAVE™
Bath Accessories (MAWSD35) x 2

WINGITS® WAVE™

Structural Flat Foot Rest

Model:
WFR74

Part Numbers:

WFR74PS

Polished Finish

WFR74SN

Satin Finish



Contemporary design combines with structural engineering resulting in a Foot Rest with:

- Structural 18/8 Stainless Steel with Rolled Edges
- Ergonomic Design for comfortable footing in all positions
- Bright Mirror and Satin Nickel Finishes standard
- Includes 3M Waterproof Tape, 100% Waterproof Installation
- Includes **2 FREE MASTER Anchors™ Super Duty MAWSD35** World's Strongest Fastener™ for Guaranteed Installation
- Requires Grab Bar(s) installation as hand-hold for stability



Note: Grab Bar **MUST** be used with FOOT REST for liability and safety issues

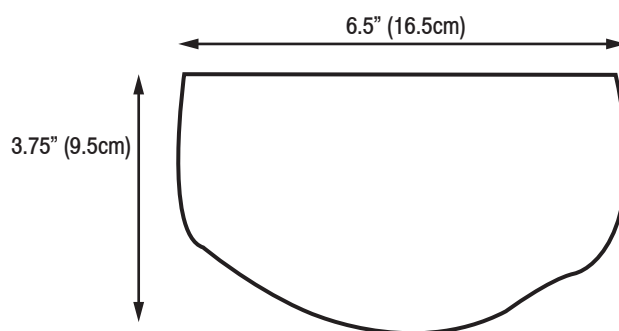


MECHANICAL DATA
Height: 1.8" (4.5cm)
Length: 6.5" (16.5cm)
Projection: 3.75" (9.5cm)
PRODUCT COMPOSITION
Entire product is 18/8 (304) stainless steel.
MODALITY
Use: Wall Installation.
INSTALLATION
Wingits® WAVE™ Foot Rests are designed to be installed into adequate structural blocking or with Wingits® MASTER Anchor™ Super Duty Fasteners (MAWSD35) .
RECOMMENDED INTEGRATION
For hollow wall construction, it is recommended that Wingits® MASTER Anchor™ Super Duty Fasteners for WAVE™ Foot Rests (MAWSD35) are used with this product.

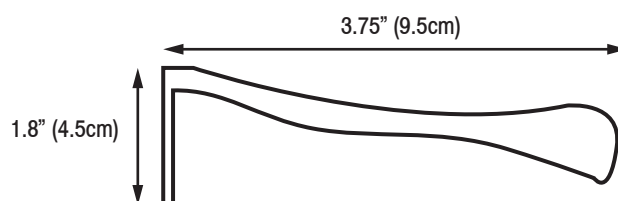
WFR74_SpecSheet_20140916

WINGITS®

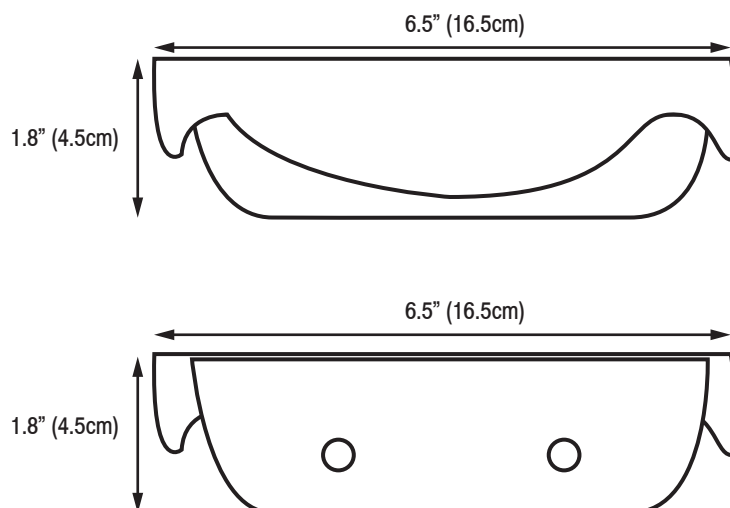
TOP



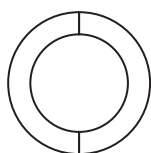
SIDE



FRONT



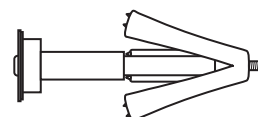
INCLUDED HARDWARE



3M® Waterproof ME Tape x 2



S/S Screw for Blocking x 2



WingIts® Master Anchor Super Duty for WAVE™
Bath Accessories (MAWSD35) x 2

WINGITS® INFINITE Elegance™

Soap Dish / Foot Rest

Model:

WIESDFRC8

Part Numbers:

WIESDFRC8PS

8" Polished Finish

WIESDFRC8SN

8" Satin Finish



Contemporary design combines with structural durability resulting in the World's Strongest Bath Accessories™ featuring:

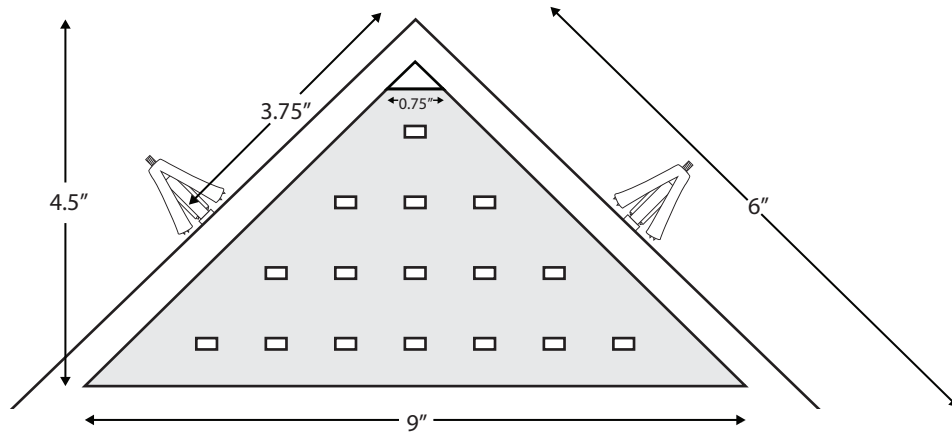
- Structural Stainless Steel
- Beauty-Functionality-Durability
- No lines for dirt to collect - maintenance free
- Unparalleled strength
- Includes 2 FREE MASTER™ Anchors - for Guaranteed Installation
- Includes 3M® waterproof tape

MECHANICAL DATA
Height: 1.25" Width: 9" Diameter: 4.5"
PRODUCT COMPOSITION
Entire product is HeliArc welded 18/8 (304) stainless steel.
MODALITY
USE: Watertight Wall Installation.
INSTALLATION
WingIts® INFINITE™ Elegance Soap Dish/Foot Rest is designed to be installed into adequate structural blocking or with WingIts® Fasteners (MAW35).
RECOMMENDED INTEGRATION
For hollow wall construction, use WingIts® Fasteners (MAW35).

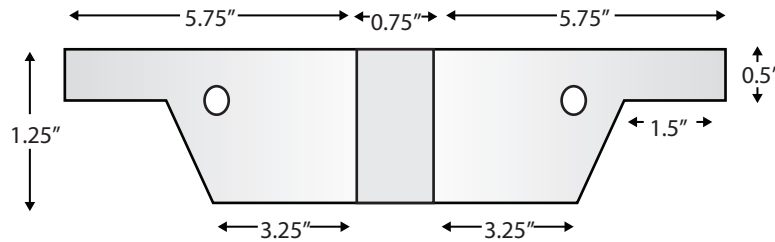
WINGITS®

Install **WINGITS®** Fasteners 3.75" from wall corner

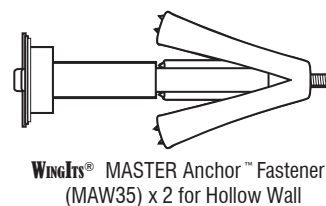
TOP



BACK



INCLUDED HARDWARE



WINGITS® Tubular Corner Foot Rest

Peened

Model:

WFRTC

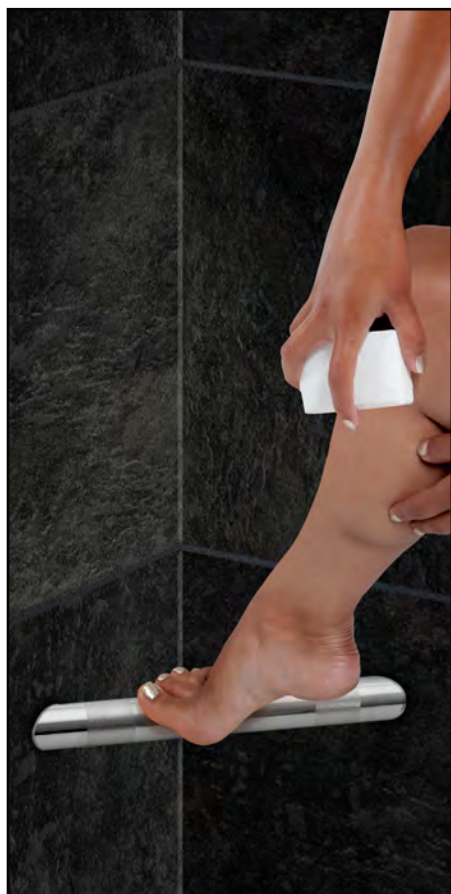
Part Numbers:

WFRTC8PSPE

8" Polished
Peened Finish

WFRTC8SNPE

8" Satin
Peened Finish



Contemporary design combines with structural durability resulting in the World's Strongest Foot Rest with:

- Structural Stainless Steel
- Beauty-Functionality-Durability
- No lines for dirt to collect - maintenance free
- Unparalleled strength
- Anti-Slip Grip
- Includes 2 FREE MASTER™ Anchors - for Guaranteed Installation

MECHANICAL DATA

Length: 8" (20.3cm)
Projection: 8" (20.3cm)
Height: 1.25" (3.175cm)

PRODUCT COMPOSITION

Entire product is stainless steel.

MODALITY

Use: Watertight wall installation.

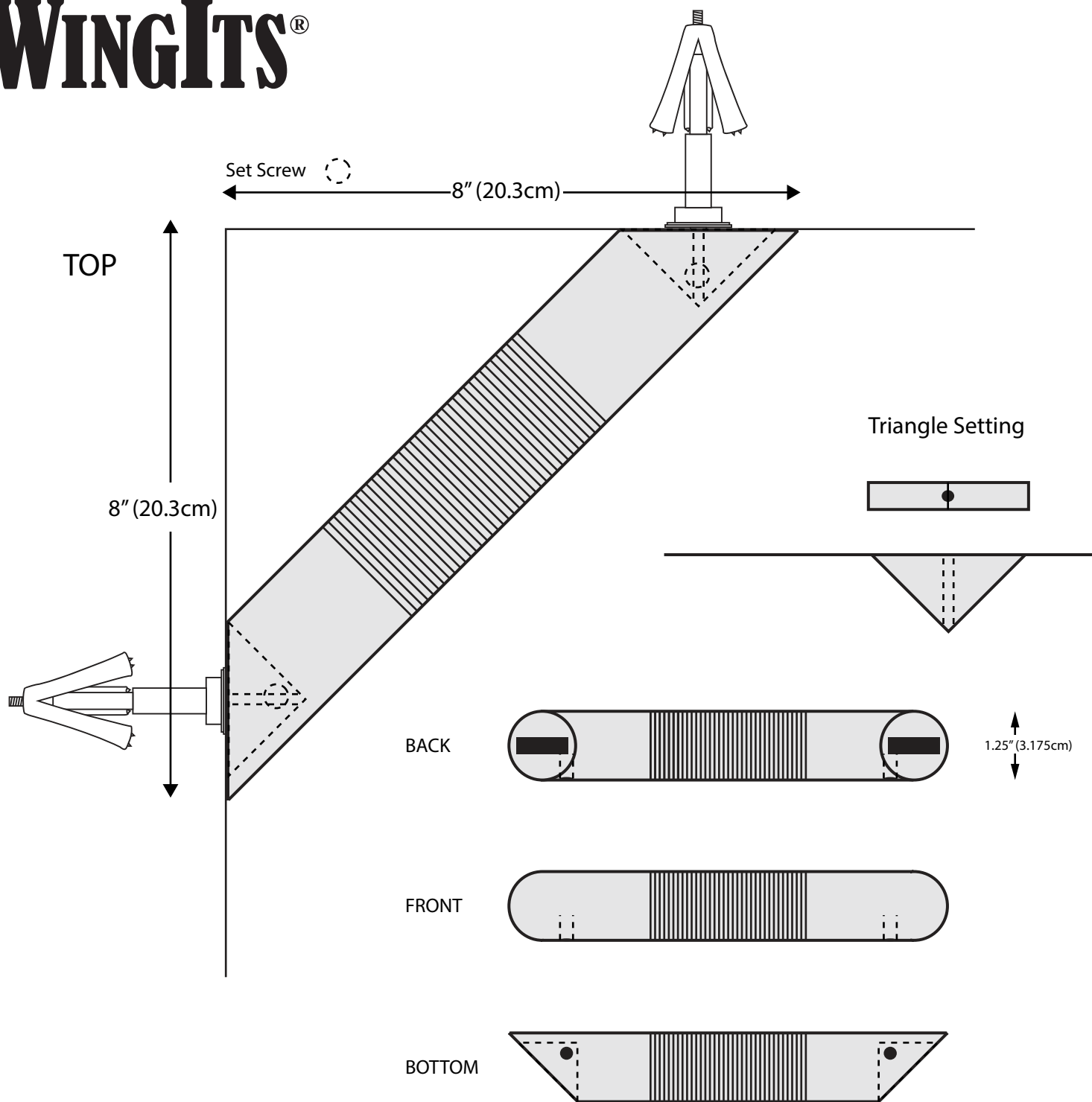
INSTALLATION

WingIts® Tubular Corner Foot Rest is designed to be installed into adequate structural blocking or with **WingIts®** Fasteners (MAW35).

RECOMMENDED INTEGRATION

For hollow wall construction, use **WingIts®** Fasteners (MAW35).

WINGITS®

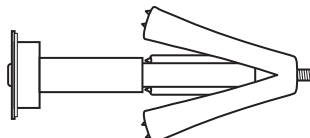


INCLUDED HARDWARE

 S/S Screw for Blocking x 2

 Allen Wrench x 1

 Set Screw x 2

 Wingits® MASTER Anchor™ Fastener (MAW35) x 2 for Hollow Wall

WINGITS® FORZA™ Floating Shelves

[Return to Table of Contents](#)

Structural, sleek, beautiful, everlasting design



WINGITS® FLOATING Shelf™

Structural *Beveled* Floating Wood Shelf

Model:
WBFS

Part Numbers:
WBFSWH1608
Mica Laminated White Finish



Contemporary design combines with structural refinements to create a Floating Shelf with:

- Unparalleled strength
- Beauty-Functionality-Durability
- No visible joint lines (seamless design)
- Includes WingIts Fastening Systems



MECHANICAL DATA

Height: 2" (5cm)
Length: 16" (40cm)
Projection: 8" (20cm)

PRODUCT COMPOSITION

MICA Laminated Wood with Hardwood Structure

MODALITY

Use: Use in horizontal position.

INSTALLATION

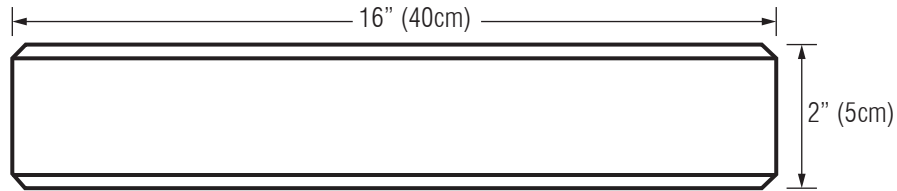
WingIts® Floating Shelves are designed to be **installed into adequate structural blocking** or with optional **WingIts®** Fasteners (included).

RECOMMENDED INTEGRATION

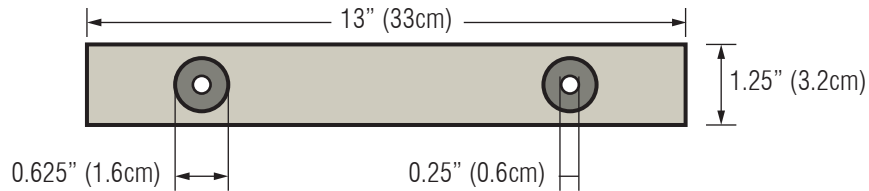
It is recommended that **WingIts®** Master Anchors for Floating Shelf™ (MAW35) is used with this product.

WINGITS®

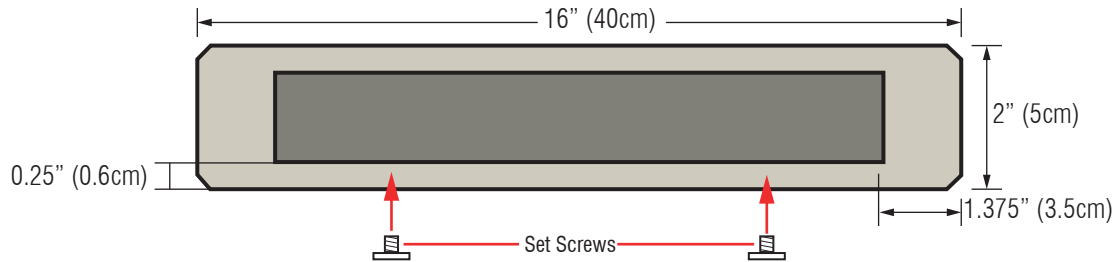
FRONT



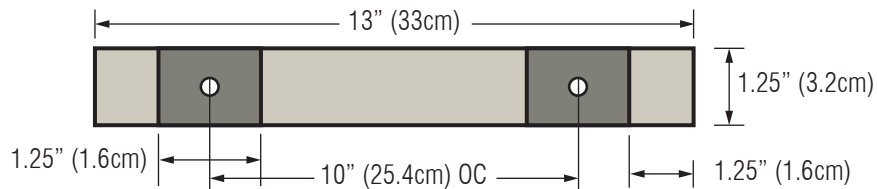
CONNECTING BLOCK FRONT



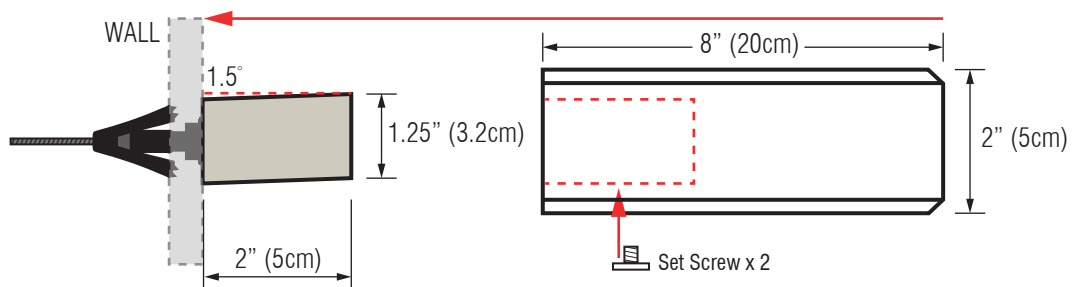
BACK



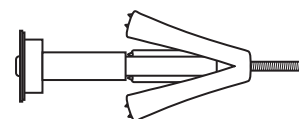
CONNECTING BLOCK BACK



SIDE



INCLUDED HARDWARE



Wingits® Master Anchor for Floating Shelf™
(MAW35) x 2

WINGITS® FLOATING Shelf™

Structural Floating Wood Shelf

Model:
WFS

Part Numbers:

WFSWH1608

Mica Laminated White Finish



Contemporary design combines with structural refinements to create a Floating Shelf with:

- Unparalleled strength
- Beauty-Functionality-Durability
- No visible joint lines (seamless design)
- Includes WingIts Fastening Systems

MECHANICAL DATA

Height: 2" (5cm)

Length: 16" (40cm)

Projection: 8" (20cm)

PRODUCT COMPOSITION

MICA Laminated Wood with Hardwood Structure

MODALITY

Use: Use in horizontal position.

INSTALLATION

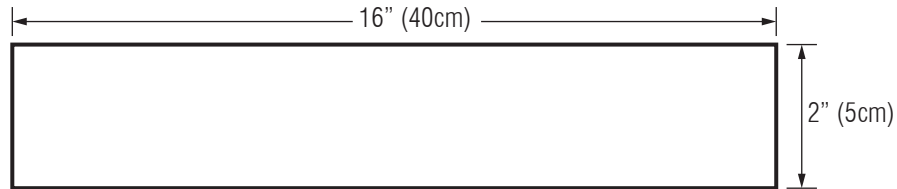
WingIts® Floating Shelves are designed to be **installed into adequate structural blocking** or with optional **WingIts®** Fasteners (included).

RECOMMENDED INTEGRATION

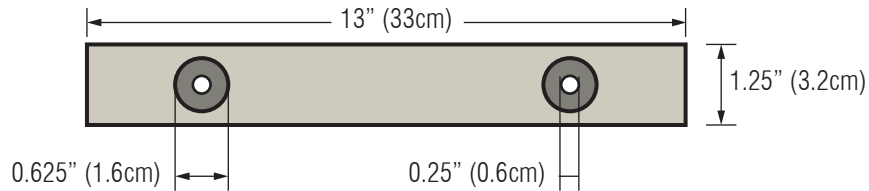
It is recommended that **WingIts®** Master Anchors for Floating Shelf™ (MAW35) is used with this product.

WINGITS®

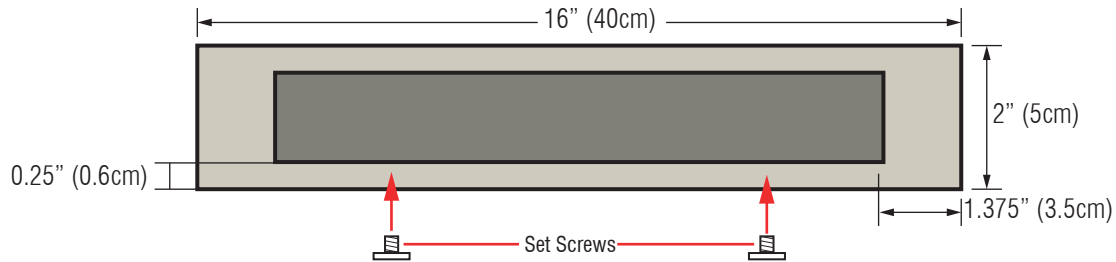
FRONT



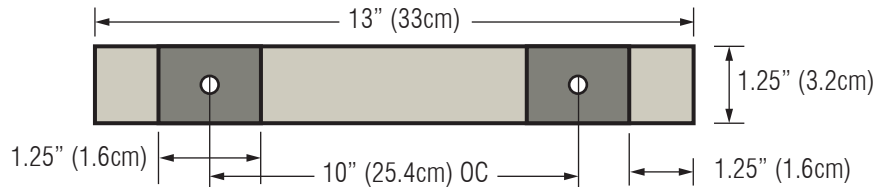
CONNECTING BLOCK FRONT



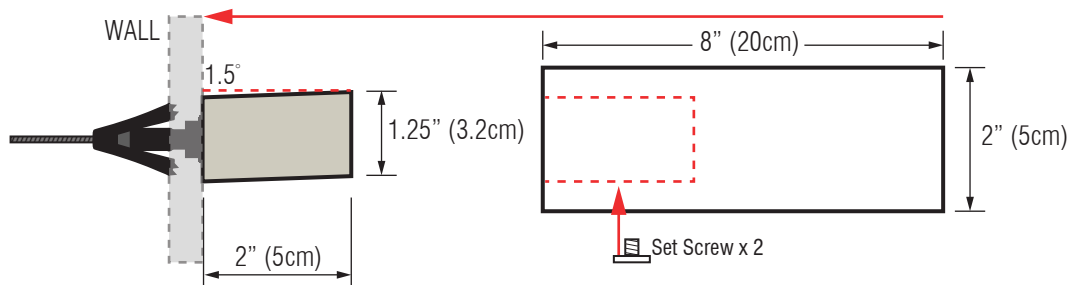
BACK



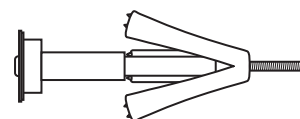
CONNECTING BLOCK BACK



SIDE



INCLUDED HARDWARE





WingIts® Master Anchor for Floating Shelf™
(MAW35) x 2

WINGITS® Grab Bars

[Return to Table of Contents](#)

Rated up to 800 lbs



WINGITS® PREMIUM™

Stainless Steel Grab Bar

Model:
WGB5

Part Numbers:

WGB5PS12 12" Polished Finish	WGB5SS12 12" Satin Finish
WGB5PS16 16" Polished Finish	WGB5SS16 16" Satin Finish
WGB5PS18 18" Polished Finish	WGB5SS18 18" Satin Finish
WGB5PS24 24" Polished Finish	WGB5SS24 24" Satin Finish
WGB5PS30 30" Polished Finish	WGB5SS30 30" Satin Finish
WGB5PS32 32" Polished Finish	WGB5SS32 32" Satin Finish
WGB5PS36 36" Polished Finish	WGB5SS36 36" Satin Finish
WGB5PS42 42" Polished Finish	WGB5SS42 42" Satin Finish
WGB5PS48 48" Polished Finish	WGB5SS48 48" Satin Finish



- All parts are Stainless Steel - tubing is 18-gauge (1.2mm)
- Mounting Flanges are 3" (75mm) in diameter, 3/32" (2.5mm) thick, HeliArc welded to the tubing. Mounting Flanges have 5 holes for attachment to WINGITS or adequate blocking.
- Snap-On Flange Covers are 22 gauge (0.8mm) drawn stainless steel, 3" (76mm) in diameter and 3/8" (10mm) in height.
- Provide 1-1/2" (38mm) clearance from wall.

MECHANICAL DATA

Width: See product part number for width. Complete length of Grab Bar is usable surface.
Diameter: 1.25" (3.2cm)

PRODUCT COMPOSITION

Entire product is stainless steel.

MODALITY

Use: Wall Installation.
Load Capability: 800 lbs (362.9kg)

INSTALLATION

WingIts® PREMIUM™ Structural Stainless Steel Grab Bars are designed to hold live loads and **must be installed into adequate structural blocking** or with **WingIts®** Grab Bar Fasteners

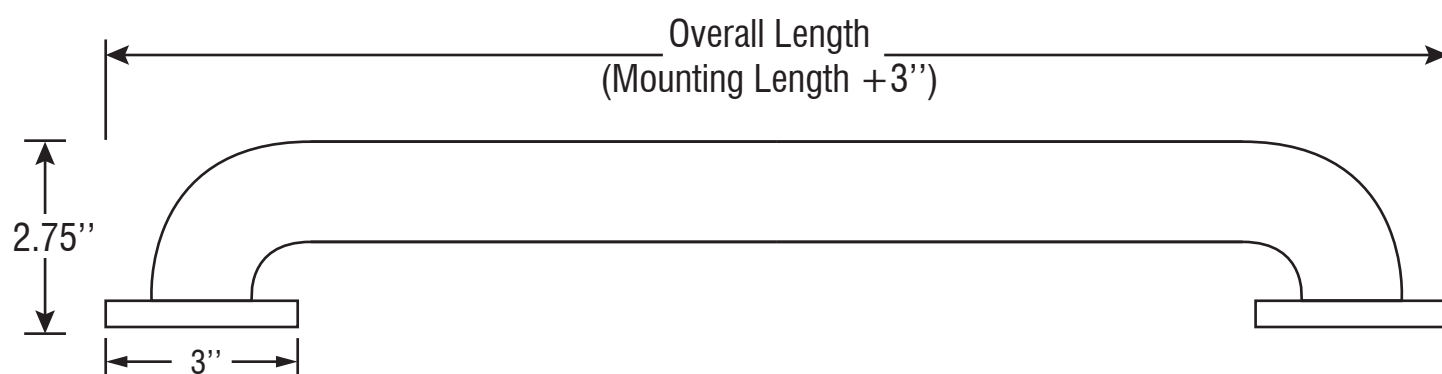
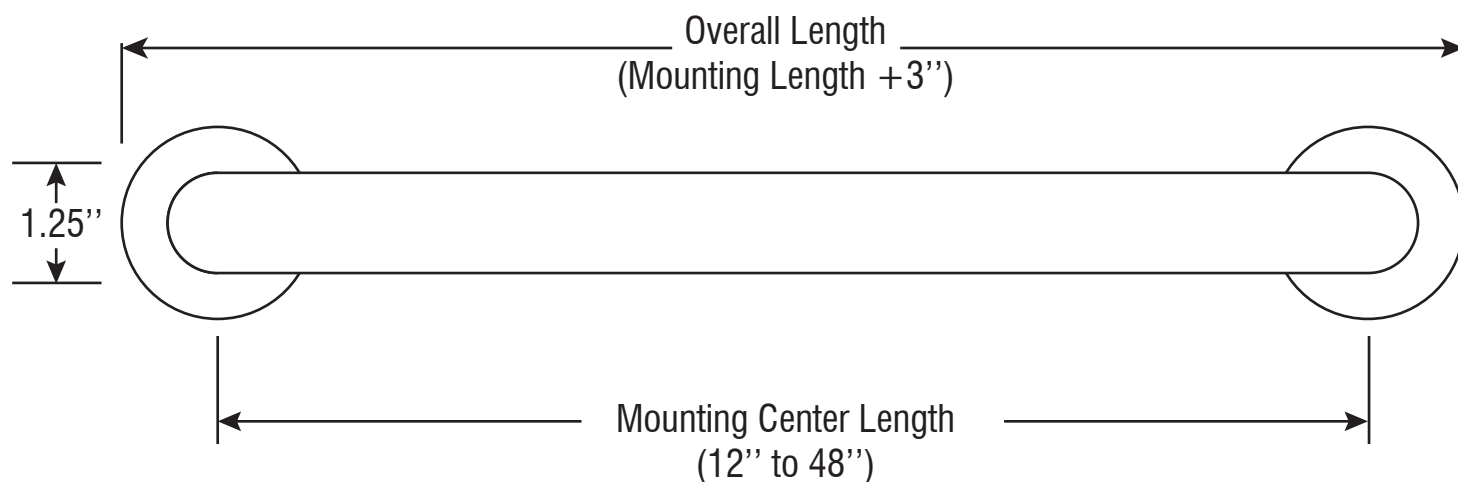
CERTIFICATIONS

WingIts® PREMIUM™ Structural Stainless Steel Grab Bars meet or exceed the applicable requirements of all building codes, ADA criteria, and 2010 ADAAG and 2009 ANSI standards.

RECOMMENDED INTEGRATION

For hollow wall construction, it is recommended that **WingIts®** Grab Bar Fasteners are used with this product. See Fastener instructions for applications.

WINGITS®




Holes - 1/4"
Slots - 1/4" x 1/2"
(used when installing with
the WINGITS® Grab Bar
Fastening System)

Bolt Circle is 2.3125"


Grab Bar
Mounting Flange

Grab Bar Tube



Wingits™

Snap-on Cover



INCLUDED HARDWARE



Stainless Steel Screws x 6

OPTIONAL HARDWARE

(Sold Separately)



Grab Bar Wingits (GBW40) x 2



Reverse Grab Bar Wingits (SRGBW40) x 2



RES Wingits (RESGBW35) x 2


WINGITS® PREMIUM™

Stainless Steel Grab Bar – Knurled

Model:
WGB5KN

Part Numbers:

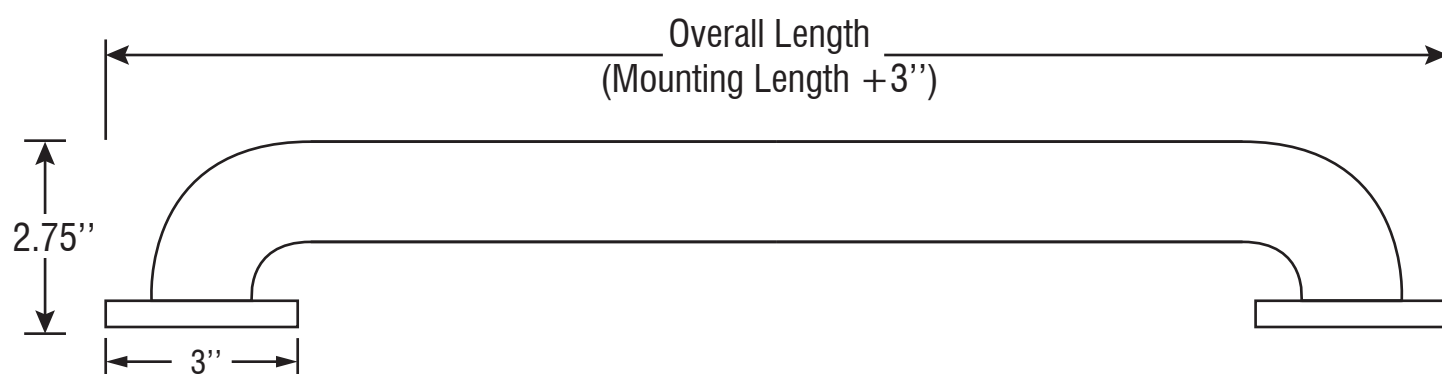
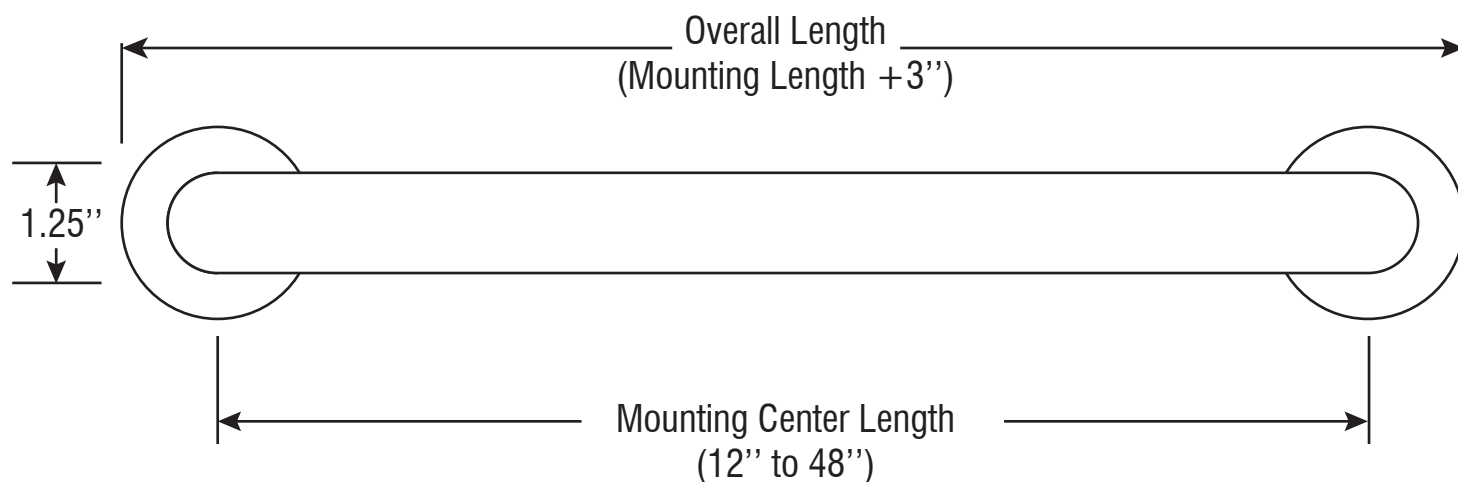
WGB5PSKN12 12" Polished Finish	WGB5SSKN12 12" Satin Finish
WGB5PSKN16 16" Polished Finish	WGB5SSKN16 16" Satin Finish
WGB5PSKN18 18" Polished Finish	WGB5SSKN18 18" Satin Finish
WGB5PSKN24 24" Polished Finish	WGB5SSKN24 24" Satin Finish
WGB5PSKN30 30" Polished Finish	WGB5SSKN30 30" Satin Finish
WGB5PSKN32 32" Polished Finish	WGB5SSKN32 32" Satin Finish
WGB5PSKN36 36" Polished Finish	WGB5SSKN36 36" Satin Finish
WGB5PSKN42 42" Polished Finish	WGB5SSKN42 42" Satin Finish
WGB5PSKN48 48" Polished Finish	WGB5SSKN48 48" Satin Finish



- All parts are Stainless Steel - tubing is 18-gauge (1.2mm)
- Mounting Flanges are 3" (75mm) in diameter, 3/32" (2.5mm) thick, HeliArc welded to the tubing. Mounting Flanges have 5 holes for attachment to WINGITS or adequate blocking.
- Snap-On Flange Covers are 22 gauge (0.8mm) drawn stainless steel, 3" (76mm) in diameter and 3/8" (10mm) in height.
- Provide 1-1/2" (38mm) clearance from wall.
- Anti-Slip Grab Bar

MECHANICAL DATA
Width: See product part number for width. Complete length of Grab Bar is usable surface. Diameter: 1.25" (3.2cm)
PRODUCT COMPOSITION
Entire product is stainless steel.
MODALITY
Use: Wall Installation. Load Capability: 800 lbs (362.9kg)
INSTALLATION
WingIts® PREMIUM™ Structural Stainless Steel Grab Bars are designed to hold live loads and must be installed into adequate structural blocking or with WingIts® Grab Bar Fasteners
CERTIFICATIONS
WingIts® PREMIUM™ Structural Stainless Steel Grab Bars meet or exceed the applicable requirements of all building codes, ADA criteria, and 2010 ADAAG and 2009 ANSI standards.
RECOMMENDED INTEGRATION
For hollow wall construction, it is recommended that WingIts® Grab Bar Fasteners are used with this product. See Fastener instructions for applications.

WINGITS®




Holes - 1/4"
Slots - 1/4" x 1/2"
(used when installing with
the WINGITS® Grab Bar
Fastening System)

Bolt Circle is 2.3125"


Grab Bar
Mounting Flange

Grab Bar Tube



Wingits™

Snap-on Cover



INCLUDED HARDWARE



Stainless Steel Screws x 6

OPTIONAL HARDWARE

(Sold Separately)



Grab Bar Wingits (GBW40) x 2



Reverse Grab Bar Wingits (SRGBW40) x 2



RES Wingits (RESGBW35) x 2

WINGITS® PREMIUM™

Stainless Steel Grab Bar - Peened

Model:
WGB5PE

Part Numbers:

WGB5PSPE12 12" Polished Finish	WGB5SSPE12 12" Satin Finish
WGB5PSPE16 16" Polished Finish	WGB5SSPE16 16" Satin Finish
WGB5PSPE18 18" Polished Finish	WGB5SSPE18 18" Satin Finish
WGB5PSPE24 24" Polished Finish	WGB5SSPE24 24" Satin Finish
WGB5PSPE30 30" Polished Finish	WGB5SSPE30 30" Satin Finish
WGB5PSPE32 32" Polished Finish	WGB5SSPE32 32" Satin Finish
WGB5PSPE36 36" Polished Finish	WGB5SSPE36 36" Satin Finish
WGB5PSPE42 42" Polished Finish	WGB5SSPE42 42" Satin Finish
WGB5PSPE48 48" Polished Finish	WGB5SSPE48 48" Satin Finish



- All parts are Stainless Steel - tubing is 18-gauge (1.2mm)
- Mounting Flanges are 3" (75mm) in diameter, 3/32" (2.5mm) thick, HeliArc welded to the tubing. Mounting Flanges have 5 holes for attachment to WINGITS or adequate blocking.
- Snap-On Flange Covers are 22 gauge (0.8mm) drawn stainless steel, 3" (76mm) in diameter and 3/8" (10mm) in height.
- Provide 1-1/2" (38mm) clearance from wall.
- Anti-Slip Grab Bar

MECHANICAL DATA

Width: See product part number for width. Complete length of Grab Bar is usable surface.
Diameter: 1.25" (3.2cm)

PRODUCT COMPOSITION

Entire product is stainless steel.

MODALITY

Use: Wall Installation.
Load Capability: 800 lbs (362.9kg)

INSTALLATION

WingIts® PREMIUM™ Structural Stainless Steel Grab Bars are designed to hold live loads and **must be installed into adequate structural blocking** or with **WingIts®** Grab Bar Fasteners

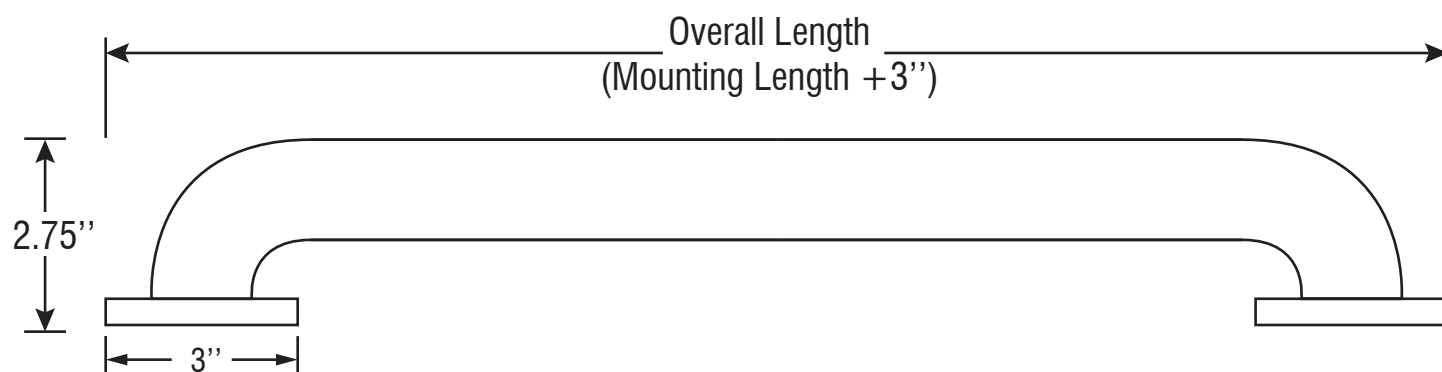
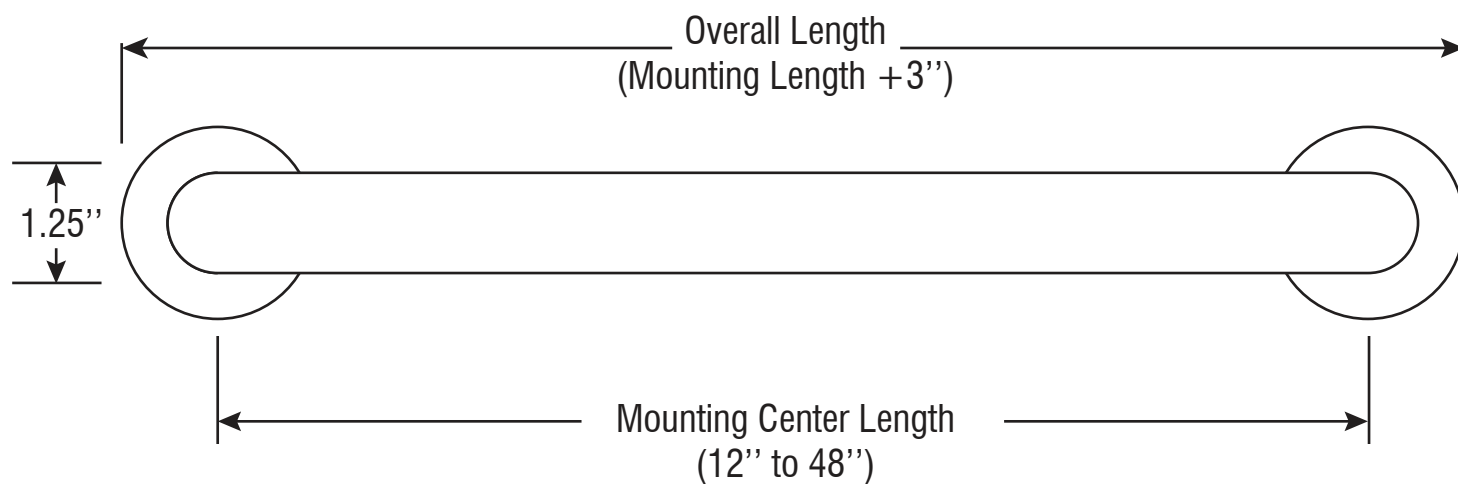
CERTIFICATIONS

WingIts® PREMIUM™ Structural Stainless Steel Grab Bars meet or exceed the applicable requirements of all building codes, ADA criteria, and 2010 ADAAG and 2009 ANSI standards.

RECOMMENDED INTEGRATION

For hollow wall construction, it is recommended that **WingIts®** Grab Bar Fasteners are used with this product. See Fastener instructions for applications.

WINGITS®




Holes - 1/4"
Slots - 1/4" x 1/2"
(used when installing with
the WINGITS® Grab Bar
Fastening System)

Bolt Circle is 2.3125"


Grab Bar
Mounting Flange

Grab Bar Tube



Wingits™

Snap-on Cover



INCLUDED HARDWARE



Stainless Steel Screws x 6

OPTIONAL HARDWARE

(Sold Separately)



Grab Bar Wingits (GBW40) x 2



Reverse Grab Bar Wingits (SRGBW40) x 2



RES Wingits (RESGBW35) x 2

WINGITS® PREMIUM™

Superior Poly-Painted

Model:
WGB5YS

Part Numbers:

WGB5YS12

12" Painted Finish

WGB5YS16

16" Painted Finish

WGB5YS18

18" Painted Finish

WGB5YS24

24" Painted Finish

WGB5YS30

30" Painted Finish

WGB5YS32

32" Painted Finish

WGB5YS36

36" Painted Finish

WGB5YS42

42" Painted Finish

WGB5YS48


48" Painted Finish



- All parts are Stainless Steel - tubing is 18-gauge (1.2mm)
- Mounting Flanges are 3" (75mm) in diameter, 3/32" (2.5mm) thick, HeliArc welded to the tubing. Mounting Flanges have 5 holes for attachment to WINGITS or adequate blocking.
- Snap-On Flange Covers are 22 gauge (0.8mm) drawn stainless steel, 3" (76mm) in diameter and 3/8" (10mm) in height.
- Provide 1-1/2" (38mm) clearance from wall.

MECHANICAL DATA
Width: See product part number for width. Complete length of Grab Bar is usable surface. Diameter: 1.25" (3.2cm)
PRODUCT COMPOSITION
Entire product is stainless steel.
MODALITY
Use: Wall Installation. Load Capability: 800 lbs (362.9kg)
INSTALLATION
WingIts® PREMIUM™ Structural Stainless Steel Grab Bars are designed to hold live loads and must be installed into adequate structural blocking or with WingIts® Grab Bar Fasteners
CERTIFICATIONS
WingIts® PREMIUM™ Structural Stainless Steel Grab Bars meet or exceed the applicable requirements of all building codes, ADA criteria, and 2010 ADAAG and 2009 ANSI standards.
RECOMMENDED INTEGRATION
For hollow wall construction, it is recommended that WingIts® Grab Bar Fasteners are used with this product. See Fastener instructions for applications.

WINGITS®



BONE




BISCUIT



OIL-RUBBED BRONZE


BLACK
OIL-RUBBED BRONZE


WHITE


.5" Cover
Height

WINGIT P/N	DIMENSION	DESCRIPTION
WGB5YS12zz	12" x 1.25	12" Polyester Paint Stainless Steel 1.25" OD Grab Bar
WGB5YS16zz	16" x 1.25	16" Polyester Paint Stainless Steel 1.25" OD Grab Bar
WGB5YS18zz	18" x 1.25	18" Polyester Paint Stainless Steel 1.25" OD Grab Bar
WGB5YS24zz	24" x 1.25	24" Polyester Paint Stainless Steel 1.25" OD Grab Bar
WGB5YS30zz	30" x 1.25	30" Polyester Paint Stainless Steel 1.25" OD Grab Bar
WGB5YS32zz	32" x 1.25	32" Polyester Paint Stainless Steel 1.25" OD Grab Bar
WGB5YS36zz	36" x 1.25	36" Polyester Paint Stainless Steel 1.25" OD Grab Bar
WGB5YS42zz	42" x 1.25	42" Polyester Paint Stainless Steel 1.25" OD Grab Bar
WGB5YS48zz	48" x 1.25	48" Polyester Paint Stainless Steel 1.25" OD Grab Bar

Options For Polyester Paint "zz" (Finish): BO = BONE, BI = BISCUIT, ORB = OIL RUBBED BRONZE, BLKORB = BLACK OIL RUBBED BRONZE, WH = WHITE

Holes - 1/4"
Slots - 1/4" x 1/2"
(used when installing with
the WINGITS® Grab Bar
Fastening System)

Bolt Circle is 2.3125"

Grab Bar
Mounting Flange

Grab Bar Tube



INCLUDED HARDWARE



Stainless Steel Screws x 6

OPTIONAL HARDWARE (Sold Separately)



Grab Bar Wingits (GBW40) x 2



Reverse Grab Bar Wingits (SRGBW40) x 2



RES Wingits (RESGBW35) x 2

WINGITS® PLATINUM™ Grab Bars

Rated up to 800 lbs



BAND



BEVEL



HALO



HEX



ROPE



TAPER



TRI-STEP

WINGITS® PLATINUM™

Stainless Steel Grab Bar - Taper Flange

Model:

WPGB5TAP

Part Numbers:

WPGB5PS12TAP

12" Polished Finish

WPGB5SN12TAP

12" Satin Finish

WPGB5PS16TAP

16" Polished Finish

WPGB5SN16TAP

16" Satin Finish

WPGB5PS18TAP

18" Polished Finish

WPGB5SN18TAP

18" Satin Finish

WPGB5PS24TAP

24" Polished Finish

WPGB5SN24TAP

24" Satin Finish

WPGB5PS30TAP

30" Polished Finish

WPGB5SN30TAP

30" Satin Finish

WPGB5PS32TAP

32" Polished Finish

WPGB5SN32TAP

32" Satin Finish

WPGB5PS36TAP

36" Polished Finish

WPGB5SN36TAP

36" Satin Finish

WPGB5PS42TAP

42" Polished Finish

WPGB5SN42TAP

42" Satin Finish

WPGB5PS48TAP

48" Polished Finish

WPGB5SN48TAP

48" Satin Finish



- 7 Bold Flange Designs
- All parts are 18/8 Stainless Steel (Type 304) - tubing is 18-gauge (1.2mm)
- Mounting Flanges are 3" (75mm) in diameter, 3/32" (2.5mm) thick, HeliArc welded to the tubing. Mounting Flanges have 5 holes for attachment to WINGITS or adequate blocking.
- High End Cast Stainless Steel threaded Flange covers thread onto the Cast Stainless Steel Flanges
- Provide 1-1/2" (38mm) clearance from wall.

Platinum Flange Style Options



BAND = BAN



BEVEL = BEV



HALO = HAL



HEX = HEX



ROPE = ROP



TAPER = TAP



TRI-STEP = TRI

MECHANICAL DATA

Width: See product part number for width. Complete length of Grab Bar is usable surface.

Diameter: 1.25" (3.2cm)

PRODUCT COMPOSITION

Entire product is 18/8 (304) stainless steel.

MODALITY

Use: Wall Installation.

Load Capability: 800 lbs (362.9kg)

INSTALLATION

WingIts® PLATINUM™ Structural Stainless Steel Grab Bars are designed to hold live loads and **must be installed into adequate structural blocking** or with **WingIts®** Grab Bar Fasteners

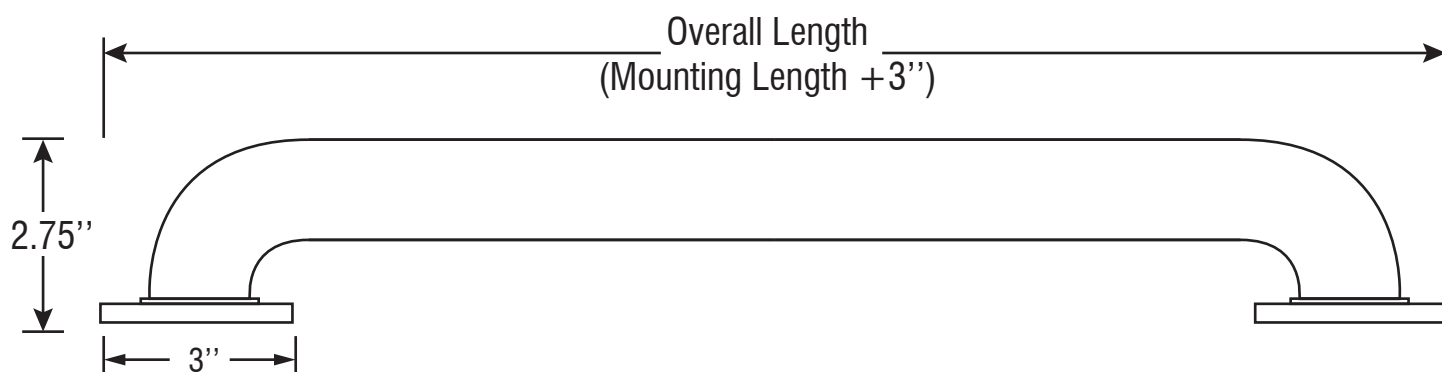
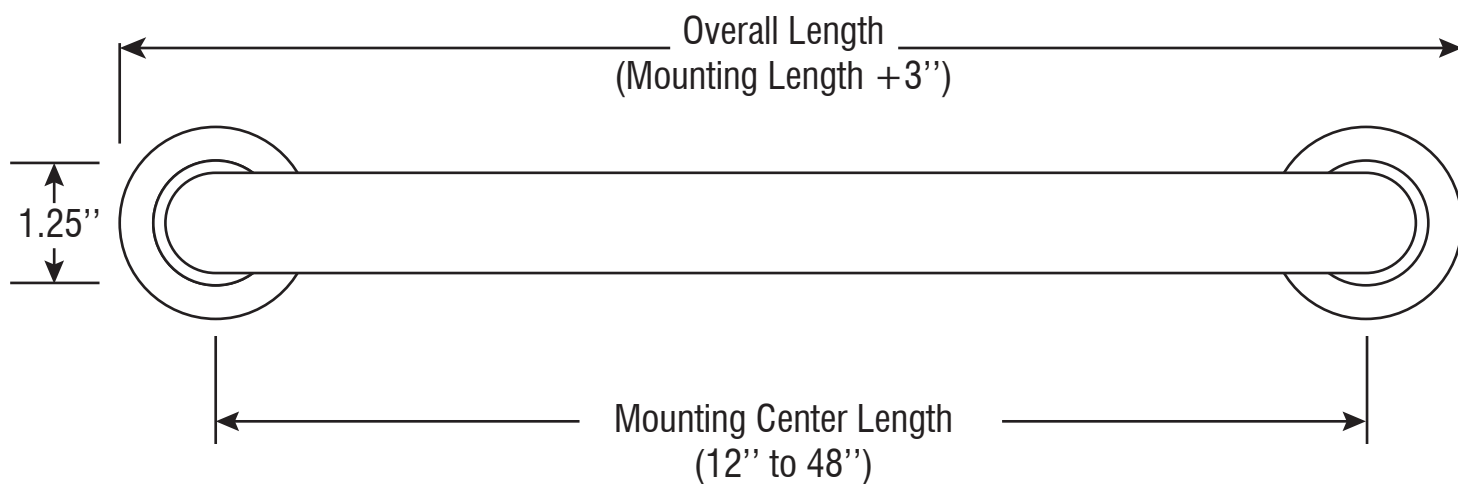
CERTIFICATIONS

WingIts® PLATINUM™ Structural Stainless Steel Grab Bars meet or exceed the applicable requirements of all building codes, ADA criteria, and 2010 ADAAG and 2009 ANSI standards.

RECOMMENDED INTEGRATION

For hollow wall construction, it is recommended that **WingIts®** Grab Bar Fasteners are used with this product. See Fastener instructions for applications.

WINGITS®



Holes - 1/4"
Slots - 1/4" x 1/2"
(used when installing with
the WINGITS® Grab Bar
Fastening System)

Bolt Circle is 2.3125"

**Grab Bar
Mounting Flange**

Grab Bar Tube



Thread on Cover



INCLUDED HARDWARE



Stainless Steel Screws x 6

OPTIONAL HARDWARE

(Sold Separately)



Grab Bar WingIts (GBW40) x 2



RES WingIts (RESGBW35) x 2

WINGITS® PLATINUM™

Stainless Steel Grab Bar - Hex Flange

Model:
WPGB5HEX

Part Numbers:

WPGB5PS12HEX 12" Polished Finish	WPGB5SN12HEX 12" Satin Finish
WPGB5PS16HEX 16" Polished Finish	WPGB5SN16HEX 16" Satin Finish
WPGB5PS18HEX 18" Polished Finish	WPGB5SN18HEX 18" Satin Finish
WPGB5PS24HEX 24" Polished Finish	WPGB5SN24HEX 24" Satin Finish
WPGB5PS30HEX 30" Polished Finish	WPGB5SN30HEX 30" Satin Finish
WPGB5PS32HEX 32" Polished Finish	WPGB5SN32HEX 32" Satin Finish
WPGB5PS36HEX 36" Polished Finish	WPGB5SN36HEX 36" Satin Finish
WPGB5PS42HEX 42" Polished Finish	WPGB5SN42HEX 42" Satin Finish
WPGB5PS48HEX 48" Polished Finish	WPGB5SN48HEX 48" Satin Finish



- 7 Bold Flange Designs
- All parts are 18/8 Stainless Steel (Type 304) - tubing is 18-gauge (1.2mm)
- Mounting Flanges are 3" (75mm) in diameter, 3/32" (2.5mm) thick, HeliArc welded to the tubing. Mounting Flanges have 5 holes for attachment to WINGITS or adequate blocking.
- High End Cast Stainless Steel threaded Flange covers thread onto the Cast Stainless Steel Flanges
- Provide 1-1/2" (38mm) clearance from wall.

Platinum Flange Style Options



BAND = BAN



BEVEL = BEV



HALO = HAL



HEX = HEX



ROPE = ROP



TAPER = TAP



TRI-STEP = TRI

MECHANICAL DATA

Width: See product part number for width. Complete length of Grab Bar is usable surface.
Diameter: 1.25" (3.2cm)

PRODUCT COMPOSITION

Entire product is 18/8 (304) stainless steel.

MODALITY

Use: Wall Installation.
Load Capability: 800 lbs (362.9kg)

INSTALLATION

WingIts® PLATINUM™ Structural Stainless Steel Grab Bars are designed to hold live loads and **must be installed into adequate structural blocking** or with **WingIts®** Grab Bar Fasteners

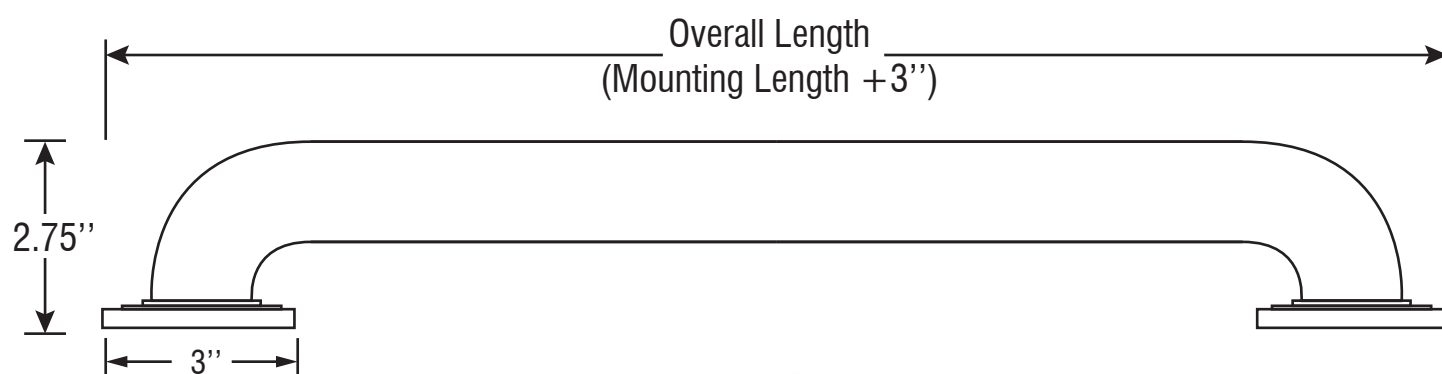
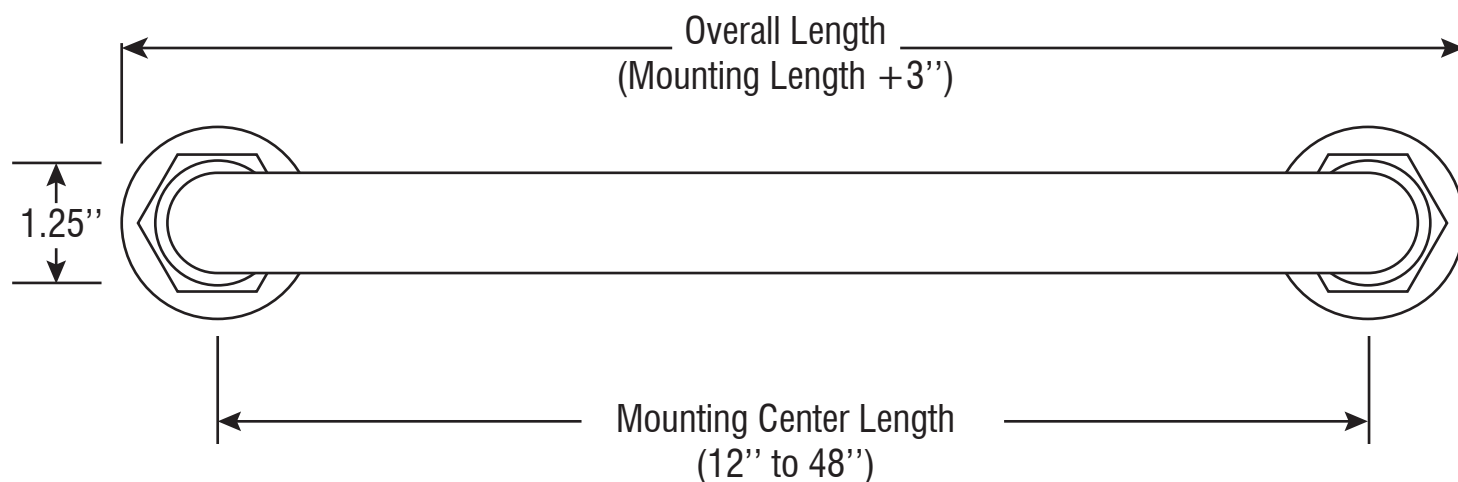
CERTIFICATIONS

WingIts® PLATINUM™ Structural Stainless Steel Grab Bars meet or exceed the applicable requirements of all building codes, ADA criteria, and 2010 ADAAG and 2009 ANSI standards.

RECOMMENDED INTEGRATION

For hollow wall construction, it is recommended that **WingIts®** Grab Bar Fasteners are used with this product. See Fastener instructions for applications.

WINGITS®



Holes - 1/4"
Slots - 1/4" x 1/2"
(used when installing with
the WINGITS® Grab Bar
Fastening System)

Bolt Circle is 2.3125"

**Grab Bar
Mounting Flange**

Grab Bar Tube



Thread on Cover



INCLUDED HARDWARE



Stainless Steel Screws x 6

OPTIONAL HARDWARE

(Sold Separately)



Grab Bar Wingits (GBW40) x 2



RES Wingits (RESGBW35) x 2

WINGITS® PLATINUM™

Stainless Steel Grab Bar - Halo Flange

Model:
WPGB5HAL

Part Numbers:

WPGB5PS12HAL 12" Polished Finish	WPGB5SN12HAL 12" Satin Finish
WPGB5PS16HAL 16" Polished Finish	WPGB5SN16HAL 16" Satin Finish
WPGB5PS18HAL 18" Polished Finish	WPGB5SN18HAL 18" Satin Finish
WPGB5PS24HAL 24" Polished Finish	WPGB5SN24HAL 24" Satin Finish
WPGB5PS30HAL 30" Polished Finish	WPGB5SN30HAL 30" Satin Finish
WPGB5PS32HAL 32" Polished Finish	WPGB5SN32HAL 32" Satin Finish
WPGB5PS36HAL 36" Polished Finish	WPGB5SN36HAL 36" Satin Finish
WPGB5PS42HAL 42" Polished Finish	WPGB5SN42HAL 42" Satin Finish
WPGB5PS48HAL 48" Polished Finish	WPGB5SN48HAL 48" Satin Finish



- 7 Bold Flange Designs
- All parts are 18/8 Stainless Steel (Type 304) - tubing is 18-gauge (1.2mm)
- Mounting Flanges are 3" (75mm) in diameter, 3/32" (2.5mm) thick, HeliArc welded to the tubing. Mounting Flanges have 5 holes for attachment to WINGITS or adequate blocking.
- High End Cast Stainless Steel threaded Flange covers thread onto the Cast Stainless Steel Flanges
- Provide 1-1/2" (38mm) clearance from wall.

Platinum Flange Style Options



BAND = BAN



BEVEL = BEV



HALO = HAL



HEX = HEX



ROPE = ROP



TAPER = TAP



TRI-STEP = TRI

MECHANICAL DATA

Width: See product part number for width. Complete length of Grab Bar is usable surface.
Diameter: 1.25" (3.2cm)

PRODUCT COMPOSITION

Entire product is 18/8 (304) stainless steel.

MODALITY

Use: Wall Installation.
Load Capability: 800 lbs (362.9kg)

INSTALLATION

WingIts® PLATINUM™ Structural Stainless Steel Grab Bars are designed to hold live loads and **must be installed into adequate structural blocking** or with **WingIts®** Grab Bar Fasteners

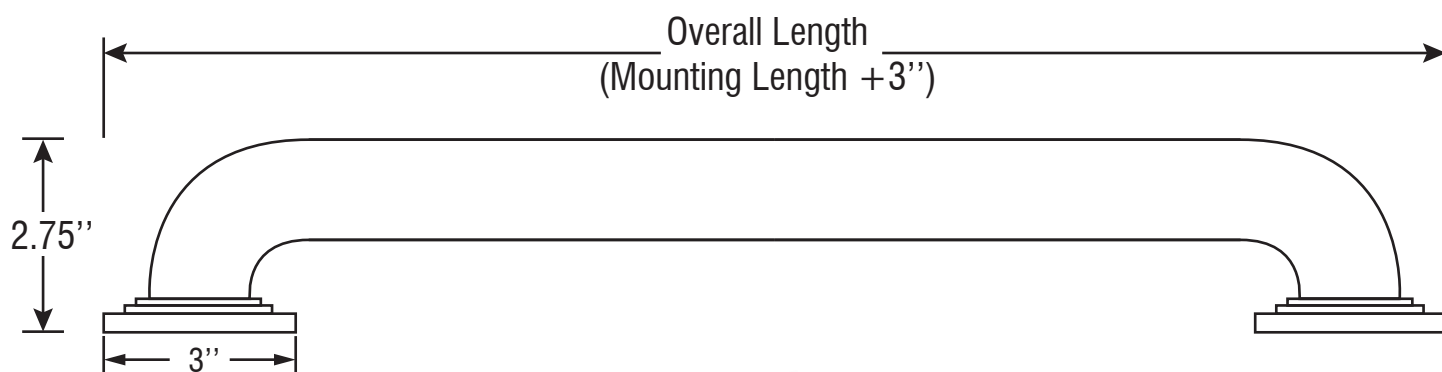
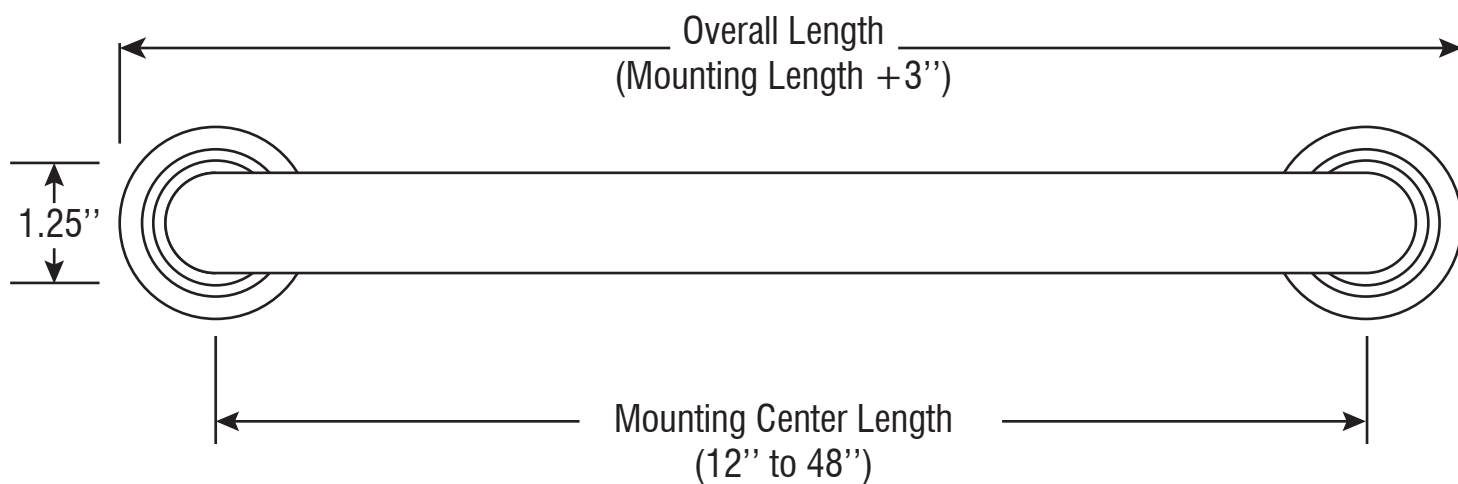
CERTIFICATIONS

WingIts® PLATINUM™ Structural Stainless Steel Grab Bars meet or exceed the applicable requirements of all building codes, ADA criteria, and 2010 ADAAG and 2009 ANSI standards.

RECOMMENDED INTEGRATION

For hollow wall construction, it is recommended that **WingIts®** Grab Bar Fasteners are used with this product. See Fastener instructions for applications.

WINGITS®



Holes - 1/4"
Slots - 1/4" x 1/2"
(used when installing with
the WINGITS® Grab Bar
Fastening System)

Bolt Circle is 2.3125"

**Grab Bar
Mounting Flange**

Grab Bar Tube



Thread on Cover



INCLUDED HARDWARE



Stainless Steel Screws x 6

OPTIONAL HARDWARE

(Sold Separately)



Grab Bar WingIts (GBW40) x 2



RES WingIts (RESGBW35) x 2

WINGITS® PLATINUM™

Stainless Steel Grab Bar - Bevel Flange

Model:
WPGB5BEV

Part Numbers:

WPGB5PS12BEV 12" Polished Finish	WPGB5SN12BEV 12" Satin Finish
WPGB5PS16BEV 16" Polished Finish	WPGB5SN16BEV 16" Satin Finish
WPGB5PS18BEV 18" Polished Finish	WPGB5SN18BEV 18" Satin Finish
WPGB5PS24BEV 24" Polished Finish	WPGB5SN24BEV 24" Satin Finish
WPGB5PS30BEV 30" Polished Finish	WPGB5SN30BEV 30" Satin Finish
WPGB5PS32BEV 32" Polished Finish	WPGB5SN32BEV 32" Satin Finish
WPGB5PS36BEV 36" Polished Finish	WPGB5SN36BEV 36" Satin Finish
WPGB5PS42BEV 42" Polished Finish	WPGB5SN42BEV 42" Satin Finish
WPGB5PS48BEV 48" Polished Finish	WPGB5SN48BEV 48" Satin Finish



- 7 Bold Flange Designs
- All parts are 18/8 Stainless Steel (Type 304) - tubing is 18-gauge (1.2mm)
- Mounting Flanges are 3" (75mm) in diameter, 3/32" (2.5mm) thick, HeliArc welded to the tubing. Mounting Flanges have 5 holes for attachment to WINGITS or adequate blocking.
- High End Cast Stainless Steel threaded Flange covers thread onto the Cast Stainless Steel Flanges
- Provide 1-1/2" (38mm) clearance from wall.

Platinum Flange Style Options



BAND = BAN



BEVEL = BEV



HALO = HAL



HEX = HEX



ROPE = ROP



TAPER = TAP



TRI-STEP = TRI

MECHANICAL DATA

Width: See product part number for width. Complete length of Grab Bar is usable surface.
Diameter: 1.25" (3.2cm)

PRODUCT COMPOSITION

Entire product is 18/8 (304) stainless steel.

MODALITY

Use: Wall Installation.
Load Capability: 800 lbs (362.9kg)

INSTALLATION

WingIts® PLATINUM™ Structural Stainless Steel Grab Bars are designed to hold live loads and **must be installed into adequate structural blocking** or with **WingIts®** Grab Bar Fasteners

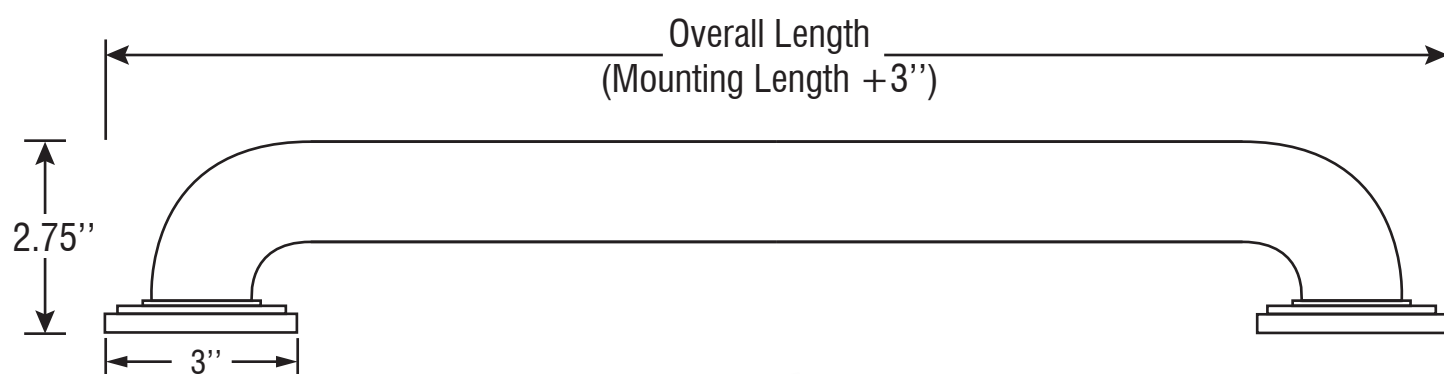
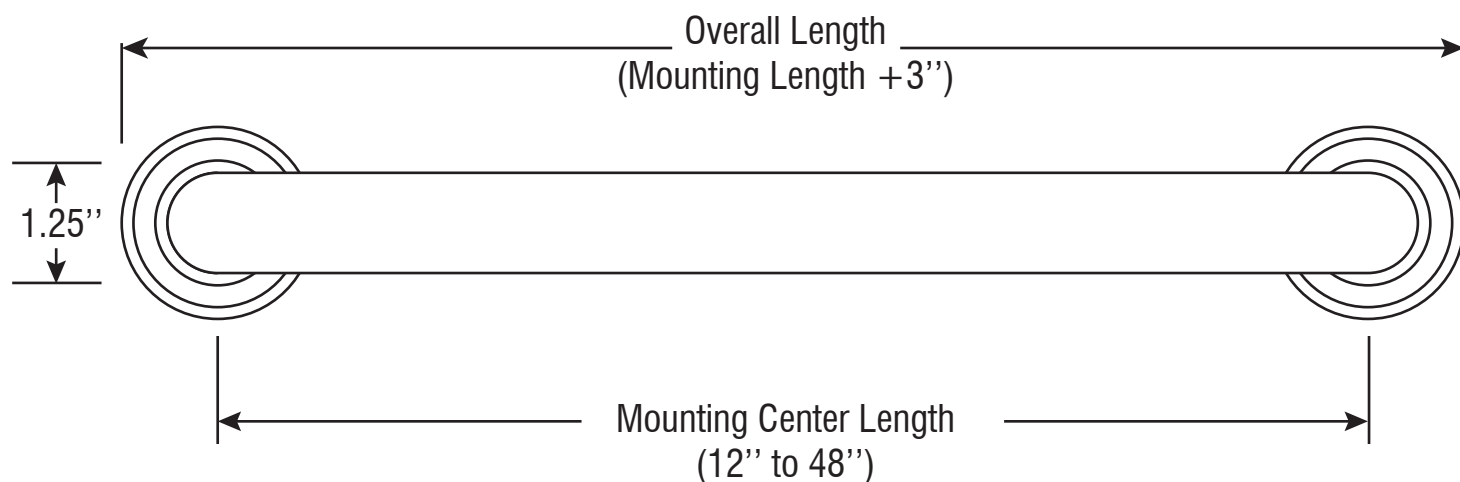
CERTIFICATIONS

WingIts® PLATINUM™ Structural Stainless Steel Grab Bars meet or exceed the applicable requirements of all building codes, ADA criteria, and 2010 ADAAG and 2009 ANSI standards.

RECOMMENDED INTEGRATION

For hollow wall construction, it is recommended that **WingIts®** Grab Bar Fasteners are used with this product. See Fastener instructions for applications.

WINGITS®



Holes - 1/4"
Slots - 1/4" x 1/2"
(used when installing with
the WINGITS® Grab Bar
Fastening System)

Bolt Circle is 2.3125"

**Grab Bar
Mounting Flange**

Grab Bar Tube



Thread on Cover



INCLUDED HARDWARE



Stainless Steel Screws x 6

OPTIONAL HARDWARE

(Sold Separately)



Grab Bar WingIts (GBW40) x 2



RES WingIts (RESGBW35) x 2

WINGITS® PLATINUM™

Stainless Steel Grab Bar - Bands Flange

Model:

WPGB5BAN

Part Numbers:

WPGB5PS12BAN

12" Polished Finish

WPGB5SN12BAN

12" Satin Finish

WPGB5PS16BAN

16" Polished Finish

WPGB5SN16BAN

16" Satin Finish

WPGB5PS18BAN

18" Polished Finish

WPGB5SN18BAN

18" Satin Finish

WPGB5PS24BAN

24" Polished Finish

WPGB5SN24BAN

24" Satin Finish

WPGB5PS30BAN

30" Polished Finish

WPGB5SN30BAN

30" Satin Finish

WPGB5PS32BAN

32" Polished Finish

WPGB5SN32BAN

32" Satin Finish

WPGB5PS36BAN

36" Polished Finish

WPGB5SN36BAN

36" Satin Finish

WPGB5PS42BAN

42" Polished Finish

WPGB5SN42BAN

42" Satin Finish

WPGB5PS48BAN

48" Polished Finish

WPGB5SN48BAN

48" Satin Finish



- 7 Bold Flange Designs
- All parts are 18/8 Stainless Steel (Type 304) - tubing is 18-gauge (1.2mm)
- Mounting Flanges are 3" (75mm) in diameter, 3/32" (2.5mm) thick, HeliArc welded to the tubing. Mounting Flanges have 5 holes for attachment to WINGITS or adequate blocking.
- High End Cast Stainless Steel threaded Flange covers thread onto the Cast Stainless Steel Flanges
- Provide 1-1/2" (38mm) clearance from wall.

Platinum Flange Style Options



BAND = BAN



BEVEL = BEV



HALO = HAL



HEX = HEX



ROPE = ROP



TAPER = TAP



TRI-STEP = TRI

MECHANICAL DATA

Width: See product part number for width. Complete length of Grab Bar is usable surface.

Diameter: 1.25" (3.2cm)

PRODUCT COMPOSITION

Entire product is 18/8 (304) stainless steel.

MODALITY

Use: Wall Installation.

Load Capability: 800 lbs (362.9kg)

INSTALLATION

WingIts® PLATINUM™ Structural Stainless Steel Grab Bars are designed to hold live loads and **must be installed into adequate structural blocking** or with **WingIts®** Grab Bar Fasteners

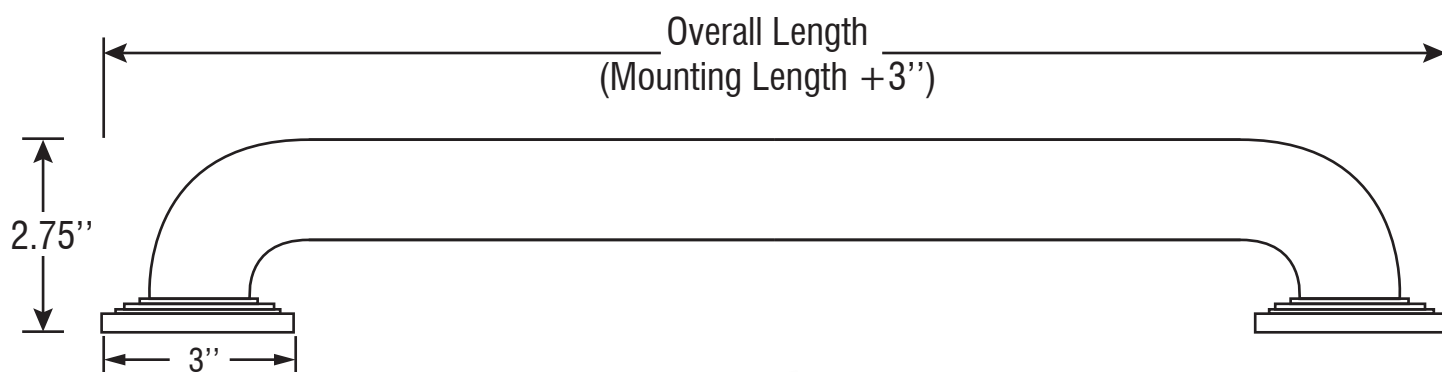
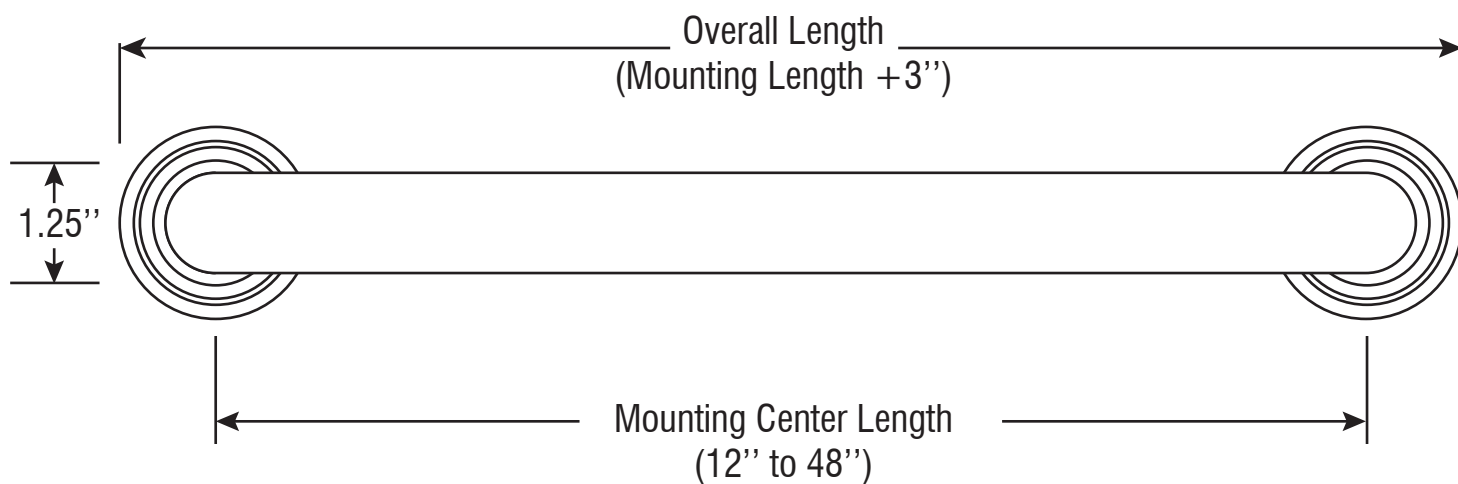
CERTIFICATIONS

WingIts® PLATINUM™ Structural Stainless Steel Grab Bars meet or exceed the applicable requirements of all building codes, ADA criteria, and 2010 ADAAG and 2009 ANSI standards.

RECOMMENDED INTEGRATION

For hollow wall construction, it is recommended that **WingIts®** Grab Bar Fasteners are used with this product. See Fastener instructions for applications.

WINGITS®



Holes - 1/4"
Slots - 1/4" x 1/2"
(used when installing with
the WINGITS® Grab Bar
Fastening System)

Bolt Circle is 2.3125"

**Grab Bar
Mounting Flange**

Grab Bar Tube



Thread on Cover



INCLUDED HARDWARE



Stainless Steel Screws x 6

OPTIONAL HARDWARE

(Sold Separately)



Grab Bar Wingits (GBW40) x 2



RES Wingits (RESGBW35) x 2

WINGITS® PLATINUM™

Stainless Steel Grab Bar - Rope Flange

Model:

WPGB5ROP

Part Numbers:

WPGB5PS12ROP **WPGB5SN12ROP**

12" Polished Finish 12" Satin Finish

WPGB5PS16ROP **WPGB5SN16ROP**

16" Polished Finish 16" Satin Finish

WPGB5PS18ROP **WPGB5SN18ROP**

18" Polished Finish 18" Satin Finish

WPGB5PS24ROP **WPGB5SN24ROP**

24" Polished Finish 24" Satin Finish

WPGB5PS30ROP **WPGB5SN30ROP**

30" Polished Finish 30" Satin Finish

WPGB5PS32ROP **WPGB5SN32ROP**

32" Polished Finish 32" Satin Finish

WPGB5PS36ROP **WPGB5SN36ROP**

36" Polished Finish 36" Satin Finish

WPGB5PS42ROP **WPGB5SN42ROP**

42" Polished Finish 42" Satin Finish

WPGB5PS48ROP **WPGB5SN48ROP**

48" Polished Finish 48" Satin Finish



- 7 Bold Flange Designs
- All parts are 18/8 Stainless Steel (Type 304) - tubing is 18-gauge (1.2mm)
- Mounting Flanges are 3" (75mm) in diameter, 3/32" (2.5mm) thick, HeliArc welded to the tubing. Mounting Flanges have 5 holes for attachment to WINGITS or adequate blocking.
- High End Cast Stainless Steel threaded Flange covers thread onto the Cast Stainless Steel Flanges
- Provide 1-1/2" (38mm) clearance from wall.

Platinum Flange Style Options



BAND = BAN



BEVEL = BEV



HALO = HAL



HEX = HEX



ROPE = ROP



TAPER = TAP



TRI-STEP = TRI

MECHANICAL DATA

Width: See product part number for width. Complete length of Grab Bar is usable surface.

Diameter: 1.25" (3.2cm)

PRODUCT COMPOSITION

Entire product is 18/8 (304) stainless steel.

MODALITY

Use: Wall Installation.

Load Capability: 800 lbs (362.9kg)

INSTALLATION

WingIts® PLATINUM™ Structural Stainless Steel Grab Bars are designed to hold live loads and **must be installed into adequate structural blocking** or with **WingIts®** Grab Bar Fasteners

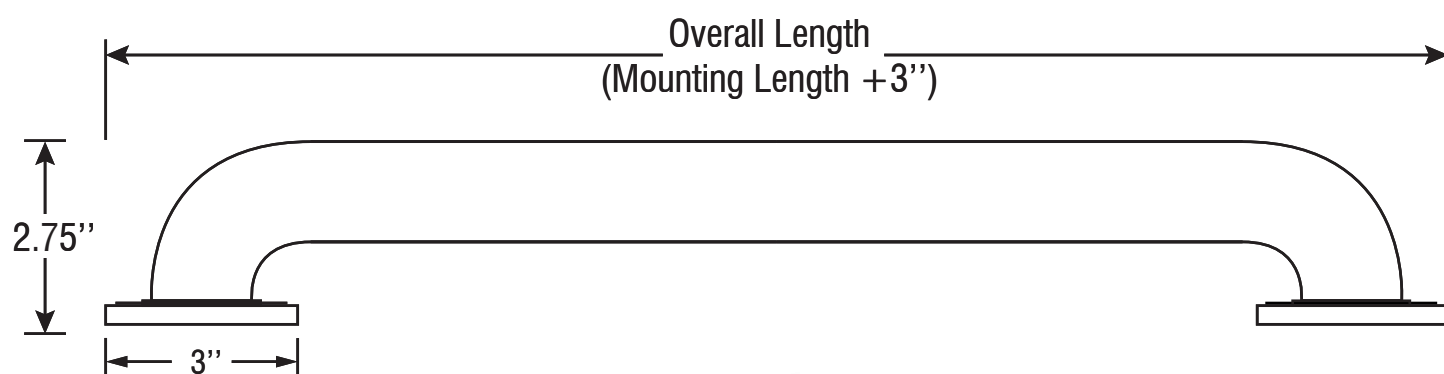
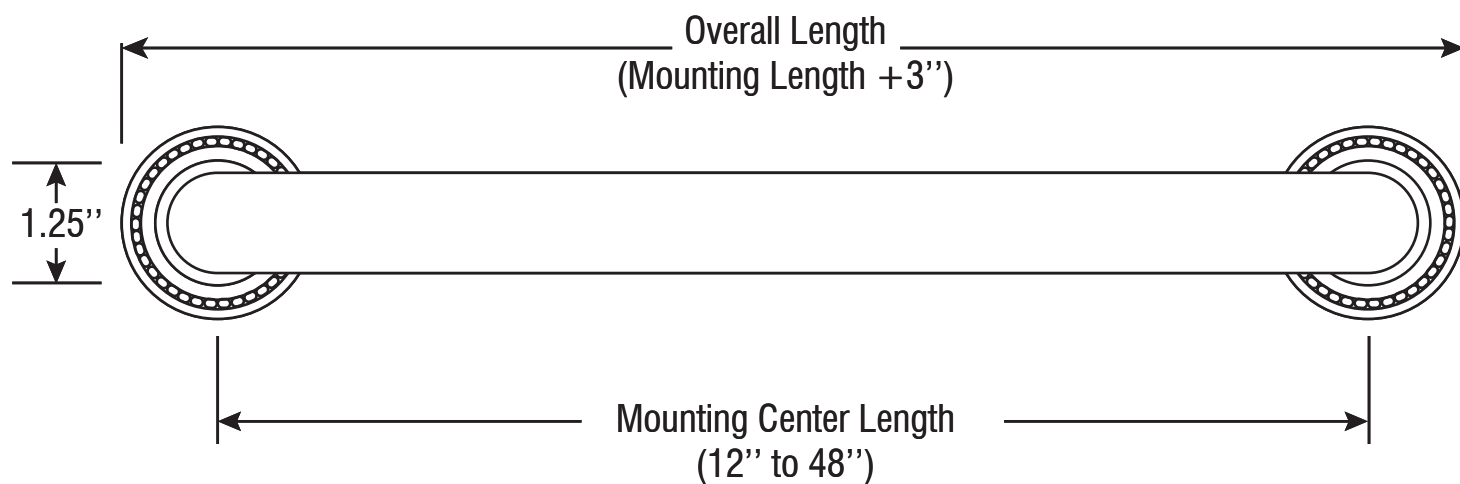
CERTIFICATIONS

WingIts® PLATINUM™ Structural Stainless Steel Grab Bars meet or exceed the applicable requirements of all building codes, ADA criteria, and 2010 ADAAG and 2009 ANSI standards.

RECOMMENDED INTEGRATION

For hollow wall construction, it is recommended that **WingIts®** Grab Bar Fasteners are used with this product. See Fastener instructions for applications.

WINGITS®



Holes - 1/4"
Slots - 1/4" x 1/2"
(used when installing with
the WINGITS® Grab Bar
Fastening System)

Bolt Circle is 2.3125"

**Grab Bar
Mounting Flange**

Grab Bar Tube



Thread on Cover



INCLUDED HARDWARE



Stainless Steel Screws x 6

OPTIONAL HARDWARE

(Sold Separately)



Grab Bar Wingits (GBW40) x 2



RES Wingits (RESGBW35) x 2

WINGITS® PLATINUM™

Stainless Steel Grab Bar - TRI-STEP Flange

Model:
WPGB5TRI

Part Numbers:

WPGB5PS12TRI 12" Polished Finish	WPGB5SN12TRI 12" Satin Finish
WPGB5PS16TRI 16" Polished Finish	WPGB5SN16TRI 16" Satin Finish
WPGB5PS18TRI 18" Polished Finish	WPGB5SN18TRI 18" Satin Finish
WPGB5PS24TRI 24" Polished Finish	WPGB5SN24TRI 24" Satin Finish
WPGB5PS30TRI 30" Polished Finish	WPGB5SN30TRI 30" Satin Finish
WPGB5PS32TRI 32" Polished Finish	WPGB5SN32TRI 32" Satin Finish
WPGB5PS36TRI 36" Polished Finish	WPGB5SN36TRI 36" Satin Finish
WPGB5PS42TRI 42" Polished Finish	WPGB5SN42TRI 42" Satin Finish
WPGB5PS48TRI 48" Polished Finish	WPGB5SN48TRI 48" Satin Finish



- 7 Bold Flange Designs
- All parts are 18/8 Stainless Steel (Type 304) - tubing is 18-gauge (1.2mm)
- Mounting Flanges are 3" (75mm) in diameter, 3/32" (2.5mm) thick, HeliArc welded to the tubing. Mounting Flanges have 5 holes for attachment to WINGITS or adequate blocking.
- High End Cast Stainless Steel threaded Flange covers thread onto the Cast Stainless Steel Flanges
- Provide 1-1/2" (38mm) clearance from wall.

Platinum Flange Style Options



BAND = BAN



BEVEL = BEV



HALO = HAL



HEX = HEX



ROPE = ROP



TAPER = TAP



TRI-STEP = TRI

MECHANICAL DATA

Width: See product part number for width. Complete length of Grab Bar is usable surface.
Diameter: 1.25" (3.2cm)

PRODUCT COMPOSITION

Entire product is 18/8 (304) stainless steel.

MODALITY

Use: Wall Installation.
Load Capability: 800 lbs (362.9kg)

INSTALLATION

WingIts® PLATINUM™ Structural Stainless Steel Grab Bars are designed to hold live loads and **must be installed into adequate structural blocking** or with **WingIts®** Grab Bar Fasteners

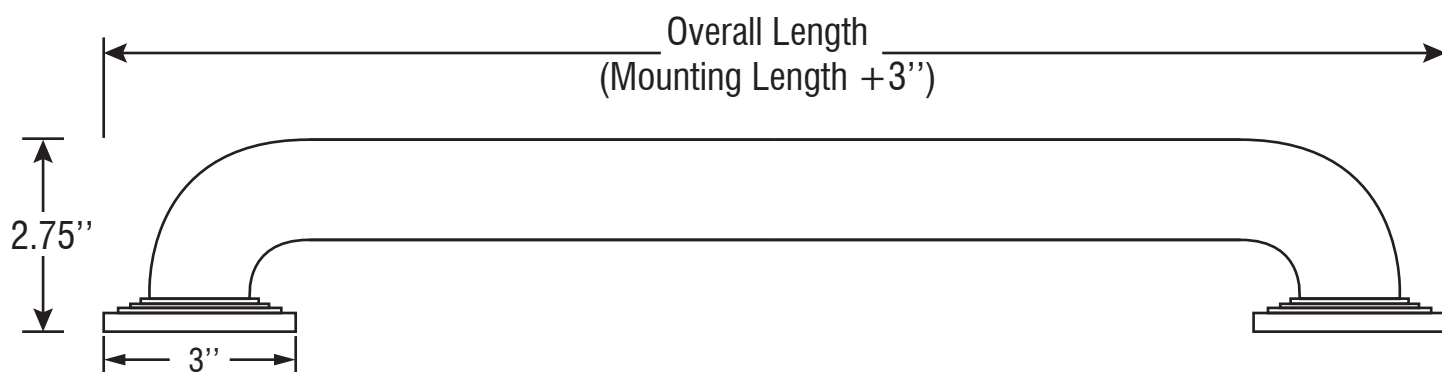
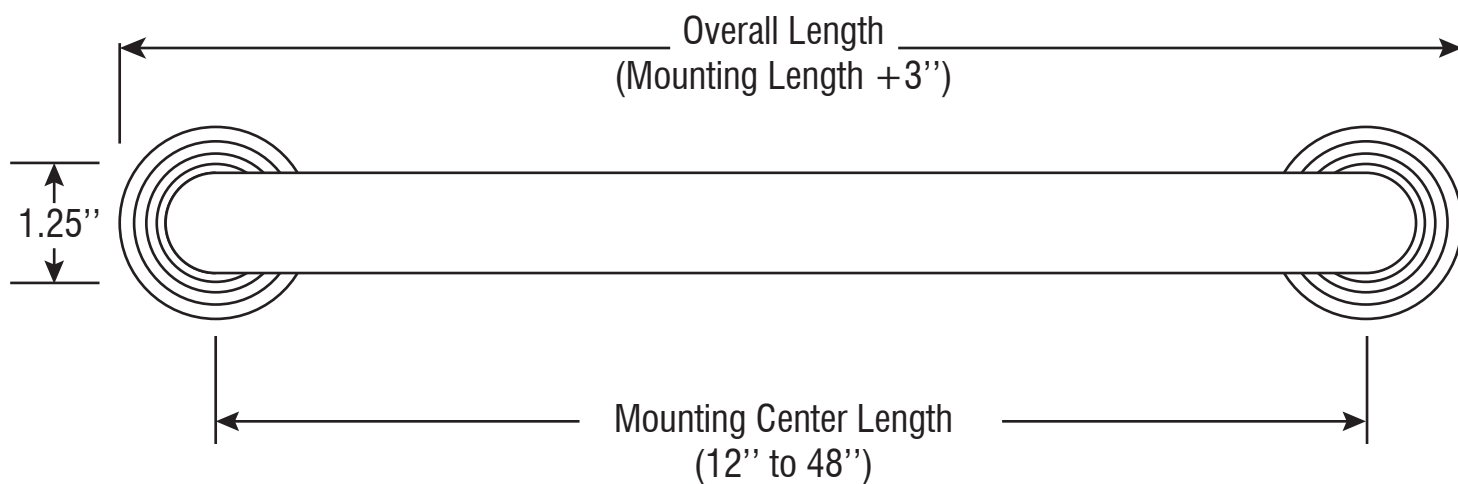
CERTIFICATIONS

WingIts® PLATINUM™ Structural Stainless Steel Grab Bars meet or exceed the applicable requirements of all building codes, ADA criteria, and 2010 ADAAG and 2009 ANSI standards.

RECOMMENDED INTEGRATION

For hollow wall construction, it is recommended that **WingIts®** Grab Bar Fasteners are used with this product. See Fastener instructions for applications.

WINGITS®



Holes - 1/4"
Slots - 1/4" x 1/2"
(used when installing with
the WINGITS® Grab Bar
Fastening System)

Bolt Circle is 2.3125"

**Grab Bar
Mounting Flange**

Grab Bar Tube



Thread on Cover



INCLUDED HARDWARE



Stainless Steel Screws x 6

OPTIONAL HARDWARE

(Sold Separately)



Grab Bar Wingits (GBW40) x 2



RES Wingits (RESGBW35) x 2

WINGITS®

PURE Elegance™ Grab Bars

WGB5PU Nylon Sheath - In Designer Colors

Meets and Exceeds ALL ADA Requirements

Compliance with the 2010 ADAAG Standards



Specifications

- All parts are 18/8 Stainless Steel (Type 304)
- Tubing is 18-gauge (1.2mm)
- Mounting Flanges are 3" (75mm) in diameter, 3/32" (2.5mm) thick, heli-arc welded to the tubing. Mounting Flanges have 5 holes for attachment to WINGITS® (2-3) or adequate blocking.
- Snap-On Flange Covers are 22 gauge (0.8mm) drawn stainless steel, 3" (76mm) in diameter and 3/8" (10mm) in height.
- Provide 1-1/2" (38mm) clearance from wall.
- Exceeds *Safety Rails in Hazardous Locations* criteria as well as barrier free accessibility guidelines, including ADAAG, for structural strength.
- ADA Compliant – Exceeds ADA Guidelines and ALL Building Codes*
- **WINGITS®** Grab Bars support loads in excess of 800 lbs (362.87kg).
- Excellent gripping surface for wet hands - comes in White, Bone and Biscuit Finishes

Recommended Installation with World's Strongest Fasteners®

GBW40

Stainless Steel Grab Bar Wingits®

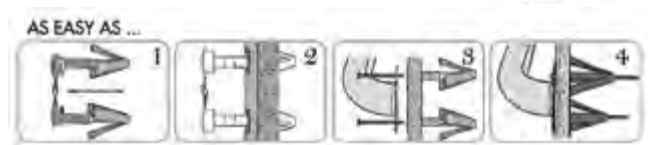
- Exceeds ADA guidelines and ALL building codes for hollow wall installations*
- Eliminates the need for structural blocking
- NEVER Loosens
- Waterproof & Fireproof
- Rated to 800 lbs. in drywall and tile.
- Used to install **Wingits®** Grab Bars



RESGBW35

Structurally Engineered Grab Bar Wingits®

- Exceeds ADA Guidelines and ALL Building Codes*
- Eliminates the need for structural blocking
- NEVER Loosens
- Waterproof & Fire-Resistant
- Rated up to 600 lbs. in drywall and tile
- Used to install **Wingits®** Grab Bars



View Installation Videos at: www.wingits.com



Bradley Beach, NJ USA • Toll Free: 877-894-6448
www.wingits.com • sales@wingits.com


* in approved substrates

WINGITS®

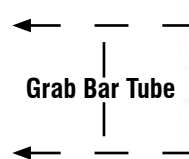
PURE Elegance™ Grab Bars

WGB5PU Nylon Sheath - In Designer Colors

Grab Bar Installation:



Grab Bar
Mounting Flange



Holes - 1/4"
Slots - 1/4" x 1/2"
(used when installing with
the WINGITS® Grab Bar
Fastening System)

Bolt Circle is 2.3125"



Snap on Cover



WINGIT P/N	DIMENSION	DESCRIPTION
WGB5PU12zz	1.25" x 12"	12" PURE Elegance Nylon 1.25" OD Grab Bar
WGB5PU16zz	1.25" x 16"	16" PURE Elegance Nylon 1.25" OD Grab Bar
WGB5PU18zz	1.25" x 18"	18" PURE Elegance Nylon 1.25" OD Grab Bar
WGB5PU24zz	1.25" x 24"	24" PURE Elegance Nylon 1.25" OD Grab Bar
WGB5PU30zz	1.25" x 30"	30" PURE Elegance Nylon 1.25" OD Grab Bar
WGB5PU32zz	1.25" x 32"	32" PURE Elegance Nylon 1.25" OD Grab Bar
WGB5PU36zz	1.25" x 36"	36" PURE Elegance Nylon 1.25" OD Grab Bar
WGB5PU42zz	1.25" x 42"	42" PURE Elegance Nylon 1.25" OD Grab Bar
WGB5PU48zz	1.25" x 48"	48" PURE Elegance Nylon 1.25" OD Grab Bar

Options For PURE Elegance™ "zz" (Finish) WH = WHITE, BO = BONE, BI = BISCUIT

Use WINGITS® Fasteners **GBW40** / **RESGBW35** to install into Hollow Walls.

Stainless Steel Screws Included to install into Structural Blocking.



Bradley Beach, NJ USA • Toll Free: 877-894-6448
www.wingits.com • sales@wingits.com

W18-10242013

PURE Elegance™

Nylon Sheath In Designer Colors

No Visible Seam Lines - Seamless Mold Technology

Specified in Marriott CFSRT Brands

Features / Benefits

- 18/8 Stainless Steel (Type 304)
- Sched 40 Tubing with soft nylon sheath
- Excellent...Gripping Surface for Wet Hands
- Available...White, Bone and Biscuit Finishes



WINGIT P/N	SIZE/DIAMETER	DESCRIPTION	NOTES
WGB5PUxxzz	1.25" OD	PURE Elegance™ Nylon 1.25" OD Grab Bar	Specify Length "xx" And Color "zz"

Grab Bar Lengths Available For "xx" Are 12", 16", 18", 24", 30", 32", 36", 42", 48"

Options For PURE Elegance™ And Polyester Paint "zz" (FINISH)

WH = WHITE, BO = BONE, BI = BISCUIT

Use WINGITS® Fasteners **GBW40** / **RESGBW35** to install into Hollow Walls. Stainless Steel Screws Included to install into Structural Blocking.

TRUE Elegance™

White Designer Grab Bar

No Visible Seam Lines - Seamless Mold Technology

Features / Benefits

- Heavy Structural Aluminum Tube Core - Strength and Durability
- Covered in a ABS Shielding
- No Visible Seam Lines - Seamless Mold Technology
- Interlocking Components - Only Grab Bar in Its Class to meet ASTM Criteria



WINGIT P/N	SIZE/DIAMETER	DESCRIPTION	NOTES
WGB6TRxxzz	1.5" OD	TRUE Elegance™ White w/ Stainless Steel Rings	Specify Length "xx" And Color "zz"

Grab Bar Lengths Available For "xx" ARE 12", 16", 18", 24", 36", 42"

Options For TRUE Elegance™ "zz" (Finish) WH = WHITE, BO = BONE, BI = BISCUIT

Use WINGITS® Fasteners **GBW40** / **RESGBW35** to install into Hollow Walls. Stainless Steel Screws Included to install into Structural Blocking.

SURE Grip™

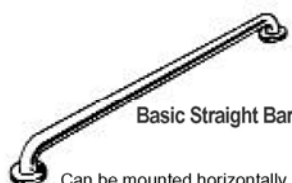
Micro-Grip Technology

Features / Benefits

- 18/8 Stainless Steel (Type 304)
- White Anti-Slip Grab Bar
- Easy to clean for the most demanding environments
- Silicon Infused Polyester Paint (interior/exterior)



WingIts' Stainless Steel Grab Bars – Technical Data Sheet



Basic Straight Bar

Can be mounted horizontally, vertically or diagonally for use individually or in combination with other grab bars such as the 2040 Horizontal Corner Bar or 3033Y Wall to Floor Bar.

Standard Lengths

12" (305mm)	30" (762mm)	42" (1067mm)
16" (406mm)	32" (813mm)	48" (1219mm)
18" (457mm)	36" (914mm)	52" (1321mm)
24" (610mm)	40" (1016mm)	54" (1372mm)



"M" Adds a Mid Support

Standard Lengths

36M (914mm)	54M (1372mm)	96M (2438mm)
42M (1067mm)	60M (1524mm)	108M (2743mm)
48M (1219mm)	72M (1829mm)	
52M (1321mm)	84M (2134mm)	



"CM" is a Corner Mount

Standard Lengths

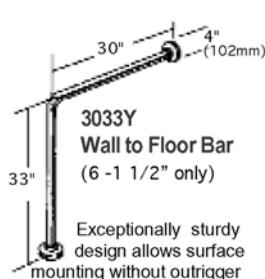
42CM (1067mm)	52CM (1321mm)
48CM (1219mm)	54CM (1372mm)

Almost any bar shown can be modified to different dimensions.
Let us know your requirements.

Toilet Wall-to-Floor Bars



Provides the same function as the 3033 without outrigger at floor; however, the bar has a 4" extension set into a concrete floor.



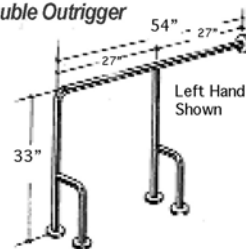
Exceptionally sturdy design allows surface mounting without outrigger or extension. Satin stainless steel tubing and bright chrome plated brass covered flanges slip over steel liners attached to wall and floor.



3033 Wall to Floor Bar with Outrigger

Surface mounted bars utilize outriggers at floor to stabilize. If the bar is on the right when using the toilet, specify right hand. If reverse, specify left.

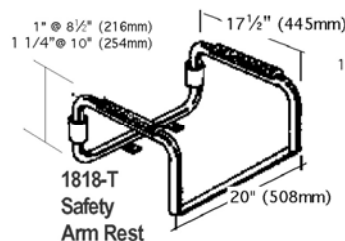
3033D Wall to Floor Bar with Double Outrigger



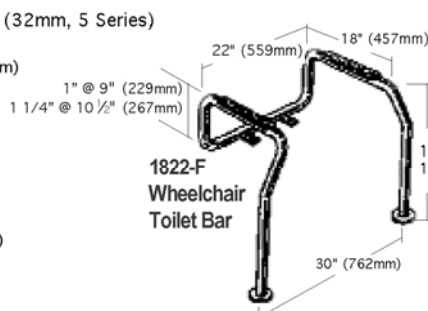
Or create your own size: 3033WXM @ ___ horizontal x ___ vertical
(list horizontal dimension first) 3033YM @ ___ horizontal x ___ vertical
3033M @ ___ horizontal x ___ vertical
3033DM @ ___ horizontal x ___ vertical

Toilet Bars

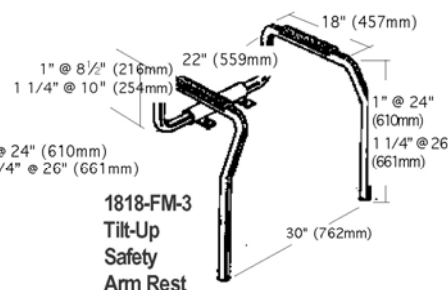
Plastic arm rest not available on 1 1/4" (32mm, 5 Series)



Detachable for easy cleaning.



1822-F Wheelchair Toilet Bar



1818-FM-3 Tilt-Up Safety Arm Rest

Extra wide legs for easy access by wheelchair users. The 1822-F mounts to the floor and the 1818-FM-3 tilts up for easy cleaning. Both bars fit toilet bowl height of 15" - 15 1/2" (381-394mm), but can be modified to fit your requirements.



714 Fifth Avenue, PO Box 97, Bradley Beach, NJ USA

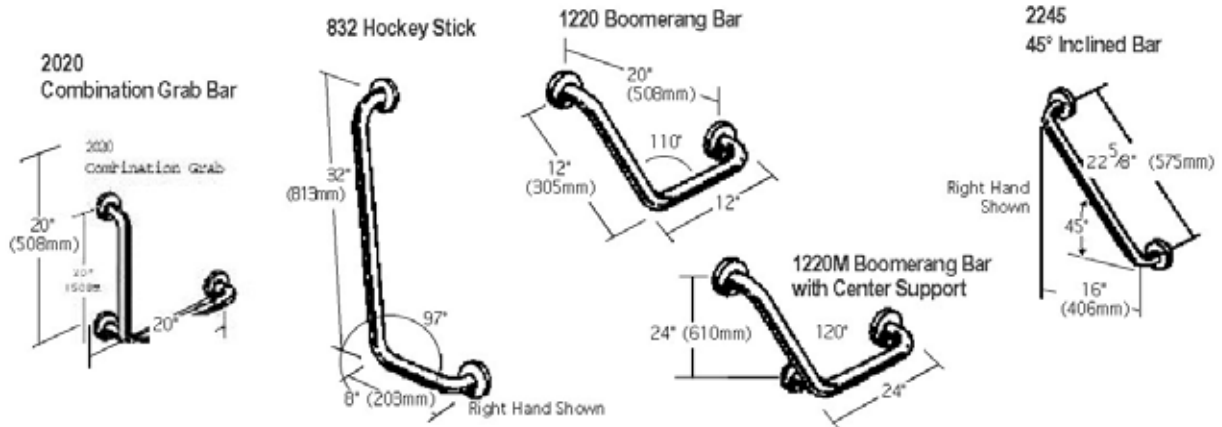
Toll Free: 877-894-6448 • Phone: 732-869-4466 • Fax: 732-869-9474

www.wingits.com • sales@wingits.com

WingIts' Stainless Steel Grab Bars – Technical Data Sheet

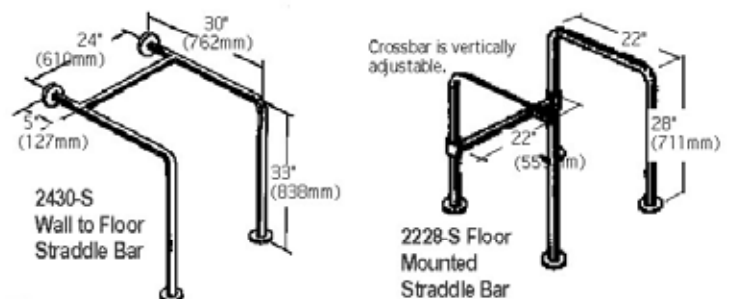
Angle Bars

These bars are excellent for walls with limited space. If the 832 is on the right when the person is sitting on the toilet, specify right hand. If reverse, specify left. The 2020, 2245, 1220 and 1220M have universal handing with round flanges; with diamond or square flanges, specify right or left as per Hockey Stick below.

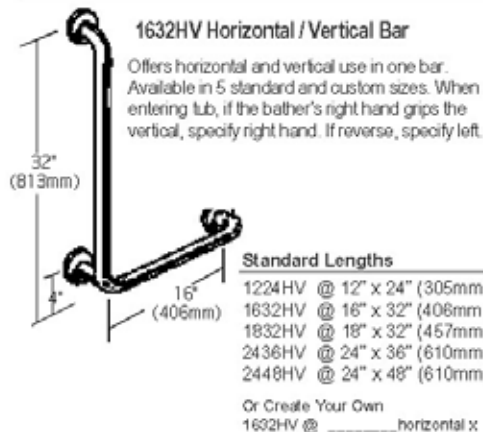


Straddle Bars

Straddle bars provide support on both sides of the toilet. The 2424-S, 2424-SF, and 2424-SN are wall mounted for simple maintenance around toilet. Where wheelchair accessibility is desired, width of straddle bars may be ordered at 30" (762mm) (add -30 to model #). The crossbar on the 2424-SN is attached to the parallel bars at the jobsite with epoxy provided. For removable crossbar with set screws, specify 2424-SNR.



Bathtub Combination Bars

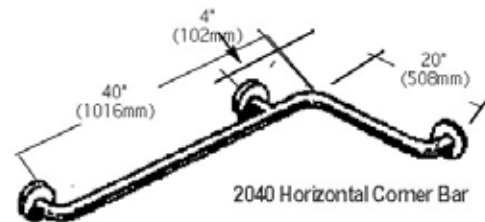


These useful bars provide gripping surface on two walls. May be mounted either left or right.

Standard Lengths

1631HC @ 16" x 31" (406mm x 787mm)	3648HC @ 36" x 48" (914mm x 1219mm)
2040HC @ 20" x 40" (508mm x 1016mm)	3652HC @ 36" x 52" (914mm x 1321mm)
2424HC @ 24" x 24" (610mm x 610mm)	3654HC @ 36" x 54" (914mm x 1372mm)
2436HC @ 24" x 36" (610mm x 914mm)	4252HC @ 42" x 52" (1067mm x 1321mm)

Or Create Your Own
 2040HC @ _____horizontal x _____vertical



Maintenance of Stainless Steel

Stainless steel Type 304 is an ornamental grade chromium/nickel alloy with excellent corrosion resistance, luster, strength and durability. Under normal conditions and with proper maintenance the products will provide many years of service. However, stainless steel is not stain or rust proof. Regular maintenance is required to keep the metal clean and free of contaminants. After cleaning with a mild ammonia-based cleaner, rinse with water and wipe dry. For further information, please contact WingIts.



714 Fifth Avenue, PO Box 97, Bradley Beach, NJ USA
 Toll Free: 877-894-6448 • Phone: 732-869-4466 • Fax: 732-869-9474
www.wingits.com • sales@wingits.com

WINGITS® Fasteners & Drill Bits

[Return to Table of Contents](#)

The World's Strongest Fasteners™



WINGITS®

View Installation Videos at:
www.wingits.com



Patented
Worldwide

GBW40/GBW50 - Stainless Steel Grab Bar WingIts®

Features / Benefits

- Exceeds ADA Guidelines and ALL Building Codes*
- Eliminates the need for structural blocking
- NEVER Loosens
- Waterproof and Fireproof
- Rated up to 800 lbs. in drywall and tile
- Used to install WINGITS® Grab Bars

AS EASY AS ...

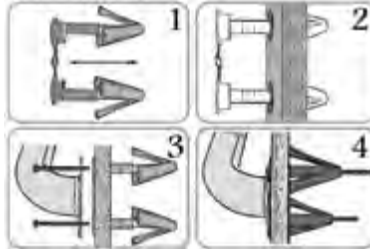


RESGBW35 - Structurally Engineered Grab Bar WingIts®

Features / Benefits

- Exceeds ADA Guidelines and ALL Building Codes*
- Eliminates the need for structural blocking
- NEVER Loosens
- Waterproof & Fire-Resistant
- Rated up to 600 lbs. in drywall and tile
- Used to install WINGITS® Grab Bars

AS EASY AS ...



GBWME40 - MODERN Elegance™ Structural Stainless Steel Grab Bar WingIts®

Features / Benefits

- Exceeds ADA Guidelines and ALL Building Codes*
- Eliminates the need for structural blocking
- NEVER Loosens
- Waterproof & Fire-Resistant
- Rated up to 800 lbs. in drywall and tile
- Installs WINGITS® MODERN Elegance™ Grab Bars

AS EASY AS ...



MAWME35 - MODERN Elegance™ Bath Accessory WingIts®

Features / Benefits

- Exceeds ADA Guidelines and ALL Building Codes*
- Eliminates the need for structural blocking
- NEVER Loosens
- Rated up to 300 lbs.
- Mounts MODERN Elegance™ Bath Accessories

MODERN Elegance™




BAW30/BAW40 - Curved Shower Rods and OVAL Suite™ WingIts®

Features / Benefits

- NEVER Loosens - keeps curved shower rods from sagging
- Eliminates the need for structural blocking
- Water-resistant and Fire-resistant

AS EASY AS ...



*In approved substrates

WINGITS®

GBW40/GBW50/ SRGBW40

World's Strongest Fastener™

GBW40/GBW50/SRGBW40 Stainless Steel Grab Bar WINGITS®



Features / Benefits

- Exceeds ADA Guidelines and ALL Building Codes
- Eliminates the need for Blocking
- Water-proof and Fire-proof
- Rated up to 800 lbs. in Drywall with Tile
- Used to Install WINGITS® Grab Bars
- Patented Worldwide



**Install WINGITS® GBW40 Fastener Quickly and Easily
with the APACHE200 Carbide Drill Bit**

Industrial Grade Carbide Drill Bit

- Rated at 200 holes in ceramic wall tile
- Drills holes through ceramic wall tiles in seconds
- No hammer drill required - this precision cutting drill does all the work
- Industrial grade carbide cutting tool
- Engineered for standard and cordless drills
- Designed for ceramic, marble and plaster



**Installation Videos can be viewed at:
www.wingits.com**



Bradley Beach, NJ USA • Toll Free: 877-894-6448
www.wingits.com • sales@wingits.com

Commercial Grab Bar Fastening System Installation Guide. WINGITS® Grab Bar Fastening Systems Exceed Building Codes For Grab Bars In The Following Wall Substrates:

- 5/8" Drywall - Painted or Wallpapered
- 1/2" or 5/8" Drywall with Tub Surrounds
- 1/2" or 5/8" Drywall with Tile, Marble or Stone
- 1/2" or 5/8" Drywall with any Panel Types including Fiberglass, Faux Marble, Acrylic and Plastics
- Multiple Layers of Drywall, Plaster and Lathe
- 1/4" Acrylic/Fiberglass Tub Surrounds
- Most Wall Panels, All Masonary Type Boards, with or without Decorative Panels



NEVER INSTALL ANY FASTENER INTO WET OR DETERIORATING WALLS Structural Blocking Must Be Used In PLAIN 1/2" DRYWALL When Attempting To Meet Commercial Building Codes.

Specifications


Specifications

- **GBW40** Standard WINGITS® is used in walls framed with 2 x 4's (3-1/2" hollow or larger).
- **SRGBW40** Reverse WINGITS® is used in walls framed with 2 x 3's (2-1/2" hollow or larger).
- WINGITS® come standard with a stainless steel 4" screw for walls up to 1 1/4" thick. Larger screws available for thicker walls.

NOTE: For Maximum Safety and to meet ADA Requirements, Grab Bars should be Installed Horizontally 33-36" from the floor.

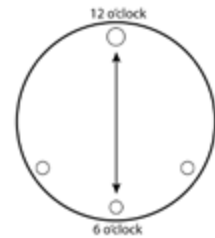
Before You Install:

- Verify the length of the grab bar by measuring from the inside of one flange to the outside of the other.
- To ensure adequate clearance, a stud finder should be used to verify there are no studs within the area where the WINGITS® will be installed. **Make sure that there is at least 1.5" away from the edge of the stud. If concerned, drill a pilot hole and insert a piece of wire in the shape of an "L" - twirl the wire to make sure there is nothing in the way. Once inserted, each wing assembly will spring open almost 3" in diameter**
- **Tools Required:** Screwdriver, 1.25" Drill (our APACHE 200 rated at 200 holes in ceramic wall tile)
- Drill a 1-1/4" hole in the wall precisely at the center point where each grab bar flange will align.
- Clean wall surface



Installing Grab Bars from WINGITS®:

1. Drill 1.25" Hole in Wall (see above Before You Install)
2. Attach the Grab Bar with the supplied 10-32 X 3/16" screws
3. Remove the liner from the **3M® WATERPROOF ADHESIVE** on the WINGITS®
4. Back-out the center **SCREW** about the same distance as the wall thickness
5. Insert the Grab Bar WINGITS® into the wall with the holes aligned vertically (12 and 6 o'clock)
6. Hold down firmly, allowing the adhesive to stick
7. Push the screw head while applying pressure to the **FACEPLATE** to "POP" the wings behind the wall
8. Pull on the screw head and tighten the screw
9. WINGITS® Grab Bar Flanges have 3 holes and TWO SLOTS in each flange. Use the TWO Slots to attach the grab bar to **FACEPLATE**.



Installing Non-Grab Bars from WINGITS®:

Confirm the Grab Bar compatibility with WINGITS® **Toll Free: 877-894-6448**

The WINGITS® must be assembled to the Grab Bar PRIOR to inserting into the wall as the installation must be more precise.

The **FACEPLATE** hole alignment to the grab bar flange hole **MUST** be exact.

- Temporary attach the WINGITS® to the Grab Bar
- Remove the liner from the **3M® WATERPROOF ADHESIVE** on the WINGITS®
- Insert the WINGITS® using the Grab Bar as a template
- Push on Grab Bar for 1/2 a minute to adhere WINGITS® to the wall
- Remove Grab Bar
- Activate and tighten the WINGITS® as stated in Steps 2-9 above

View Installation Videos at:
www.wingits.com

WINGITS®

RESGBW35

World's Strongest Fastener™

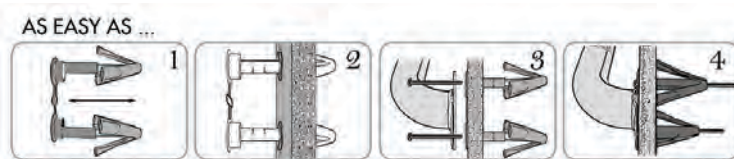
RESGBW35

Structurally Engineered Grab Bar WINGITS®



Features / Benefits

- Exceeds ADA Guidelines and ALL Building Codes
- Eliminates the need for Blocking
- Waterproof and Fire-resistant
- Rated up to 600 lbs. in Drywall with Tile
- Used to Install WINGITS® Grab Bars
- Patented Worldwide



**Install WINGITS® RESGBW35 Quickly and Easily
with the APACHE200 Carbide Drill Bit**

Industrial Grade Carbide Drill Bit

- Rated at 200 holes in ceramic wall tile
- Drills holes through ceramic wall tiles in seconds
- No hammer drill required - this precision cutting drill does all the work
- Industrial grade carbide cutting tool
- Engineered for standard and cordless drills
- Designed for ceramic, marble and plaster



Installation Videos can be viewed at:

www.wingits.com



Bradley Beach, NJ USA • Toll Free: 877-894-6448
www.wingits.com • sales@wingits.com

Commercial Grab Bar Fastening System Installation Guide. WINGITS® Grab Bar Fastening Systems Exceed Building Codes For Grab Bars In The Following Wall Substrates:

- 5/8" Drywall - Painted or Wallpapered
- 1/2" or 5/8" Drywall with Tub Surrounds
- 1/2" or 5/8" Drywall with Tile, Marble or Stone
- 1/2" or 5/8" Drywall with any Panel Types including Fiberglass, Faux Marble, Acrylic and Plastics
- Multiple Layers of Drywall, Plaster and Lathe
- 1/4" Acrylic/Fiberglass Tub Surrounds
- Most Wall Panels, All Masonary Type Boards, with or without Decorative Panels

NEVER INSTALL ANY FASTENER INTO WET OR DETERIORATING WALLS Structural Blocking Must Be Used In **PLAIN 1/2" DRYWALL** When Attempting To Meet Commercial Building Codes.

NOTE: For Maximum Safety and to meet ADA Requirements, Grab Bars should be Installed Horizontally 33-36" from the floor.

Before You Install:

- Verify the length of the grab bar by measuring from the inside of one flange to the outside of the other.
- WINGITS® come standard with a Stainless Steel 3.5" machine screw for walls up to 1" thick.
- To ensure adequate clearance, a stud finder should be used to verify there are no studs within the area where the WINGITS® will be installed.

Make sure that there is at least 1.5" away from the edge of the stud. If concerned, drill a pilot hole and insert a piece of wire in the shape of an "L" - twirl the wire to make sure there is nothing in the way.

- Clean wall surface



INSTALLATION INSTRUCTIONS



1. PEEL the 1/4" liner (scored) off the tape and fold up until properly placed.



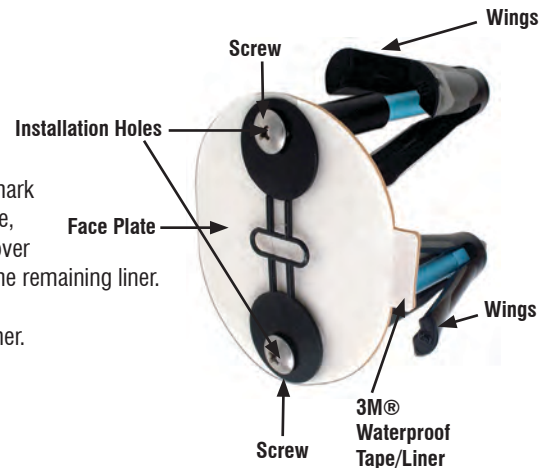
2. Determine location of Grab Bar and mark length on the wall, remove center hole, then place tape with the center hole over mark. Stick tape to the wall remove the remaining liner.



3. Use the tape as a template, Drill out two 3/4" holes.




4. Once holes are drilled remove tape liner.



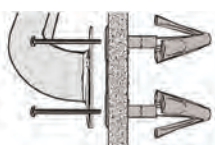
5. Insert the **WINGS** into the **FACEPLATE** (the tubes interlock). Extend the WINGITS® to full length.



6. Compress and insert the **WINGS** into the drilled hole.



7. **WINGS** should be flush with the wall surface.



8. Pop WINGITS® through the hole by pushing on the **FACE PLATE**.



9. Using the enclosed 3.5" **STAINLESS STEEL SCREWS**, attach the object to the WINGITS®.

Grab Bar installed with RESGBW35 WINGITS®

NOTE:

Strength and stability are greatly affected by projection off the wall surface and the length of interaction with the wall surface. Call us at 877.894.6448 for guidance. WINGITS® are designed to be used in vertical walls only. **DO NOT USE IN CEILINGS.**

WINGITS®

GBWME40

World's Strongest Fastener®

MODERN Elegance™ GBWME40 Structural Stainless Steel Grab Bar WingIts®



Features / Benefits

- Exceeds ADA Guidelines and ALL Building Codes
- Eliminates the need for structural blocking
- NEVER Loosens
- Waterproof & Fire-proof
- Rated to 800 lbs. in drywall and tile
- Installs WINGITS® MODERN Elegance™ Grab Bars
- Patented Worldwide



**Install WINGITS® GBWME40 Fastener Quickly and Easily
with the APACHE200 Carbide Drill Bit**

Industrial Grade Carbide Drill Bit

- Rated at 200 holes in ceramic wall tile
- Drills holes through ceramic wall tiles in seconds
- No hammer drill required - this precision cutting drill does all the work
- Industrial grade carbide cutting tool
- Engineered for standard and cordless drills
- Designed for ceramic, marble and plaster, steel, glass and lathe



Installation Videos can be viewed at:

www.wingits.com

* in approved substrates



Bradley Beach, NJ USA • Toll Free: 877-894-6448
www.wingits.com • sales@wingits.com

MODERN Elegance™ WINGITS®

MODERN Elegance™ Grab Bar Fastening System Installation Guide WINGITS® Grab Bar Fastening Systems
Exceeds Building Codes For Grab Bars In The Following Wall Substrates:

- 5/8" drywall - painted or wallpapered
- 1/2" or 5/8" drywall with tub surrounds
- 1/2" or 5/8" drywall with tile, marble or stone
- 1/2" or 5/8" drywall with any panel types including fiberglass, faux marble, acrylic and plastics
- Multiple layers of drywall
- Plaster and lathe
- 1/4" acrylic / fiberglass tub surrounds
- Most wall panels, all masonry type boards, with or without decorative panels



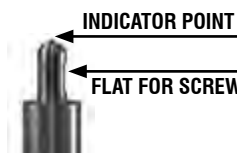
MODERN Elegance™ uses Indicator Points to simplify installation.

1. Remove the stand-offs to expose the **INDICATOR POINTS** on the accessory.
2. To ensure adequate clearance, a stud finder should be used to verify there are no studs within the area where the Wingits™ will be installed. Make sure that there is at least 1.5" away from the edge of the stud.
3. Place the accessory in the preferred location and **push on the accessory to mark the points where stand-offs will be mounted.**

GBWME40

Installing MODERN Elegance™ Grab Bars

1. Drill 1.25" hole on the marks by the **INDICATOR POINTS**.
2. Peel one side off of waterproof tape and adhere around drilled hole in wall.
3. Remove center **SCREW** completely.
4. Insert **SCREW** through **STAND-OFF** and rethread into fastener.
5. Insert the Wingits™ into the wall.
6. Push the **SCREW** head all the way into the **STAND-OFF** until the wings "POP" behind the wall.
7. Pull on **STAND-OFF**, remove tape liner - keep **STAND-OFF** away from wall as you tighten.
8. Attach Grab Bar and tighten set screws.



MODERN Elegance™ Installation Guide Specifications

DESCRIPTION	INCLUDED	OPTIONAL
Grab Bars	2.5" s/s screws	GBWME40
Towel Bars (all)	1-5/8" s/s screws	MAWME35 (WINGITS)
Robe Hooks (all)	1-5/8" s/s screws	MAWME35 (WINGITS)
Toilet Paper Holder		
Vertical	2" s/s screw	MAWSD35 (WINGITS)
Single	1-5/8" s/s screws	MAWME35 (WINGITS)
Vertical Towel Racks*	MAWME35 (WINGITS)	1-5/8" s/s screws
SPIRE Towel Vine*	MAWME35 (WINGITS)	1-5/8" s/s screws
SCOOP Towel Vine*	MAWME35 (WINGITS)	2" s/s screws
WAVE Foot Rest*	MAWSD35 (WINGITS)	2.5" s/s screws
Bariatric Grab Bars	2.5" s/s screws	GBW40

Mounting of the Stand-Off Screws **MUST** be installed into adequate structural blocking.

View Installation Videos at:
www.wingits.com



WINGITS®

MAW35 MASTER Anchor™

World's Strongest Fastener™

Standard Hollow Wall Anchor

- Rated up to 300 lbs.*
- NEVER Loosens
- Structural plastic construction
- Water-resistant and Fire-retardant
- Handles vector forces 360°
- Patented worldwide
- Uses 8-32 x 3-1/2" Stainless Steel screws
- Thousand Of Uses: bath accessories, window dressing, typical shelving, dispensers, most wall mount accessories
- Recommended for low-profile and tilting mounts (not full motion mounts)



**Install WINGITS® MAW35 Fastener Quickly and Easily
with the APACHE200 Carbide Drill Bit**

Industrial Grade Carbide Drill Bit

- Rated at 200 holes in ceramic wall tile
- Drills holes through ceramic wall tiles in seconds
- No hammer drill required - this precision cutting drill does all the work
- Industrial grade carbide cutting tool
- Engineered for standard and cordless drills
- Designed for ceramic, marble and plaster

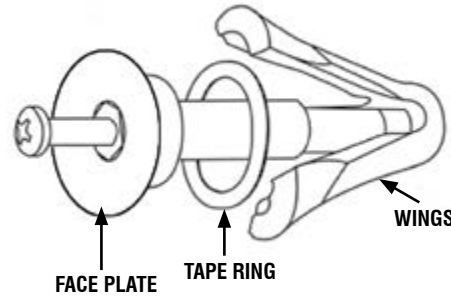


Installation Videos can be viewed at:

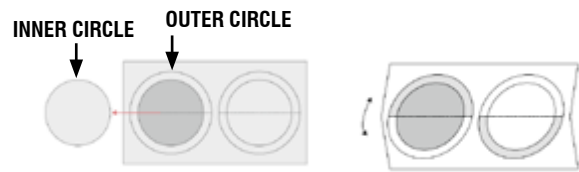
www.wingits.com



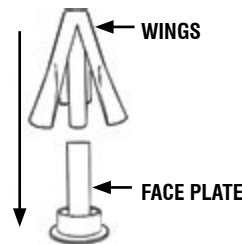
Bradley Beach, NJ USA • Toll Free: 877-894-6448
www.wingits.com • sales@wingits.com



1. For Watertight application, pop out **INNER CIRCLE** off of tape ring. Bend **OUTER CIRCLE** by perforated edges, peel off outer tape. Place face plate on sticky side of outer circle.



2. Insert the **WINGS** into the **FACE PLATE** (the tubes interlock).



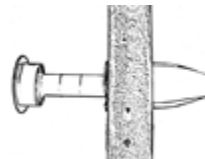
3. Extend the WINGITS® to full length.



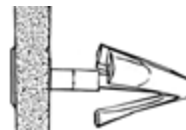
4. Compress and insert the **WINGS** into the drilled hole.



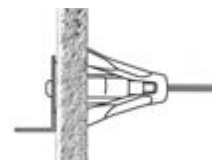
5. **WINGS** should be flush with the wall surface.



6. Pop WINGITS® through the hole by pushing on the **FACE PLATE**.



7. Using the enclosed 3.5" **STAINLESS STEEL SCREW**, attach the object to the WINGITS®.



NOTE:

Strength and stability are greatly affected by projection off the wall surface and the length of interaction with the wall surface. Call us at 877.894.6448 for guidance. WINGITS® are designed to be used in vertical walls only.

**DO NOT USE IN
CEILINGS.**

**View Installation Videos at:
www.wingits.com**

Features / Benefits

- Rated up to 300 lbs.*
- NEVER Loosens
- Stainless Steel / structural plastic construction
- Water-resistant and Fire-resistant
- Handles vector forces 360°
- Patented worldwide



MAW35 - MASTER Anchor™ Standard Hollow Wall Anchor

- Uses 8-32 x 3 1/2" Stainless Steel screws
- Thousand Of Uses: bath accessories, window dressing, typical shelving, dispensers, most wall mount accessories



MAWHP35 - MASTER Anchor™ with Hook Plate

- Uses 8-32 x 3 1/2" Stainless Steel screws and hook plate
- Hang heavy mirrors and pictures
- Safe for indoor and outdoor use



MAWOS35 - MASTER Anchor™ with Offset for Minimal Reveal

- For installation where mounting hole is less than 1/2" from edge
- Uses 8-32 x 3 1/2" Stainless Steel screws and hook plate
- Wall mount accessories
- Superior design for custom install



MAWSD35 - MASTER Anchor™ Super Duty

- Uses 10-32 x 3 1/2" Stainless Steel screws and hook plate
- Great for mounting flat screen tv's**, bath partitions, diaper changing tables
- For items with larger mounting holes
- Superior design installs in minutes

**Recommended for low-profile and tilting mounts
(not full motion mounts)



MAWSDOS35 - MASTER Anchor™ Super Duty with Offset

- Uses 10-32 x 3 1/2" Stainless Steel screws and hook plate
- For installations where mounting hole is less than 1/2" from edge
- For items with larger mounting holes
- Superior design easy install every time



*In Sheer, see www.wingits.com for more information

Industrial Grade Carbide Drill Bit

This precision cutting tool was developed to drill fast clean holes in wall tile and wallboard making the installation of WINGITS®, World's Strongest Fasteners, quick and easy!

Unlike hole saws, the APACHE200™ does not require a pilot hole, never drifts during start-up or needs to be emptied after each use. Just put the APACHE200™ into your drill, place on mark and pull the trigger.



Features / Benefits

- Rated at 200 holes in ceramic wall tile
- Drills holes through ceramic wall tiles in seconds
- No hammer drill required - this precision cutting drill does all the work
- Industrial grade carbide cutting tool
- Engineered for standard and cordless drills
- Designed for ceramic, marble, plaster, steel, glass and lathe

ITEM NO.	DESCRIPTION
WA2003PCS	3 Piece Kit, includes 1/4", 3/4", 1 1/4" Drill Bits
WA2005PCS	5 Piece Kit, includes 1/4", 1/2", 3/4", 1", 1 1/4" Drill Bits
WA200GT34	APACHE 200 3/4" Drill Bit
WA200GT54	APACHE 200 1 1/4" Drill Bit



View Installation Videos at:
www.wingits.com

WINGITS® Shower Seats and Tub Benches

[Return to Table of Contents](#)


Meets and Exceeds ADA Criteria and ALL building codes for hollow wall installs



Winglts' **NEW** Beautiful Designer Solid Surface Shower Seats and Tub Benches

- Made up of 100% Durable Acrylic Non Porous Material
- Provides a 100% Hygienic Surface - Resists Mold, Bacteria and Moisture
 - Available in 10 Variegated Colors
 - Tough, Stain Resistant & Easy to Maintain
- Stainless Steel Legs & Under Carriage Can be Painted To Match/Accent the Tops
 - Used Commercially for Medical and Food Preparation Facilities

Sanded Cream	Quarry Palisade	Frost	Basalt	Tempest Zenith
				
				
Ebony	Gold	Coffee Bean	Copper	Aspen Putty



WINGITS®

Shower Seats

Reversible L-Shaped with Fold Down Legs

Specified throughout Hospitality, Government, Commercial and Institutional Markets. Specific Specifications:
Disney, Hyatt Brands, Hilton Brands, G6 Hospitality, Marriott Brands, Choice Hotel Brands,
Wyndham Worldwide and Red Roof.

Features / Benefits

- Meets ADA Criteria 2010 ADAAG and 2009 ANSI Standards
- REVERSIBLE top allows for left hand and right hand placement
- Weight capacity: 800 lbs
- 18/8 stainless steel frame with fold down legs transfers the load to the floor
- Phenolic top with slots
- Also available in Teak
- Adjustable rubber feet from 17" to 19"



Phenolic White Top
Right Hand Shower Seat

WINGITS P/N	SIZE/DIAMETER	DESCRIPTION	NOTES
WSLX260225PWREV	26" X 22.5"	L-Shaped Shower Seat White Phenolic Reversible	Accommodates Left And Right Hand
WSLX280225PWREV	28" X 22.5"	L-Shaped Shower Seat White Phenolic Reversible	Accommodates Left And Right Hand
WSLX320225PWREV	32" X 22.5"	L-Shaped Shower Seat White Phenolic Reversible	Accommodates Left And Right Hand
WSLX340225PWz	34" X 22.5"	L-Shaped Shower Seat White Phenolic	Replace "z" With Handing (L-Left) (R-Right)

Use WINGITS® Fastener **GBW40** to install.

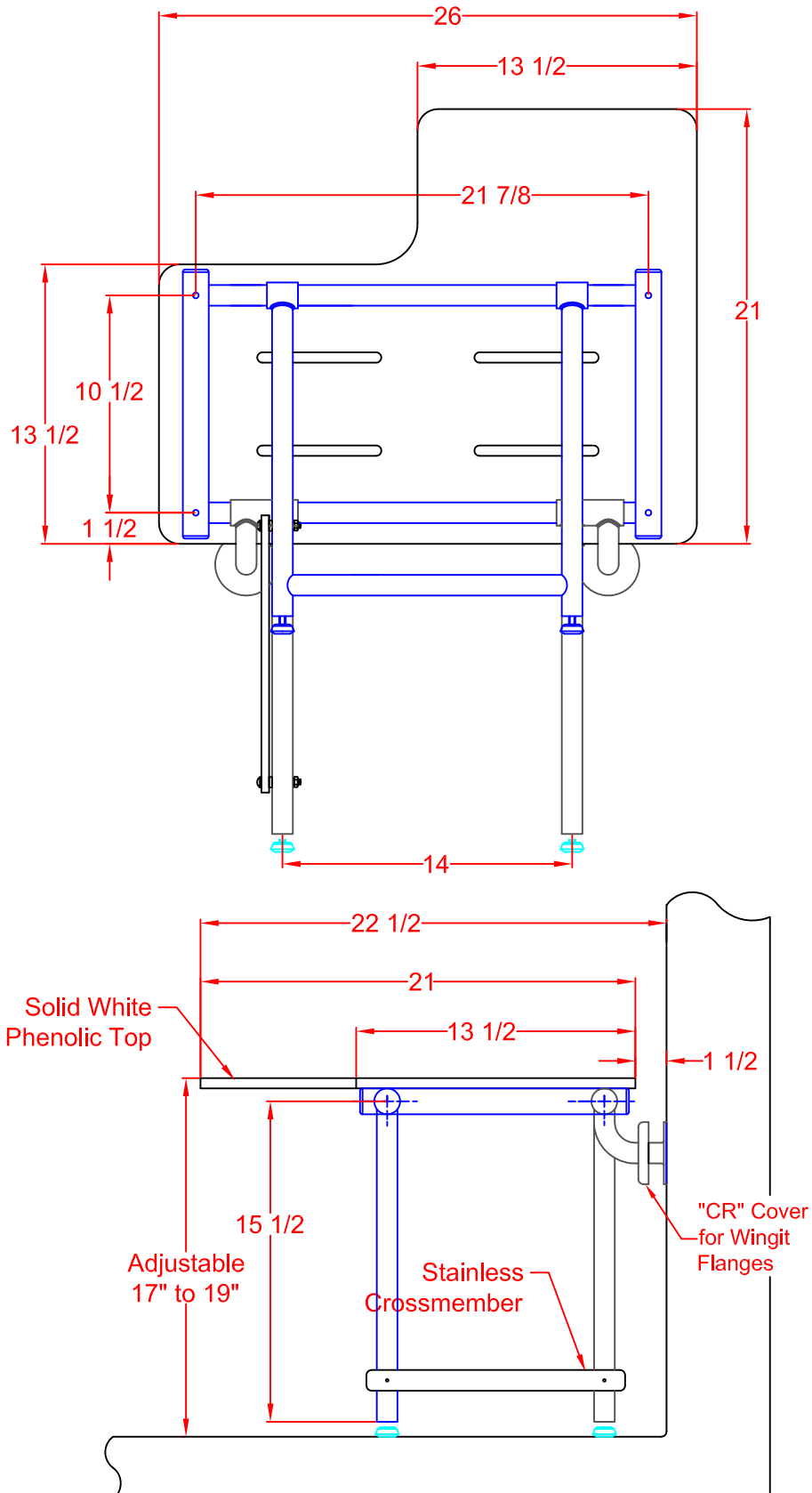
GBW40

Stainless Steel Grab Bar WINGITS®

- Exceeds ADA guidelines and ALL building codes for hollow wall installations*
- Eliminates the need for structural blocking
- NEVER Loosens
- Waterproof & Fireproof
- Rated to 800 lbs. in drywall and tile.
- Used to install WINGITS® Grab Bars and Shower Seats



Bradley Beach, NJ USA • Toll Free: 877-894-6448
www.wingits.com • sales@wingits.com



Shower Seats

Rectangular Shaped with Fold Down Legs

**Specified throughout Hospitality, Government, Commercial and Institutional Markets. Specific Specifications:
Disney, Hyatt Brands, Hilton Brands, G6 Hospitality, Marriott Brands, Choice Hotel Brands,
Wyndham Worldwide and Red Roof.**

Features / Benefits

- Meets ADA Criteria 2010 ADAAG and 2009 ANSI Standards
- Weight capacity: 800 lbs
- 18/8 stainless steel frame with fold down legs transfers the load to the floor
- Phenolic top with slots
- Adjustable rubber feet from 17" to 19"



WINGIT P/N	SIZE/DIAMETER	DESCRIPTION	NOTES
WSBX240150PW	24" X 15"	Rectangular Shaped Shower Seat White Phenolic	Also Available In Teak And Naugahyde
WSBX280150PW	28" X 15"	Rectangular Shaped Shower Seat White Phenolic	Also Available In Teak And Naugahyde

Use WINGITS® Fastener **GBW40** to install.

GBW40

Stainless Steel Grab Bar WINGITS®

- Exceeds ADA guidelines and ALL building codes for hollow wall installations*
 - Eliminates the need for structural blocking
 - NEVER Loosens
 - Waterproof & Fireproof
 - Rated to 800 lbs. in drywall and tile.
 - Used to install WINGITS® Grab Bars and Shower Seats
- AS EASY AS ...

1

2



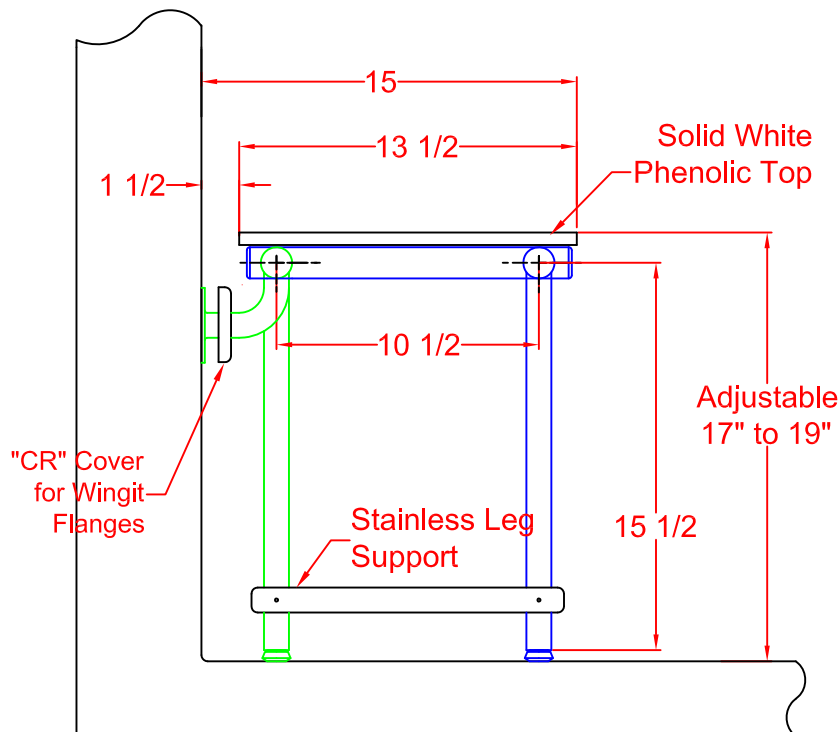
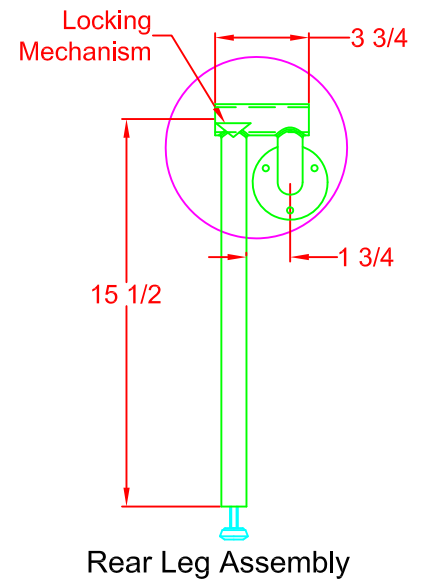
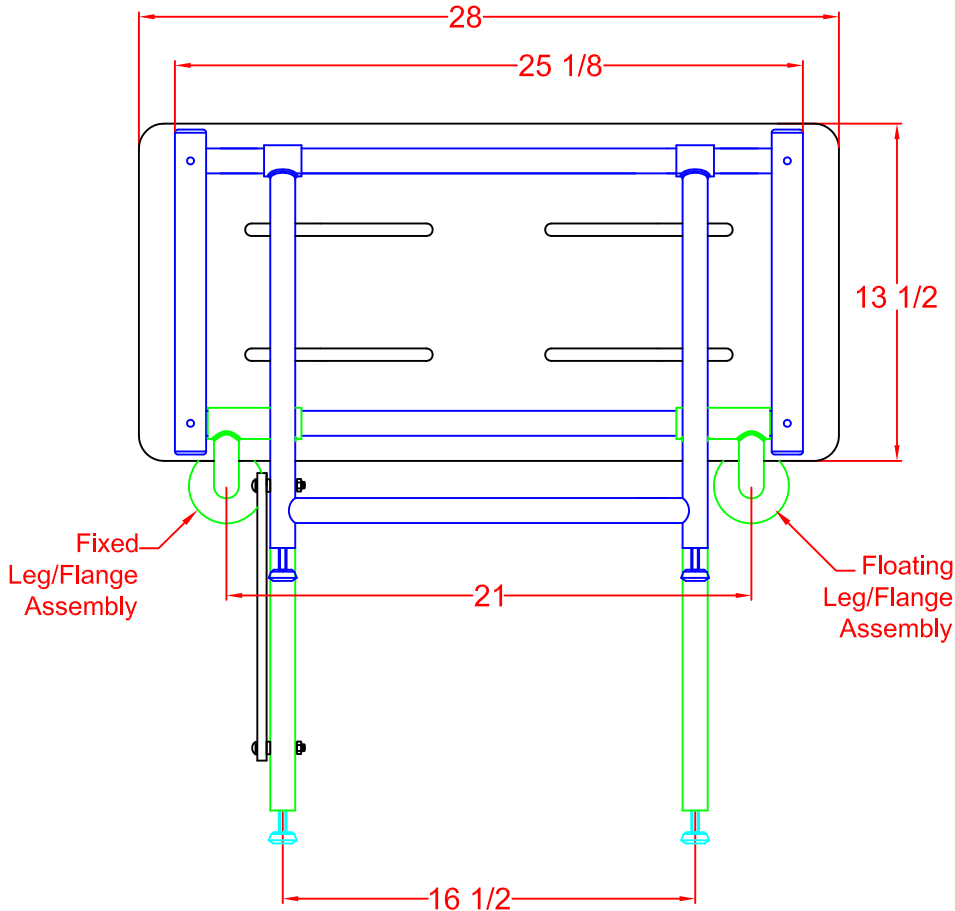
Bradley Beach, NJ USA • Toll Free: 877-894-6448
www.wingits.com • sales@wingits.com

W1-05012013

WSBX280150PW
PHENOLIC WHITE 28" x 15"
SHOWER BENCH SEAT
with Swing Down Leg
(with "CR" Covers for Wingit device)

Customer:

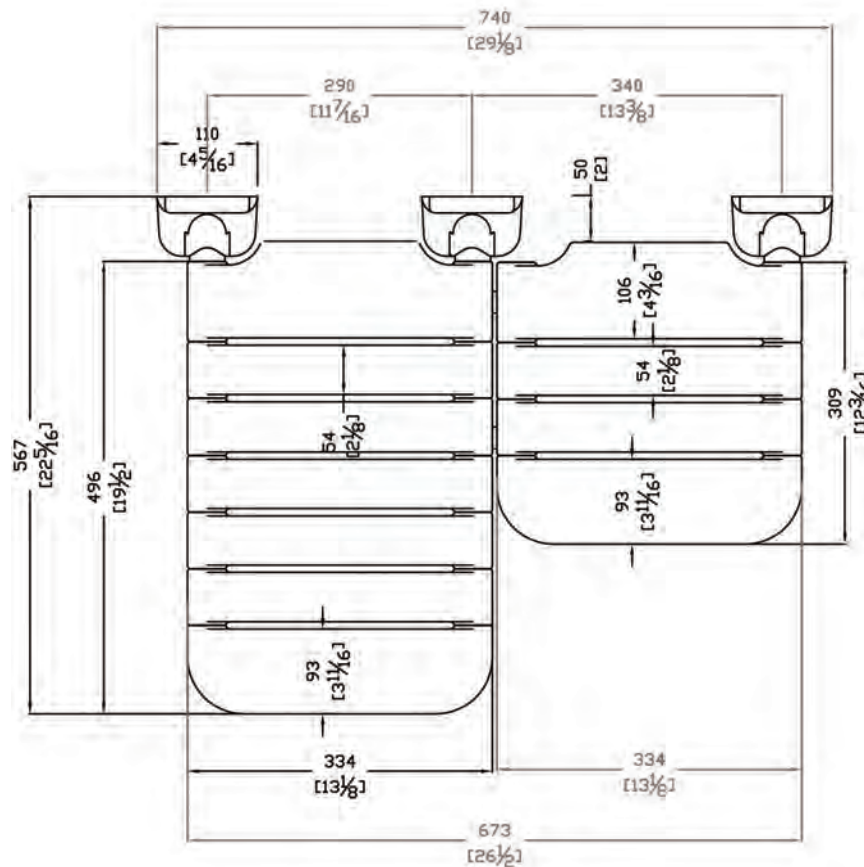
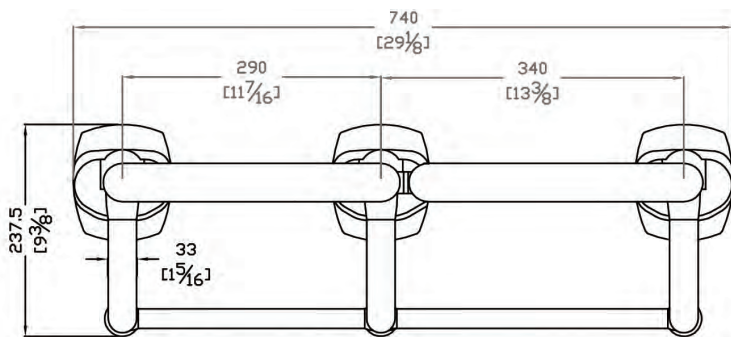
Customer Part #



Bradley Beach, NJ USA • Toll Free: 877-894-6448
www.wingits.com • sales@wingits.com

Technical drawing of a mechanical part with dimensions in inches and millimeters:

- Overall length: 567 [22⁵/₁₆]
- Overall width: 43 [1¹¹/₁₆]
- Top flange width: 130.5 [5¹/₈]
- Top flange thickness: 147.5 [5¹³/₁₆]
- Bottom flange width: 253 [9¹⁵/₁₆]
- Bottom flange thickness: 315 [12³/₈]



W20-08132013



PUEX32RHHW

**Compliance with the 2010 ADAAG Standards
is being strictly enforced as of March 2012**



Height (inches) 9.134"	Depth (inches) 22.52"
Width (inches) 34.331"	Diameter (inches) 1.29"
Net Weight (lbs.) 33.06 lbs.	Side / Toward

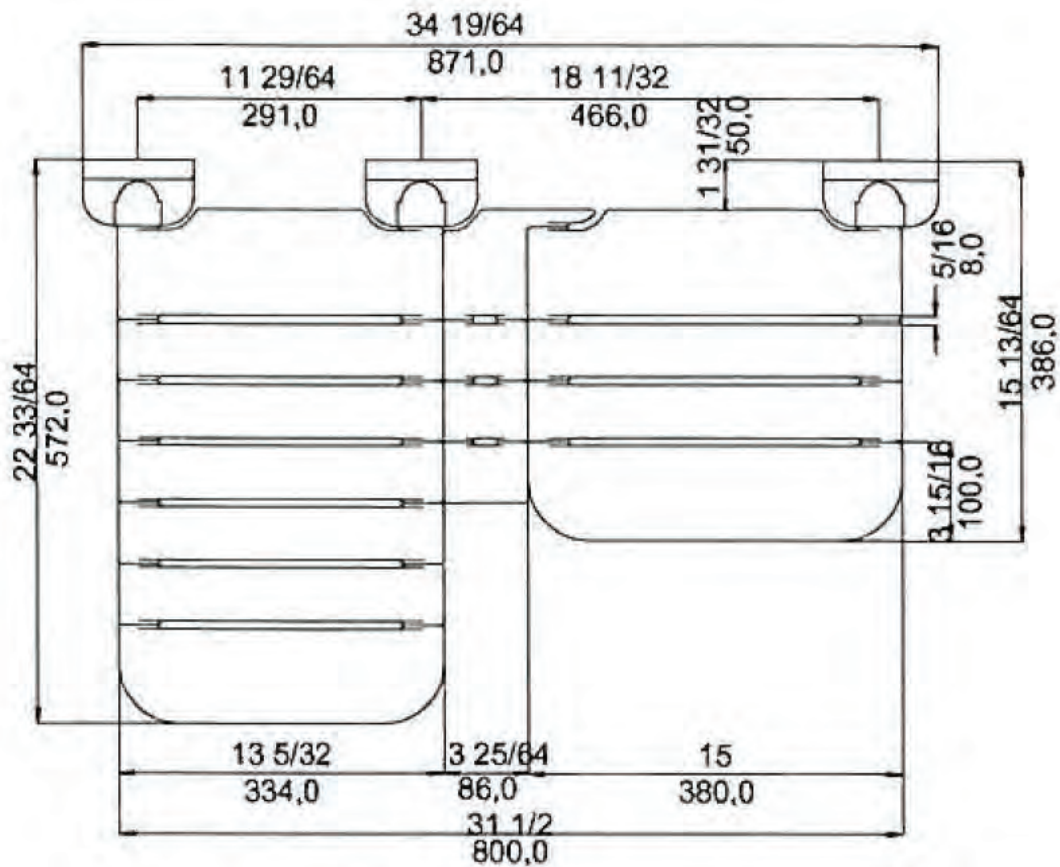
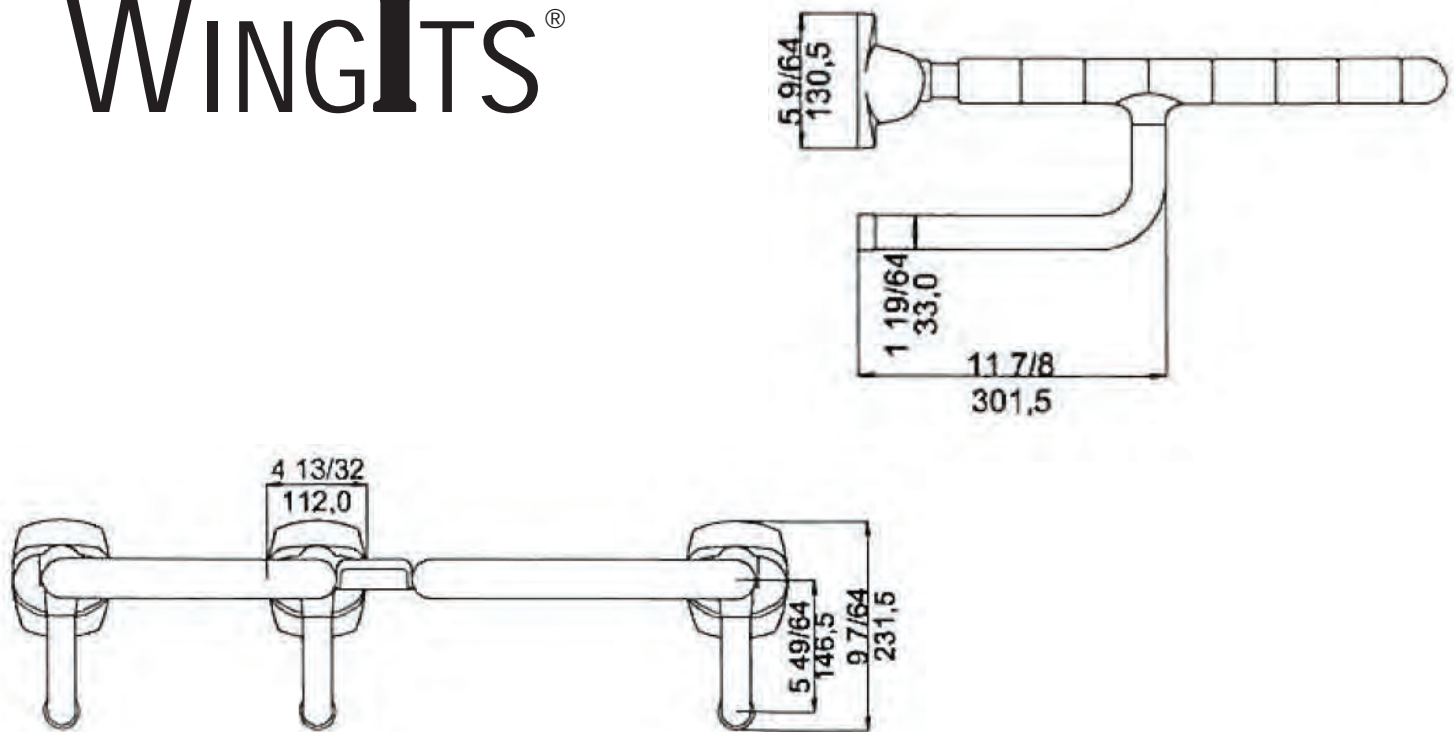
Shower Seats and Tub Benches are designed to hold live loads and must be installed into ADEQUATE STRUCTURAL BLOCKING.
The Reinforcement should extend adequately past the overall Width and Height of the unit being installed.
Contact WINGITS® for additional information. Toll Free 877.894.6448

Use	Wall installation
Cleaning	Use normal detergents or disinfectants that are non abrasive and contain no solvents
Vertical Load (lbs.)	450 lbs

Specification	Norm	Agency
Biocompatibility	DIN EN ISO 10993	Bioserv
Antibacterial coat	ISO 22196	BioCote®

Part Description	Material	Finish
Coating 2.5mm Ø33 extrusion	Vinyl 78ShA	Glossy
Seat stave	Polyamide 6 (PA6)	Glossy
Support 3/4" hose	Steel (FE360)	Galvanised

WINGITS®



WINGITS®

Bradley Beach, NJ USA • Toll Free: 877-894-6448
www.wingits.com • sales@wingits.com

W22-04012013

WINGITS®

Tub Benches

Permanent Rear and End Mount Tub Benches

Specified throughout Hospitality, Government, Commercial and Institutional Markets. Specific Specifications:
Disney, Hyatt Brands, Hilton Brands, G6 Hospitality, Marriott Brands, Choice Hotel Brands,
Wyndham Worldwide and Red Roof.

Features / Benefits

- Meets ADA Criteria 2010 ADAAG and 2009 ANSI Standards
- 18/8 stainless steel frame
- Phenolic top with slots
- Tub Bench With 3" Ski's: Designed For Tubs With A 12.5" - 14.5" Height From Tub Dam To Finished Floor
- Tub Bench Without Ski's: Designed For Tubs With A 15.5" - 17.5" Height From Tub Dam To Finished Floor
- Exceeds 250 lb Load Rating
- Friction hinge holds seat in the raised position
- Custom sizes available



Rear Mount With Skis



Rear Mount Without Skis



End Mount With Skis



End Mount Without Skis

Use WINGITS® Fastener **GBW40** to install.

WINGITS P/N	SIZE/DIAMETER	DESCRIPTION	NOTES
WBTE290150PW	29" X 15"	Permanent End Mount Tub Seat White Phenolic without Skis	Also Available In Teak and Naugahyde
WBTE290150PW	29" X 15"	Permanent End Mount Tub Seat White Phenolic with Skis	Also Available In Teak and Naugahyde
WBTR290185PW	29" X 18.5"	Permanent Rear Mount Tub Seat White Phenolic without Skis	Also Available In Teak and Naugahyde
WBTR290185PW	29" X 18.5"	Permanent Rear Mount Tub Seat White Phenolic with Skis	Also Available In Teak and Naugahyde

GBW40

Stainless Steel WINGITS®

- Exceeds ADA guidelines and ALL building codes for hollow wall installations*
- Eliminates the need for structural blocking
- NEVER Loosens
- Waterproof & Fireproof
- Rated to 800 lbs. in drywall and tile.
- Used to install WINGITS® Grab Bars, Shower Seats and Tub Benches



Bradley Beach, NJ USA • Toll Free: 877-894-6448
www.wingits.com • sales@wingits.com

WINGITS®

Tub Benches

Portable Tub Bench

Specified Throughout Hospitality, Government, Commercial and Institutional Markets. Specific specifications:
Best Western, Choice Hotel Brands, Hilton Brands, Hyatt Brands and IHG.

Features / Benefits

- 18/8 stainless steel frame with fold down legs transfers the load to the floor
- Phenolic top with slots
- Meets ADA Criteria of 250 lb Load Rating
- Use with Standard Height Tubs
- Comes w/2 adjustable clamps to secure bench to tub ledge
- For Use with standard tub height 13.5" – 15.5" AFF (Above Finished Floor)
- For Tub Height below 13.5" and above 15.5" – Contact WINGITS®



WINGITS P/N	SIZE/DIAMETER	DESCRIPTION	NOTES
WHPTB265150PW	26.5" X 15"	Portable Tub Bench White Phenolic	Also Available In Teak



PURE Elegance™ Shower Seats and Tub Benches

Specified in Marriott CFSRT

Features / Benefits

- Heavy Nylon Sheath Exterior
- Friction hinge allows for adjustable folding
- Shower seats folds up on the wall
- Stainless steel mount plate and hinge
- Directional Slats
- Shower Seats and Tub Benches are design to hold live loads and must be installed into ADEQUATE STRUCTURAL BLOCKING.



Tub Bench



Left Shower Seat



WINGITS P/N	SIZE/DIAMETER	DESCRIPTION	NOTES
PUEX28zWH	28" X 22.5"	PURE Elegance™ L-Shape Shower Seat White	Replace "z" With Handing (LH-Left) (RH-Right)
PUEX32zWH	32" X 22.5"	PURE Elegance™ L-Shape Shower Seat White	Replace "z" With Handing (LH-Left) (RH-Right)
PUTB30WH	30" X 15"	PURE Elegance™ Tub Bench White	

Use WINGITS® Fastener **GBW40** to install.



Bradley Beach, NJ USA • Toll Free: 877-894-6448
www.wingits.com • sales@wingits.com

W35-05062013

WINGITS® PURE Elegance™

30" Folding Tub Bench

Model:
PUTB30

Part Numbers:

PUTB30WH

Glossy Finish, White



Meets and Exceeds ALL ADA Requirements*

Compliance with the 2010 ADAAG Standards is being strictly enforced as of March 2012

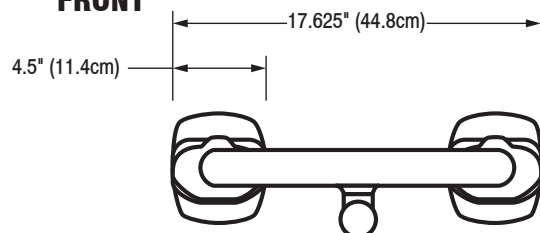
*When installed to adequate blocking.

MECHANICAL DATA	
Height: 5.1875" (13.2cm)	Weight: 14.1 lbs. (6.4kg)
Width: 15" (38.1cm)	
Depth: 28" (71.1cm)	
PRODUCT COMPOSITION	
2.5mm vinyl 78ShA coating Ø33 extrusion. Seat stave is polyamide 6 (PA6). Hose support is steel (FE360/Sched 40).	
MODALITY	
Use: Wall Installation.	Load Capability: 450 lbs. (204.1kg)*
INSTALLATION	
WingIts® PURE Elegance™ Folding Tub Benches are designed to hold live loads and must be installed into adequate structural blocking . The reinforcement should extend adequately past the overall width and height of the unit being installed.	
CERTIFICATIONS	
WingIts® PURE Elegance™ Folding Tub Benches meet or exceed the applicable requirements of the following standards: Bioserve Biocompatibility DIN EN ISO 10993, BioCote® Antibacterial coat ISO 22196	
RECOMMENDED INTEGRATION	
Installation into adequate structural blocking is required.	

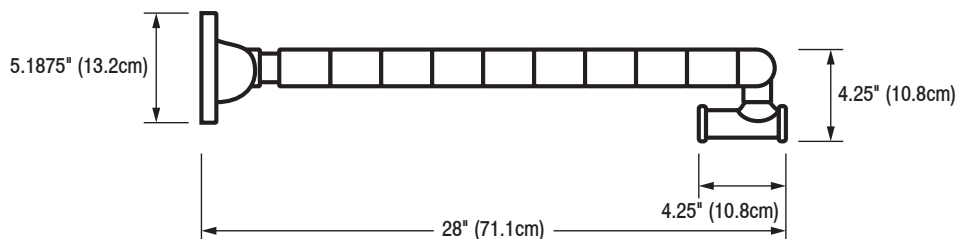
PUTB30_SpecSheet_20140331_rev2

WINGITS®

FRONT



SIDE



TOP

