

Features

- Left-hand Polished Chrome trip lever
- Combines with the K-4199 bowl to create a complete K-3979 Highline toilet, combines with the K-4198 bowl to create a complete K-3978 Wellworth toilet, and combines with the K-4197 bowl to create a complete K-3977 Wellworth toilet
- Coordinates with other products in the Wellworth collection
- KOHLER's canister flush valve harnesses the natural force of gravity and optimizes flushing performance
- 1.6 gpf (6.0 lpf)
- Class Five® canister optimizes the flow out of the tank, harnessing gravity and the natural powerful reducing cascade of water to increase the power and effectiveness of the flush



Installation

- Supply line sold separately

Recommended Products/Accessories

K-4197 Round-front toilet bowl
K-4198 Elongated toilet bowl
K-4199 Elongated toilet bowl
K-23726 Drain treatment

Codes/Standards




ASME A112.19.2/CSA B45.1

KOHLER® Toilets and Seats Limited Warranty

See website for detailed warranty information.

Available Colors/Finishes

Color tiles intended for reference only.

Color	Code	Description
	0	White
	96	Biscuit
	7	Black Black™



Wellworth®
Toilet tank, 1.6 gpf
K-4468

No image available.
This product is a component and not intended to be a standalone installation.

Technical Information

All product dimensions are nominal.

Toilet type: Bowl-mount

Flush type: Class Five

Notes

Install this product according to the installation instructions.